

Certificazioni / Certifications

SETTORE CIVILE / CIVIL SECTOR

		PRODUKTE DER WASSERVERSORGUNG	DW-8511AU2084 (W 534)	Ø 15 – 168 mm
		EDELSTAHLROHR "INOXPRES" - 1.4404	DV-7301 BM3426 (GW 541)	Ø 15 – 108 mm
		EDELSTAHLROHR "INOXPRES" - 1.4521	DW-7301 BT0667 (GW 541)	Ø 15 – 54 mm
		ROHRSYSTEM EDELSTAHL "INOXPRES" PRESSFITTINGSYSTEM AUS EDELSTAHL DN 20 BIS DN 80 VERWENDUNG: IN ORTSFESTEN WASSERLÖSCHANLAGEN	G 4060006 (VdS 2344 - VdS 2100)	Ø 22 – 88,9 mm
		TRINKWASSERHAUSINSTALLATIONSSYSTEM = INOXPRES®=	W 1.402 (W 402)	Ø 15 – 108 mm
		TRINKWASSERVERTEILSYSTEME	0007-4278 (ZW 132-GW514-W534)	Ø 15 – 108 mm
		INOXPRES RANGE OF STAINLESS STEEL FITTINGS	1710345	Ø 15 – 108 mm
		SYSTÈMES DE CANALISATIONS DE DISTRIBUTION D'EAU - SYSTÈME INOXPRES	79-2217	Ø 15 – 108 mm
		ATTESTATION DE CONFORMITE SANITAIRE - SYSTÈME INOXPRES	18 ACC LY 875	Ø 15 – 108 mm
		PRESFITTINGS TIL RUSTFRI STÅLRØR INOXPRES RUSTFRI STÅLRØR TIL BRUGSVANDSINSTALLATIONER I BYGNING OG JORD INOXPRES	VA 1.22/19224 VA 1.12/18410	Ø 15 – 108 mm
		INOXPRES PIPES INOXPRES FITTINGS	02/00014 03/00127	Ø 15 – 108 mm
		PRESSKOPPLINGAR FÖR ROSTFRIA STÅLRÖR	1174/99	Ø 15 – 108 mm
		STAINLESS STEEL PRESS FITTING - INOXPRES® - (WATER SUPPLY) STAINLESS STEEL TUBE - INOXPRES® - (WATER SUPPLY)	K40834/05 K40835/04	Ø 15 – 108 mm
		INOXPRES PRESSFITTINGSSYSTEM I RUSTFRITT STÅL	Nr. 1623	Ø 15 – 108 mm
		INOXPRES PRESSFITTING SYSTEM	POCC IT. AM05.H05079	Ø 15 – 108 mm
		STAINLESS STEEL INOXPRES CRIMP FITTINGS (WATER SUPPLY)	TEST REPORT ZH 173	Ø 15 – 108 mm
		ROZSDAMENTES ACÉL CSÖVEK ÉS PRÉSIDOMOK INOXPRES	A-42/2017	Ø 15 – 108 mm
		INOXPRES ELNEVEZÉSŰ FITTINGEK Ø 15-108 MM	KEF-4416-2/2016	Ø 15 – 108 mm
		LACZNIKI ZAPRASOWYWANE ZE STALI SYSTEMU INOXPRES I STEELPRES DO LACZENIA RUR ZE STALI	ITB-KOT-2019/1222	Ø 15 – 108 mm
		ATEST HIGIENICZNY - INOXPRES	B-BK-60210-0051/20	Ø 15 – 108 mm
		RURY I KSZTAŁTKI DN 20 DO DN 65, ZE STALI NIERDZEWNEJ, SYSTEM INOXPRES	AT-1106-0269/2010/2015	Ø 22 – 76,1 mm
		SYSTEM OF STAINLESS STEEL PIPES AND STAINLESS COMPRESSING FITTINGS INOXPRES	202/C5/2019/B-01337-19	Ø 15 – 108 mm
		RACCORDI A PRESSARE IN ACCIAIO INOSSIDABILE / STAINLESS STEEL PRESSFITTINGS PRODOTTI E COMPONENTI UTILIZZATI A CONTATTO CON ACQUA POTABILE PRODUCT AND ELEMENTS IN CONTACT WITH DRINKING WATER	ICIM-CAP-009671-00	Ø 15 – 168,3 mm
		WATER SUPPLY - METALLIC FITTINGS AND END CONNECTORS; STAINLESS STEEL PIPES AND TUBE FOR PRESSURE APPLICATIONS	WMK25928 WMK25929	Ø 15 – 108 mm

Certificazioni / Certifications

SETTORE NAVALE / SHIPYARD SECTOR

		MECHANICAL JOINTS COMPRESSION COUPLINGS PRESSTYPE	38058/B0 BV	∅ 15 – 108 mm
		TUBE FITTINGS - INOXPRES	TAP000017J	∅ 15 – 108 mm
		PRESS FIT SYSTEM OF COMPRESSION TYPE FOR PIPING SYSTEMS	15/20055 (E1)	∅ 15 – 108 mm
		INOXPRES PIPE PENETRATION (STANDARD FIRE TEST) ∅ 15-108 MM	MED 1650182	∅ 15 – 108 mm
		GIUNTI MECCANICI PER TUBOLATURE - INOXPRES MECHANICAL JOINTS FOR PIPES - INOXPRES	MAC 216718CS/002 - 003	∅ 15 – 108 mm
		INOXPRES, PIPING SYSTEM AND FITTING	19-GE1920310-PDA	∅ 15 – 108 mm
		INOXPRES, MECHANICAL JOINTS	ML 16T00012	∅ 15 – 108 mm

Campi di applicazione / Fields of application



Acqua potabile
Potable water



Riscaldamento
Heating



Raffrescamento
Cooling



Acque di processo
Process water




Aria compressa
Compressed air



Antincendio
Fire protection systems

inoxPRES O-ring EPDM

Nero | Black | Schwarz | Noir | Negro



Un marchio di qualità per i materiali a contatto con l'acqua potabile

A QUALITY BRAND FOR MATERIALS COMING IN CONTACT WITH DRINKING WATER

ICIM attesta che gli oggetti prodotti e/o commercializzati dall'Organizzazione **Raccorderie Metalliche S.p.A.:**

- Tubi e raccordi a pressare in acciaio inox (inoxPRES);
- Tubi e raccordi a pressare in rame e bronzo (aesPRES);
- Tubi e raccordi a pressare in cupronickel (marinePRES);
- Raccordi a saldare in acciaio inox;

sono idonei al contatto con acqua potabile destinata al consumo umano.
(riferimento D.M. n.174 del 6 aprile 2004)



ICIM certifies that the products manufactured and/or marketed by **Raccorderie Metalliche S.p.A.:**

- Stainless steel pipes and pressfittings (inoxPRES);
- Copper and bronze pipes and pressfittings (aesPRES);
- Cupronickel pipes and pressfittings (marinePRES);
- Welding fittings in stainless steel;

are suitable for contact with drinking water intended for human consumption.

(Re: Ministerial Decree No. 174 dated 6 April 2004)

inoxPRES®




**116/200 6 m**
≤54 B 30 31
76÷108 B 30 32
TUBO IN ACCIAIO INOSSIDABILE

- STAINLESS STEEL PIPE
- EDELSTAHL ROHR
- TUBE EN ACIER INOXYDABLE
- TUBO DE ACERO INOXIDABLE

NORM: EN 10217-7 (DIN 17455) - EN 10312

Mat. Nr.: 1.4404 (AISI 316L) L=6 m
Crudo - Not annealed - Ungeglüht - Non-hypertrempé - Crudo


CODE	Dimensions mm x mm	Ø int mm	L m	 kg/m	Volume l/m	Minimum package m	Bundle m	€/m
116015200	15 x 1,0	13	6	0,351	0,133	60	1014	9,18
116018200	18 x 1,0	16	6	0,426	0,201	60	1014	10,44
116022200	22 x 1,2	19,6	6	0,625	0,302	60	762	14,55
116028200	28 x 1,2	25,6	6	0,805	0,514	30	546	18,36
116035200	35 x 1,5	32	6	1,258	0,804	30	546	27,74
116042200	42 x 1,5	39	6	1,521	1,194	30	366	33,14
116054200	54 x 1,5	51	6	1,972	2,042	30	366	42,57
116076200	76,1 x 2,0	72,1	6	3,711	4,080	6	114	77,85
116088200	88,9 x 2,0	84,9	6	4,352	5,660	6	114	90,12
116108200	108 x 2,0	104	6	5,308	8,490	6	114	110,86

**116/Oversize 6 m****B 30 36****TUBO IN ACCIAIO INOSSIDABILE**

- STAINLESS STEEL PIPE
- EDELSTAHL ROHR
- TUBE EN ACIER INOXYDABLE
- TUBO DE ACERO INOXIDABLE

NORM: EN 10217-7 (DIN 17455) - EN 10312

Mat. Nr.: 1.4404 (AISI 316L) L=6 m
Crudo - Not annealed - Ungeglüht - Non-hypertrempé - Crudo


CODE	Dimensions mm x mm	Ø int mm	L m	 kg/m	Volume l/m	Minimum package m	Bundle m	€/m
116139200*	139,7 x 2,0	135,7	6	6,896	14,460	6	60	181,50
116168200*	168,3 x 2,0	164,3	6	8,328	21,200	6	60	199,15
116139260	139,7 x 2,6	134,5	6	8,926	14,208	6	60	322,43
116168260	168,3 x 2,6	163,1	6	10,788	20,893	6	60	376,16

[*]: non certificato DVGW - not certified DVGW - keine Zertifizierung DVGW - pas certifié DVGW - DVGW no certificado

**116/203 3 m**
≤54 B 30 31
76÷108 B 30 32
**TUBO IN ACCIAIO
INOSSIDABILE**

- STAINLESS STEEL PIPE
- EDELSTAHL ROHR
- TUBE EN ACIER INOXYDABLE
- TUBO DE ACERO INOXIDABLE


NORM: EN 10217-7 (DIN 17455) - EN 10312**Mat. Nr.: 1.4404 (AISI 316L) L=3 m****Crudo - Not annealed - Ungelüht - Non-hypertrempé - Crudo**

CODE	Dimensions mm x mm	Ø int mm	L m	 kg/m	Volume l/m	Minimum package m	€/m
116015203	15 x 1,0	13	3	0,351	0,133	60	9,64
116018203	18 x 1,0	16	3	0,426	0,201	60	10,97
116022203	22 x 1,2	19,6	3	0,625	0,302	36	15,28
116028203	28 x 1,2	25,6	3	0,805	0,514	30	19,27
116035203	35 x 1,5	32	3	1,258	0,804	18	29,11
116042203	42 x 1,5	39	3	1,521	1,194	12	34,81
116054203	54 x 1,5	51	3	1,972	2,042	12	44,71
116076203	76,1 x 2,0	72,1	3	3,711	4,080	6	81,71
116088203	88,9 x 2,0	84,9	3	4,352	5,660	6	94,62
116108203	108 x 2,0	104	3	5,308	8,490	6	116,40

**116/300 6 m**
≤54 B 30 31
76÷108 B 30 32
**TUBO IN ACCIAIO
INOSSIDABILE**

- STAINLESS STEEL PIPE
- EDELSTAHL ROHR
- TUBE EN ACIER INOXYDABLE
- TUBO DE ACERO INOXIDABLE

NORM: EN 10217-7 (DIN 17455) - EN 10312**Mat. Nr.: 1.4404 (AISI 316L) L=6 m****Ricotto - Annealed - Geglüht - Hypertrempé - Recocido**


CODE	Dimensions mm x mm	Ø int mm	L m	 kg/m	Volume l/m	Minimum package m	Bundle m	€/m
116015300	15 x 1,0	13	6	0,351	0,133	60	1014	13,01
116018300	18 x 1,0	16	6	0,426	0,201	60	1014	13,98
116022300	22 x 1,2	19,6	6	0,625	0,302	60	762	18,76
116028300	28 x 1,2	25,6	6	0,805	0,514	30	546	23,02
116035300	35 x 1,5	32	6	1,258	0,804	30	546	33,91
116042300	42 x 1,5	39	6	1,521	1,194	30	366	40,66
116054300	54 x 1,5	51	6	1,972	2,042	30	366	51,56
116076300	76,1 x 2,0	72,1	6	3,711	4,080	6	114	94,29
116088300	88,9 x 2,0	84,9	6	4,352	5,660	6	114	110,64
116108300	108 x 2,0	104	6	5,308	8,490	6	114	135,78

**116/030 6 m****B 30 33****TUBO IN ACCIAIO INOSSIDABILE**

- STAINLESS STEEL PIPE
- EDELSTAHL ROHR
- TUBE EN ACIER INOXYDABLE
- TUBO DE ACERO INOXIDABLE

NORM: EN 10217-7 (DIN 17455) - EN 10312

Mat. Nr.: 1.4521 (AISI 444) L=6 m
Ricotto - Annealed - Geglüht - Hypertrempé - Recocido

CODE	Dimensions mm x mm	Ø int mm	L m	 kg/m	Volume l/m	Minimum package m	Bundle m	€/m
116015030	15 x 1,0	13	6	0,351	0,133	60	1014	6,70
116018030	18 x 1,0	16	6	0,426	0,201	60	1014	7,72
116022030	22 x 1,2	19,6	6	0,625	0,302	60	762	11,10
116028030	28 x 1,2	25,6	6	0,805	0,514	30	546	14,28
116035030	35 x 1,5	32	6	1,258	0,804	30	546	21,54
116042030	42 x 1,5	39	6	1,521	1,194	30	366	26,18
116054030	54 x 1,5	51	6	1,972	2,042	30	366	33,58

NOTA / NOTE

Per le specifiche certificazioni delle tubazioni in ogni singolo paese, vedere sito web raccorderiemetalliche.com

For pipes certification's details of each country, please check our website raccorderiemetalliche.com

Die für jedes einzelne Land spezifischen Zertifizierungen der Rohre finden Sie auf die Website raccorderiemetalliche.com

Pour toute certification de tubes dans chaque pays, voir le site internet raccorderiemetalliche.com

Para conocer las certificaciones específicas de las tuberías en cada país, consulte el sitio web raccorderiemetalliche.com

**114/200 6 m**


≤54	B 30 34
76÷108	B 30 35

**TUBO IN ACCIAIO
INOSSIDABILE**

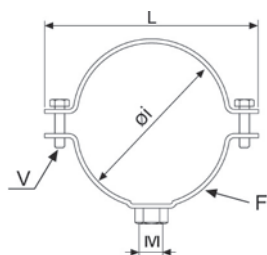
- STAINLESS STEEL PIPE
- EDELSTAHL ROHR
- TUBE EN ACIER INOXYDABLE
- TUBO DE ACERO INOXIDABLE

NORM: EN 10217-7 (DIN 17455) - EN 10312
NOTE: Paese Italia - conforme al DM 174 per
veicolazione acqua potabile;
Italy country - according to DM 174 for
drinking water transport;

Mat. Nr.: 1.4301 (AISI 304) L=6 m
Crudo - Not annealed - Ungeglüht - Non-hypertrempé - Crudo

CODE	Dimensions mm x mm	Ø int mm	L m	 kg/m	Volume l/m	Minimum package m	Bundle m	€/m
114015200	15 x 1,0	13	6	0,351	0,133	60	1014	6,56
114018200	18 x 1,0	16	6	0,426	0,201	60	1014	7,72
114022200	22 x 1,2	19,6	6	0,625	0,302	60	762	10,90
114028200	28 x 1,2	25,6	6	0,805	0,514	30	546	14,03
114035200	35 x 1,5	32	6	1,258	0,804	30	546	21,17
114042200	42 x 1,5	39	6	1,521	1,194	30	366	26,04
114054200	54 x 1,5	51	6	1,972	2,042	30	366	34,48
114076200	76,1 x 2,0	72,1	6	3,711	4,080	6	114	65,77
114088200	88,9 x 2,0	84,9	6	4,352	5,660	6	114	69,32
114108200	108 x 2,0	104	6	5,308	8,490	6	114	74,87

A 50 50



156

COLLARE PER TUBO INOXPRES

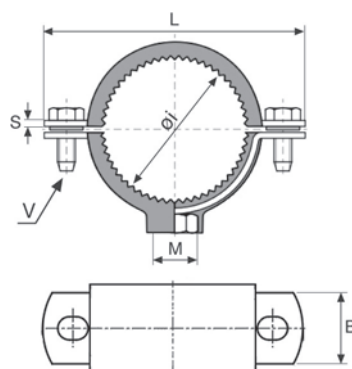
- CLAMP FOR INOXPRES PIPE
- ROHRSCHELLE FÜR INOXPRES ROHR
- COLLIER POUR TUBE INOXPRES
- ABRAZADERA PARA TUBO INOXPRES

MATERIAL: AISI 304 - 1.4301

NOTE: dado saldato con puntatura elettrica spot welded nut

CODE	DN mm	M	F Lg x Sp mm	V mm	L mm	g	g	g	€
156015304	15	M 8	20 x 2,5	M 6 x 20	48	54	1	50*	3,73
156308304	18	M 8	20 x 2,5	M 6 x 20	53,5	60	1	50*	3,73
156102304	22	M 8	20 x 2,5	M 6 x 20	58	68	1	50*	3,59
156304304	28	M 8	20 x 2,5	M 6 x 20	63,5	74	1	50*	3,71
156100304	35	M 8	20 x 2,5	M 6 x 20	70	82	1	50*	4,16
156114304	42	M 8	20 x 2,5	M 6 x 20	79	92	1	50*	4,60
156054304	54	M 8	20 x 2,5	M 6 x 25	94	108	1	50*	5,42
156212304	76,1	M 10	30 x 2,5	M 6 x 25	115	205	1	20*	9,32
156300304	88,9	M 10	30 x 2,5	M 6 x 25	128	230	1	20*	10,16
156108304	108	M 10	30 x 2,5	M 6 x 25	149	268	1	20*	11,77

(*) unità minima di vendita / minimum selling quantity



Conforme a
 Conform to
 Entsprechend
 Correspondant
 Conforme a la

DIN 4109

156/G

A 50 50

COLLARE GOMMA PER TUBO INOXPRES

- CLAMP WITH RUBBER FOR INOXPRES PIPE
- ROHRSCHELLE MIT GUMMIEINLAGE FÜR INOXPRES ROHR
- COLLIER DE FIXATION GARNITURE ISOPHONIQUE POUR TUBE INOXPRES
- ABRAZADERA ISOFÓNICA PARA TUBO INOXPRES

MATERIAL: AISI 304 - 1.4301

VULCANIZED RUBBER:

EPDM [-20°
 C/+120° C]
 durezza/hardness
 55 Shore

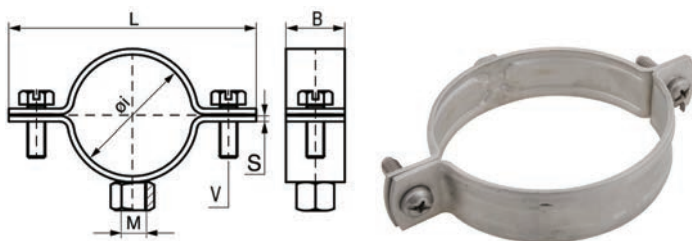
NOTE: dado saldato con puntatura elettrica spot welded nut

CODE	DN mm	M	V mm	B mm	S mm	L mm	g	g	g	€	
156150304G	15	M 8	M 6 x 20	20	2,5	58	72	1	50*	7,45	
156308304G	18	M 8	M 6 x 20	20	2,5	58	76	1	50*	7,45	
156102304G	22	M 8	M 6 x 20	20	2,5	63,5	86	1	50*	7,59	
156304304G	28	M 8	M 6 x 20	20	2,5	70	94	1	50*	7,89	
156100304G	35	M 8	M 6 x 20	20	2,5	79	112	1	50*	8,36	
156114304G	42	M 8	M 6 x 20	20	2,5	85	120	1	50*	9,74	
156112304G	54	M 8	M 6 x 25	20	2,5	97	142	1	50*	10,62	
156212304G	76,1	M 10	M 6 x 25	30	2,5	128	308	1	10*	16,13	
156300304G	88,9	M 10	M 6 x 25	30	2,5	148	346	1	10*	17,48	
156108316G	**	108	M 8 / 10	M 6 x 25	20	2	168	200	1	10*	14,63

(*) unità minima di vendita / minimum selling quantity

(**) Gomma staccabile - Detachable rubber - Abnehmbare Gummi - Caoutchouc amovible - Goma desmontable
 AISI 316 / 1.4401 (famiglia / family A 50 51)

A 50 51





NEW

156/316L**COLLARE FISSAGGIO TUBO - SERIE PESANTE**

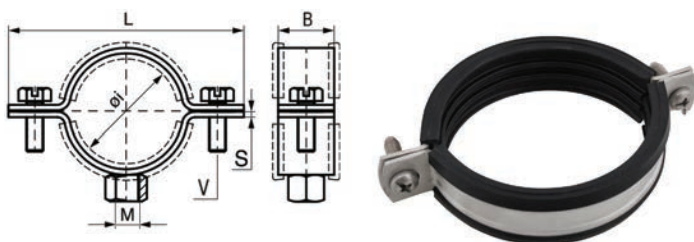
- CLAMP - HEAVY SERIES
- ROHRSCHELLE - SCHWERE SERIE
- COLLIER DE FIXATION - SÉRIE LOURDE
- ABRAZADERA - SERIE PESADA

MATERIAL: AISI 316L - 1.4404**NOTE:** dado saldato con puntatura elettrica spot welded nut

CODE	DN mm	M	V mm	B mm	S mm	L mm	 g		€
156500316	139,7	M10	M6 x 25	20	2,5	179	210	10*	16,14
156600316	168,3	M10	M6 x 25	20	2,5	203	240	10*	17,06

[*] unità minima di vendita / minimum selling quantity

A 50 51





NEW

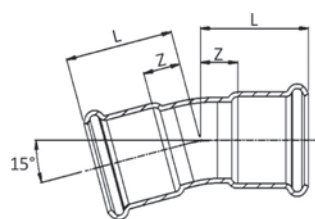
156/316L G**COLLARE CON GOMMA - SERIE PESANTE**

- CLAMP WITH RUBBER - HEAVY SERIES
- ROHRSCHELLE MIT GUMMIEINLAGE - SCHWERE SERIE
- COLLIER DE FIXATION GARNITURE ISOPHONIQUE - SÉRIE LOURDE
- ABRAZADERA ISOFÓNICA - SERIE PESADA

MATERIAL: AISI 316L - 1.4404**VULCANIZED RUBBER:** EPDM [-20° C/+120° C]
durezza/hardness 55 Shore**NOTE:** dado saldato con puntatura elettrica spot welded nut

CODE	DN mm	M	V mm	B mm	S mm	L mm	 g		€
156500316G	139,7	M10	M6 x 25	20	2,5	179	250	10*	18,12
156600316G	168,3	M10	M8 x 35	25	2,5	233	470	10*	19,85

[*] unità minima di vendita / minimum selling quantity



181/150

≤54 B 10 11
 76÷108 B 10 12

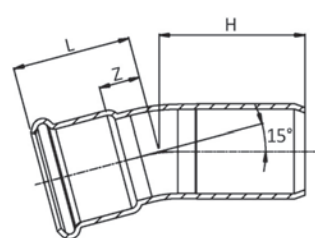
CURVA 15° FF

- 15° ELBOW FF
- BOGEN 15° II
- COUDE FF 15°
- CURVA 15° HH

MATERIAL: AISI 316L - 1.4404

O-RING: EPDM nero - black - Schwarz - noir - negro

CODE	De mm	L mm	Z mm				€
181015150	15	30	10	50	20	300	12,95
181018150	18	32	12	52	20	300	14,32
181022150	22	33	12	82	20	100	16,62
181028150	28	36	13	112	10	100	20,02
181035150	35	37	11	123	10	60	25,64
181042150	42	42	12	175	4	40	37,01
181054150	54	49	12	268	2	20	47,53
181076150C	76,1	87,5	32,5	777	2	2	177,26
181088150C	88,9	100,5	40,5	1032	2	2	211,21
181108150C	108	109,5	34,5	1412	2	2	287,98



181/151

≤54 B 10 11
 76÷108 B 10 12

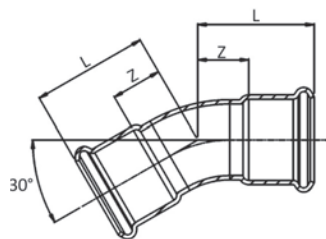
CURVA 15° MF

- 15° ELBOW MF
- BOGEN 15° IA
- COUDE MF 15°
- CURVA 15° HM

MATERIAL: AISI 316L - 1.4404

O-RING: EPDM nero - black - Schwarz - noir - negro

CODE	De mm	L mm	H mm	Z mm				€
181015151	15	30	40	10	50	20	300	12,95
181022151	22	33	41	12	82	20	100	15,69
181028151	28	36	43	13	112	10	100	18,67
181035151	35	37	41	11	133	10	60	23,88
181042151	42	42	55,5	12	165	4	40	35,64
181054151	54	49	55	13	293	2	20	45,70
181076151C	76,1	87,5	95,5	32,5	743	2	2	162,65
181088151C	88,9	100,5	108,5	40,5	988	2	2	194,15
181108151C	108	109,5	118	34,5	1332	2	2	265,15

**181/300**

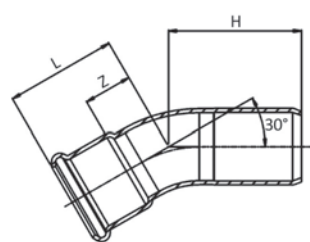
≤54 B 10 11
76÷108 B 10 12

CURVA 30° FF

- 30° ELBOW FF
- BOGEN 30° II
- COUDE FF 30°
- CURVA 30° HH

MATERIAL: AISI 316L - 1.4404**O-RING:** EPDM nero - black - Schwarz - noir - negro

CODE	De mm	L mm	Z mm				€
181015300	15	33	13	50	20	300	12,95
181018300	18	32	12	52	20	300	14,32
181022300	22	37	16	82	20	100	16,62
181028300	28	41	18	112	10	100	20,02
181035300	35	37	11	123	10	60	25,64
181042300	42	44	14	175	4	40	37,01
181054300	54	52	17	268	2	20	47,53
181076300	76,1	100	55	900	2	2	177,26
181088300	88,9	115	64	1250	2	2	211,21
181108300	108	127	68	1700	2	2	287,98

**181/301**

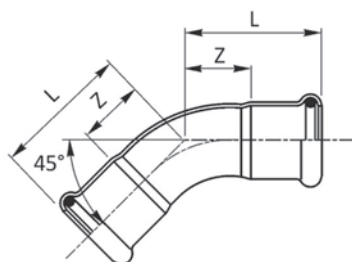
≤54 B 10 11
76÷108 B 10 12

CURVA 30° MF

- 30° ELBOW MF
- BOGEN 30° IA
- COUDE MF 30°
- CURVA 30° HM

MATERIAL: AISI 316L - 1.4404**O-RING:** EPDM nero - black - Schwarz - noir - negro

CODE	De mm	L mm	H mm	Z mm				€
181015301	15	33	43	13	50	20	300	12,95
181022301	22	37	46	16	82	20	100	15,69
181028301	28	41	48	18	112	10	100	18,67
181035301	35	37	46	11	133	10	60	23,88
181042301	42	44	54	14	195	4	40	35,64
181054301	54	52	63	17	293	2	20	45,70
181076301	76,1	100	108	55	900	2	2	162,65
181088301	88,9	115	123	64	1250	2	2	194,15
181108301	108	127	136	68	1700	2	2	265,15


181/450
CURVA 45° FF

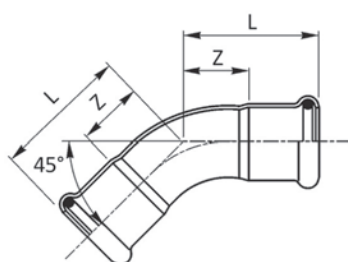
- 45° ELBOW FF
- BOGEN 45° II
- COUDE FF 45°
- CURVA 45° HH

MATERIAL: AISI 316L - 1.4404

O-RING: EPDM nero - black - Schwarz - noir - negro

≤54 B 10 11
76÷108 B 10 12
≥139 B 10 17

CODE	De mm	Radius	L mm	Z mm				€
181015450	15	1,5 De	36	16	50	20	300	11,98
181018450	18	1,5 De	37	17	64	20	300	13,26
181022450	22	1,5 De	41	20	82	20	100	15,38
181028450	28	1,5 De	47	24	112	10	100	18,51
181035450	35	1,2 De	43	17	127	10	60	21,09
181042450	42	1,2 De	51	21	177	4	40	34,14
181054450	54	1,2 De	62	30	273	2	20	43,83
181076450	76,1	1,2 De	131,5	76,5	900	2	2	145,71
181088450	88,9	1,2 De	144	84	1250	2	2	173,62
181108450	108	1,2 De	169	94	1700	2	2	236,75
181139450	139,7	-	203	108	3052	1	1	516,72
181168450	168,3	-	252	139	4556	1	1	669,99


NEW
181/450 C
CURVA 45° FF - RAGGIO STRETTO

- 45° ELBOW FF - SHORT RADIUS
- BOGEN 45° II - KURZER RADIUS
- COUDE FF 45° - RAYON COURT
- CURVA 45° HH - RADIO CORTO

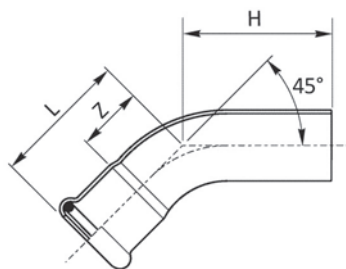
MATERIAL: AISI 316L - 1.4404

O-RING: EPDM nero - black - Schwarz - noir - negro

B 10 11

CODE	De mm	Radius	L mm	Z mm				€
181015450C*	15	1,2 De	27,5	7,5	39	20	400	11,54
181018450C*	18	1,2 De	29,5	9,5	48	20	300	12,77
181022450C*	22	1,2 De	32	11	63	20	200	14,82
181028450C*	28	1,2 De	37	14	90	10	100	17,83

(*) Disponibile dal 31/03/2021 - available from 31/03/2021 - Ab dem 31/03/2021 lagernd - disponible à partir du 31/03/2021 - disponible a partir del 31/03/2021

**181/451****CURVA 45° MF**

- 45° ELBOW MF
- BOGEN 45° IA
- COUDE MF 45°
- CURVA 45° HM

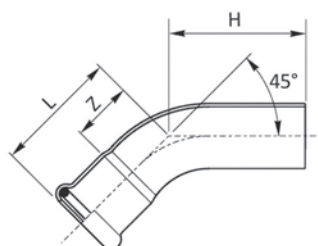
MATERIAL: AISI 316L – 1.4404**O-RING:** EPDM nero – black – Schwarz – noir – negro

≤54 B 10 11

76÷108 B 10 12

≥139 B 10 17

CODE	De mm	Radius	L mm	H mm	Z mm				€
181015451	15	1,5 De	36	49	16	50	20	300	11,98
181018451	18	1,5 De	37	43	17	64	20	300	12,82
181022451	22	1,5 De	41	48	20	82	20	100	14,51
181028451	28	1,5 De	47	54,5	22	112	10	100	17,27
181035451	35	1,2 De	43	57,5	17	132	10	60	19,63
181042451	42	1,2 De	51	72	21	196	4	40	32,86
181054451	54	1,2 De	62	82	26	296	2	20	42,15
181076451	76,1	1,2 De	131,5	149	76,5	900	2	2	133,70
181088451	88,9	1,2 De	144	159	84	1250	2	2	159,59
181108451	108	1,2 De	169	199	94	1700	2	2	217,97
181139451	139,7	-	203	210	108	2947	1	1	516,72
181168451	168,3	-	252	261	139	4346	1	1	669,99



NEW

181/451 C**CURVA 45° MF - RAGGIO STRETTO**

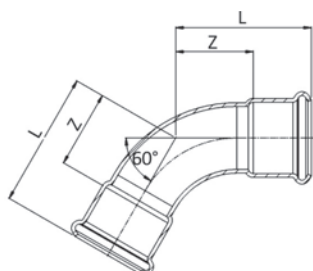
- 45° ELBOW MF - SHORT RADIUS
- BOGEN 45° IA - KURZER RADIUS
- COUDE MF 45° - RAYON COURT
- CURVA 45° HM - RADIO CORTO

MATERIAL: AISI 316L – 1.4404**O-RING:** EPDM nero – black – Schwarz – noir – negro

B 10 11

CODE	De mm	Radius	L mm	H mm	Z mm				€
181015451C*	15	1,2 De	27,5	36	7,5	38	20	400	11,54
181018451C*	18	1,2 De	29,5	38	9,5	47	20	300	12,35
181022451C*	22	1,2 De	32	42	11	63	20	200	13,98
181028451C*	28	1,2 De	37	46	14	90	10	100	16,64

[*] Disponibile dal 31/03/2021 – available from 31/03/2021 – Ab dem 31/03/2021 lagernd – disponible à partir du 31/03/2021 – disponible a partir del 31/03/2021

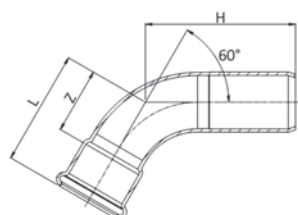

181/600
≤54 B 10 11
76÷108 B 10 12
CURVA 60° FF

- 60° ELBOW FF
- BOGEN 60° II
- COUDE FF 60°
- CURVA 60° HH

MATERIAL: AISI 316L – 1.4404

O-RING: EPDM nero - black - Schwarz - noir - negro

CODE	De mm	L mm	Z mm	g			€
181015600	15	30,5	10,5	41	20	300	12,95
181018600	18	32	12	50	20	300	14,32
181022600	22	36	15	68	20	100	16,62
181028600	28	42	19	98	10	100	20,02
181035600	35	50	24	141	10	60	25,64
181042600	42	59	29	204	4	40	37,01
181054600	54	72,5	37	313	2	20	47,53
181076600	76,1	146,5	91,5	1178	2	2	177,26
181088600	88,9	162	102	1517	2	2	211,21
181108600	108	190	115	2194	2	2	287,98


181/601
≤54 B 10 11
76÷108 B 10 12
CURVA 60° MF

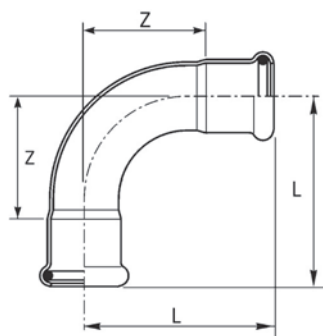
- 60° ELBOW MF
- BOGEN 60° IA
- COUDE MF 60°
- CURVA 60° HM

MATERIAL: AISI 316L – 1.4404

O-RING: EPDM nero - black - Schwarz - noir - negro

CODE	De mm	L mm	H mm	Z mm	g		€
181015601	15	30,5	39	10,5	40	20	12,95
181018601	18	32	41	12	50	20	13,86
181022601	22	36	46	15	68	20	15,69
181028601	28	42	51	19	98	10	18,67
181035601	35	50	64	24	149	10	23,88
181042601	42	59	80	29	220	4	35,64
181054601	54	72,5	92,5	37	332	2	45,70
181076601	76,1	146,5	164	91,5	1179	2	162,65
181088601	88,9	162	177	102	1503	2	194,15
181108601	108	190	205	115	2148	2	265,15

NEW

**181/900****CURVA 90° FF**

- 90° ELBOW FF
- BOGEN 90° II
- COUDE FF 90°
- CURVA 90° HH

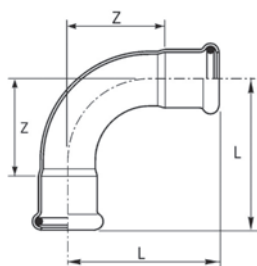
MATERIAL: AISI 316L – 1.4404**O-RING:** EPDM nero - black - Schwarz - noir - negro

≤54 B 10 11

76÷108 B 10 12

≥139 B 10 17

CODE	De mm	Radius	L mm	Z mm	g			€
181015900	15	1,5 De	50	30	58	20	300	9,13
181018900	18	1,5 De	54	34	72	20	200	10,45
181022900	22	1,5 De	60	39	102	10	100	12,63
181028900	28	1,5 De	73	50	143	10	50	16,78
181035900	35	1,2 De	68	42	162	5	50	26,24
181042900	42	1,2 De	80	50	231	2	30	45,01
181054900	54	1,2 De	100	64	367	2	18	62,81
181076900	76,1	1,2 De	160	105	1150	2	2	148,24
181088900	88,9	1,2 De	182	122	1580	2	2	180,33
181108900	108	1,2 De	220	145	2250	2	2	245,97
181139900	139,7	-	314	219	4082	1	1	525,48
181168900	168,3	-	386	273	6059	1	1	678,74



NEW

181/900 C**CURVA 90° FF - RAGGIO STRETTO**

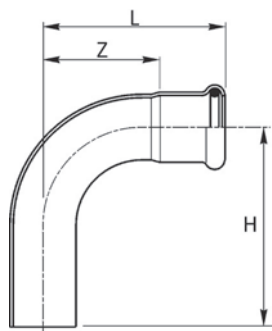
- 90° ELBOW FF - SHORT RADIUS
- BOGEN 90° II - KURZER RADIUS
- COUDE FF 90° - RAYON COURT
- CURVA 90° HH - RADIO CORTO

MATERIAL: AISI 316L – 1.4404**O-RING:** EPDM nero - black - Schwarz - noir - negro

B 10 11

CODE	De mm	Radius	L mm	Z mm	g			€
181015900C*	15	1,2 De	38	18	46	20	400	8,80
181018900C*	18	1,2 De	41,5	21,5	58	20	300	10,07
181022900C*	22	1,2 De	47	26	78	10	150	12,17
181028900C*	28	1,2 De	56	33	116	10	100	16,17

[*] Disponibile dal 31/03/2021 – available from 31/03/2021 – Ab dem 31/03/2021 lagernd – disponible à partir du 31/03/2021 – disponible a partir del 31/03/2021



181/901

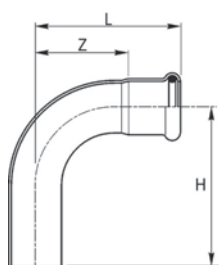
≤54 B 10 11
 76÷108 B 10 12
 ≥139 B 10 17

CURVA 90° MF - RAGGIO STRETTO

- 90° ELBOW MF - SHORT RADIUS
- BOGEN 90° IA - KURZER RADIUS
- COUDE MF 90° - RAYON COURT
- CURVA 90° HM - RADIO CORTO

MATERIAL: AISI 316L - 1.4404
O-RING: EPDM nero - black - Schwarz - noir - negro

CODE	De mm	Radius	L mm	H mm	Z mm				€
181015901	15	1,5 De	50	63	30	58	20	300	9,59
181018901	18	1,5 De	54	63	34	72	20	200	10,88
181022901	22	1,5 De	60	71	39	102	10	100	13,06
181028901	28	1,5 De	73	81	50	143	10	50	16,35
181035901	35	1,2 De	68	82	42	176	5	50	24,02
181042901	42	1,2 De	80	101	50	253	2	30	43,61
181054901	54	1,2 De	100	120	64	390	2	18	63,18
181076901	76,1	1,2 De	160	180	105	1150	2	2	152,49
181088901	88,9	1,2 De	182	197	122	1580	2	2	185,47
181108901	108	1,2 De	220	236	145	2250	2	2	253,01
181139901	139,7	-	314	322	219	3984	1	1	525,48
181168901	168,3	-	386	395	273	5991	1	1	678,74



NEW

181/901 C

B 10 11

CURVA 90° MF - RAGGIO STRETTO

- 90° ELBOW MF - SHORT RADIUS
- BOGEN 90° IA - KURZER RADIUS
- COUDE MF 90° - RAYON COURT
- CURVA 90° HM - RADIO CORTO

MATERIAL: AISI 316L - 1.4404
O-RING: EPDM nero - black - Schwarz - noir - negro

CODE	De mm	Radius	L mm	H mm	Z mm				€
181015901C*	15	1,2 De	38	48	18	46	20	400	9,24
181018901C*	18	1,2 De	41,5	48,5	21,5	56	20	300	10,48
181022901C*	22	1,2 De	47	57	26	79	10	150	12,58
181028901C*	28	1,2 De	56	64	33	115	10	100	15,75

(*) Disponibile dal 31/03/2021 - available from 31/03/2021 - Ab dem 31/03/2021 lagernd - disponible à partir du 31/03/2021 - disponible a partir del 31/03/2021

Oversize!

AISI 316L Stainless Steel

5"-6"

Ø 139,7

Ø 168,3

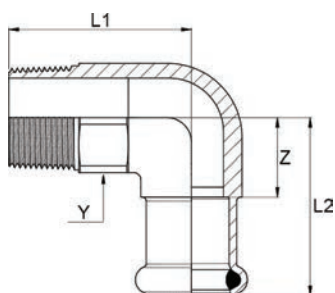
DVGW inoxPRES

inoxPRES
Ø 168,3
316-L
141800



ROM
RACCORDERIE METALLICHE

B 10 11



197

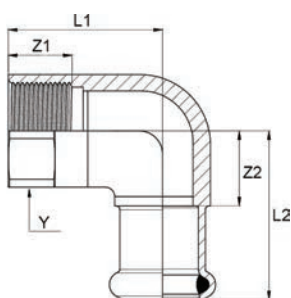
GOMITO MISTO 90° FILETTO M

- ELBOW ADAPTER 90° WITH MALE THREAD
- ÜBERGANGSWINKEL 90° AG
- EQUERRE 90° AVEC FILETAGE M
- CODO MACHO

MATERIAL: AISI 316L - 1.4404
O-RING: EPDM nero - black - Schwarz - noir - negro
THREAD: EN 10226-1 (ex ISO 7/1)

CODE	De x R mm x inch	L1 mm	L2 mm	Z mm	Y mm				€
197102015	15 x 1/2"	37	36	16	22	87	10	200	17,15
197102018	18 x 1/2"	37	36	16	22	93	10	200	18,60
197102022	22 x 1/2"	41	37	16	22	106	10	100	18,82
197304022	22 x 3/4"	44	43	22	28	164	10	100	23,86
197304028	28 x 3/4"	44	45	22	28	195	5	50	35,36
197100028	28 x 1"	56	50	27	36	332	5	50	32,53
197114035	35 x 1 1/4"	63	76,5	50,5	46	476	5	40	46,75
197112042	42 x 1 1/2"	67,5	80	50	50	533	2	30	78,68
197200054	54 x 2"	78,5	91,5	56	65	899	2	20	99,95

B 10 11



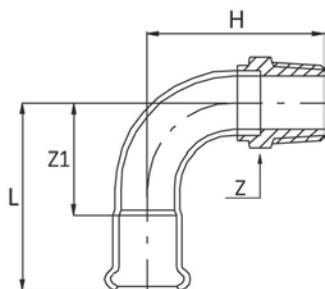
198

GOMITO MISTO 90° FILETTO F

- ELBOW ADAPTER 90° WITH FEMALE THREAD
- ÜBERGANGSWINKEL 90° IG
- EQUERRE 90° AVEC FILETAGE F
- CODO HEMBRA

MATERIAL: AISI 316L - 1.4404
O-RING: EPDM nero - black - Schwarz - noir - negro
THREAD: EN 10226-1 (ex ISO 7/1)

CODE	De x Rp mm x inch	L1 mm	L2 mm	Z1 mm	Z2 mm	Y mm				€
198102015	15 x 1/2"	33	36	15	16	24	92	10	100	19,67
198304015	15 x 3/4"	38	42	19	22	30	139	10	100	26,37
198102018	18 x 1/2"	33	36	15	16	24	99	10	100	22,59
198102022	22 x 1/2"	33	37	15	16	24	106	10	100	25,19
198304022	22 x 3/4"	38	43	19	22	30	154	10	100	27,58
198102028	28 x 1/2"	33	39	15	16	24	126	5	50	26,86
198100028	28 x 1"	48	50	21	27	38	309	5	50	35,98
198114035	35 x 1 1/4"	48	70,5	21	50,5	46	379	5	40	59,33
198112042	42 x 1 1/2"	51	80	21	50	50	390	2	20	65,15
198200054	54 x 2"	66	92	26	56	65	749	2	10	76,08



186




CURVA FILETTATA 90° FILETTO M

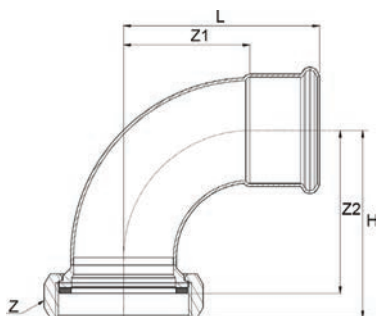
- 90° ELBOW MALE BSP
- BOGEN 90° MIT AG
- COUDE 90° AVEC FILETAGE M
- CODO A 90° MH

MATERIAL: AISI 316L - 1.4404

O-RING: EPDM nero - black - Schwarz - noir - negro

THREAD: EN 10226-1 (ex ISO 7/1)

CODE	De x R mm x inch	Radius	L mm	Z mm	Z1 mm	H mm				€
186102015	15 x 1/2"	1,5 D	50	24	30	54	85	20	300	27,98
186102018	18 x 1/2"	1,5 D	54	24	34	59	98	20	200	29,33
186304022	22 x 3/4"	1,5 D	60	30	39	69	143	10	100	34,27
186100028	28 x 1"	1,5 D	73	36	50	80	218	10	50	40,63
186100035	35 x 1"	1,2 D	68	41	42	85	277	5	50	48,01
186114035	35 x 1"1/4	1,2 D	68	46	42	89	324	5	40	51,45
186114042	42 x 1"1/4	1,2 D	80	50	50	107	438	2	20	60,01
186112042	42 x 1"1/2	1,2 D	80	55	50	107	340	2	20	60,91
186200054	54 x 2"	1,2 D	100	65	65	141,5	515	2	12	72,02



186/R

CURVA 90° CON DADO FOLLE




- 90° ELBOW WITH VALVE CONNECTOR
- BOGEN 90° MIT ANSCHLUSSVERSCHRAUBUNG
- COUDE 90° AVEC ÉCROU LIBRE
- CODO A 90° CON TUERCA LOCA

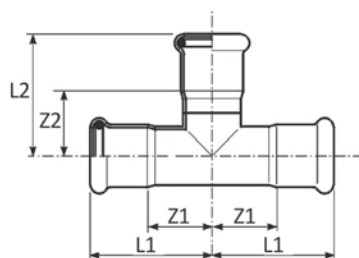
MATERIAL: AISI 316L - 1.4404

O-RING: EPDM nero - black - Schwarz - noir - negro

GASKET: [*]: EPDM nero - black - Schwarz - noir - negro

THREAD: ISO 228/1 (ex DIN 259)

CODE	De x G mm x inch	L mm	H mm	Z mm	Z1 mm	Z2 mm				€
186042134R	42 x 1"3/4	80	77,5	75	50	67,5	345	1	16	102,04
186054238R	54 x 2"3/8	100	96	75	64,5	83,5	589	1	10	119,33



182

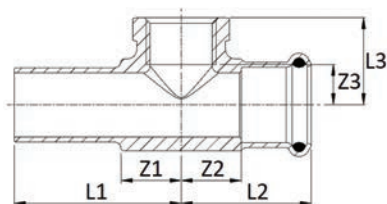
“T”

- EQUAL TEE
- T-STÜCK
- TÉ ÉGAL
- TE IGUAL HHH

MATERIAL: AISI 316L – 1.4404
O-RING: EPDM nero - black - Schwarz - noir - negro

≤54 **B 10 11**
76÷108 **B 10 12**
≥139 **B 10 17**

CODE	De mm	L1 mm	L2 mm	Z1 mm	Z2 mm	g	kg	box	€
182015000	15	34	39	14	19	67	20	200	15,83
182018000	18	37	41	16	21	80	20	100	18,54
182022000	22	39	45	18	24	106	10	100	19,48
182028000	28	44	50	21	27	145	10	50	23,41
182035000	35	51	57	25	31	201	4	32	29,20
182042000	42	59	65	28	35	260	4	20	41,29
182054000	54	70	77	34	42	404	2	12	49,25
182076000	76,1	108	118	53	63	1275	2	2	278,25
182088000	88,9	132	131	72	71	1535	2	2	304,68
182108000	108	155	159	74	84	2115	2	2	375,53
182139000	139,7	197	222	102	127	4129	1	1	774,59
182168000	168,3	257	268	144	155	6321	1	1	973,77



NEW

189/MF

“T” CON DERIVAZIONE FILETTO FEMMINA ED ESTREMITÀ MASCHIO

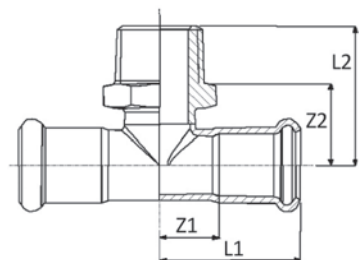
- BRANCH TEE FEMALE BSP OUTLET WITH PLUG-IN END
- T-STÜCK MIT ABGANG IG UND EINSTECKENDE
- TÉ MIXTE AVEC FILETAGE FEMELLE ET EMBOUT MÂLE
- TE HEMBRA ROSCADA CON EXTREMO INSERTABLE

MATERIAL: AISI 316L – 1.4404
O-RING: EPDM nero - black - Schwarz - noir - negro
THREAD: EN 10226-1 (ex ISO 7/1)

B 10 11

CODE	De x Rp x De mm x inch x mm	L1 mm	L2 mm	L3 mm	Z1 mm	Z2 mm	Z3 mm	g	kg	box	€
189102022MF*	22 x 1/2" x 22	50	39	26	18	18	12	161	5	50	15,28
189304028MF*	28 x 3/4" x 28	58	44	30	21	21	14	227	5	50	19,31

(*) Disponibile dal 31/03/2021 – available from 31/03/2021 – Ab dem 31/03/2021 lagernd – disponible à partir du 31/03/2021 – disponible a partir del 31/03/2021



189/M

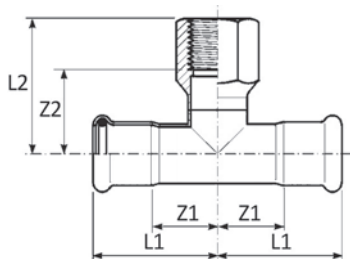
“T” CON DERIVAZIONE FILETTO M

- BRANCH TEE MALE BSP OUTLET
- T-STÜCK MIT ABGANG AG
- TE MIXTE AVEC FILETAGE M
- TE ROSCADO MACHO

MATERIAL: AISI 316L – 1.4404
O-RING: EPDM nero - black - Schwarz - noir - negro
THREAD: EN 10226-1 (ex ISO 7/1)

B 10 11

CODE	De x R x De mm x inch x mm	L1 mm	L2 mm	Z1 mm	Z2 mm	g	kg	box	€
189102015M	15 x 1/2" x 15	34,5	34	14,5	20	80	20	100	25,96



189

"T" CON DERIVAZIONE FILETTO F

- BRANCH TEE FEMALE BSP OUTLET
- T-STÜCK MIT ABGANG IG
- TÉ MIXTE AVEC FILETAGE F
- TE HEMBRA ROSCADA

MATERIAL: AISI 316L - 1.4404

O-RING: EPDM nero - black - Schwarz - noir - negro

THREAD: EN 10226-1 (ex ISO 7/1)

≤54 B 10 11

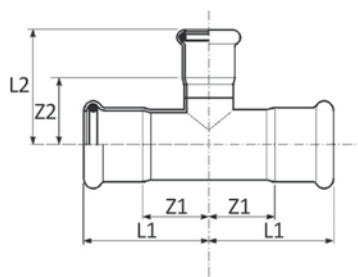
76÷108 B 10 12

≥139 B 10 17

CODE	De x Rp x De mm x inch x mm	L1 mm	L2 mm	Z1 mm	Z2 mm				€
189102015*	15 x 1/2" x 15	36,5	22,5	16,5	8,5	117	20	100	17,80
189102018*	18 x 1/2" x 18	36	24	16	10	128	20	100	18,28
189304018*	18 x 3/4" x 18	38,5	26	18,5	11	147	20	100	20,09
189102022*	22 x 1/2" x 22	39	26	18	12	159	10	100	19,54
189304022*	22 x 3/4" x 22	41,5	30	20,5	14	184	10	100	22,29
189102028*	28 x 1/2" x 28	44	29	21	15	217	10	50	21,50
189304028*	28 x 3/4" x 28	44	30	21	14	221	10	50	25,54
189100028*	28 x 1" x 28	44	34	21	16	266	5	50	40,40
189102035	35 x 1/2" x 35	51	51	25	36	197	5	50	25,76
189304035	35 x 3/4" x 35	51	54	25	37	205	5	40	31,23
189100035	35 x 1" x 35	51	56	25	37	282	5	40	49,92
189102042	42 x 1/2" x 42	59	54	29	39	271	4	32	31,23
189304042	42 x 3/4" x 42	59	57	29	41	277	4	32	34,21
189100042	42 x 1" x 42	59	60	29	41	346	4	32	54,68
189102054	54 x 1/2" x 54	70	61	34	46	377	2	14	37,74
189304054	54 x 3/4" x 54	70	64	34	48	391	2	14	40,90
189200054	54 x 2" x 54	70	81	34	55	838	2	10	82,24
189304076	76,1 x 3/4" x 76,1	108	77	53	60	1040	2	2	243,53
189100076	76,1 x 1" x 76,1	108	79	53	60	1063	2	2	252,51
189200076	76,1 x 2" x 76,1	108	93	53	67	1495	2	2	266,32
189304088	88,9 x 3/4" x 88,9	132	84	72	67	1255	2	2	262,71
189200088	88,9 x 2" x 88,9	132	100	72	74	1720	2	2	276,55
189304108	108 x 3/4" x 108	155	94	74	77	1700	2	2	321,99
189200108	108 x 2" x 108	155	110	74	84	2160	2	2	341,36
NEW 189100139 **	139,7 x 1" x 139,7	197	107	102	88	3126	1	1	647,39
NEW 189200139 **	139,7 x 2" x 139,7	197	130	102	104	3623	1	1	667,58
NEW 189100168 **	168,3 x 1" x 168,3	257	120	144	101	4827	1	1	791,78
NEW 189200168 **	168,3 x 2" x 168,3	257	143	144	117	5325	1	1	807,30

[*] senza saldatura - seamless - nahtlos - sans soudure - sin soldadura

[**] Disponibile dal 31/03/2021 - available from 31/03/2021 - Ab dem 31/03/2021 lagernd - disponible à partir du 31/03/2021 - disponible a partir del 31/03/2021



192

"T" RIDOTTO

- REDUCING TEE
- T-STÜCK MIT REDUZIERTEM ABGANG
- TÉ RÉDUIT
- TE REDUCIDA HHH

MATERIAL: AISI 316L - 1.4404

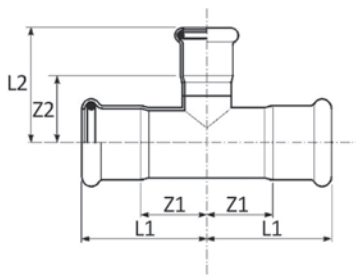
O-RING: EPDM nero - black - Schwarz - noir - negro

≤54 B 10 11

76÷108 B 10 12

≥139 B 10 17

CODE	De mm	L1 mm	L2 mm	Z1 mm	Z2 mm				€
192018015	18 x 15 x 18	36,5	41	15,5	21	80	20	100	15,58
192022015	22 x 15 x 22	39	43	18	23	95	10	100	16,32
192022018	22 x 18 x 22	39	44	18	23	98	10	100	17,17
192028015	28 x 15 x 28	44	46	21	26	126	10	50	19,45
192028018	28 x 18 x 28	44	46	21	26	130	10	50	20,34
192028022	28 x 22 x 28	44	47	21	26	135	10	50	21,68
192035015	35 x 15 x 35	51	49	25	29	158	5	50	25,32
192035018	35 x 18 x 35	51	50	25	30	163	5	50	25,65
192035022	35 x 22 x 35	51	51	25	30	167	5	50	26,46
192035028	35 x 28 x 35	51	54	25	31	171	5	35	27,52
192042018	42 x 18 x 42	59	54	29	34	232	4	20	36,63
192042022	42 x 22 x 42	59	54	29	33	237	4	20	37,92
192042028	42 x 28 x 42	59	57	29	34	243	4	20	38,76
192042035	42 x 35 x 42	59	61	29	35	272	4	20	39,66
192054018	54 x 18 x 54	70	61	54	41	335	2	16	41,00
192054022	54 x 22 x 54	70	62	34	41	340	2	16	41,82
192054028	54 x 28 x 54	70	65	34	42	345	2	16	43,55
192054035	54 x 35 x 54	70	68	34	42	361	2	16	44,41
192054042	54 x 42 x 54	70	72	34	42	376	2	16	47,60
192076022	76,1 x 22 x 76,1	108	74	53	53	995	2	2	217,61
192076028	76,1 x 28 x 76,1	108	77	53	54	1015	2	2	235,26
192076035	76,1 x 35 x 76,1	108	80	53	54	1025	2	2	252,95
192076042	76,1 x 42 x 76,1	108	84	53	54	1045	2	2	272,90
192076054	76,1 x 54 x 76,1	108	90	53	55	1065	2	2	290,58
192088022	88,9 x 22 x 88,9	132	81	72	60	1220	2	2	230,86
192088028	88,9 x 28 x 88,9	132	84	72	61	1225	2	2	244,09
192088035	88,9 x 35 x 88,9	132	88	72	62	1245	2	2	266,04
192088042	88,9 x 42 x 88,9	132	91	72	61	1255	2	2	280,94
192088054	88,9 x 54 x 88,9	132	97	72	62	1280	2	2	297,45
192088076	88,9 x 76,1 x 88,9	132	125	72	70	1485	2	2	317,24
192108022	108 x 22 x 108	155	91	74	70	1665	2	2	248,03
192108028	108 x 28 x 108	155	94	74	71	1670	2	2	259,81
192108035	108 x 35 x 108	155	97	74	71	1775	2	2	287,80
192108042	108 x 42 x 108	155	101	74	71	1865	2	2	297,45
192108054	108 x 54 x 108	155	107	74	72	1925	2	2	323,79
192108076	108 x 76,1 x 108	155	135	74	80	1930	2	2	339,66
192108088	108 x 88,9 x 108	155	141	74	81	1965	2	2	392,34



192

≤54 B 10 11

76÷108 B 10 12

≥139 B 10 17

"T" RIDOTTO

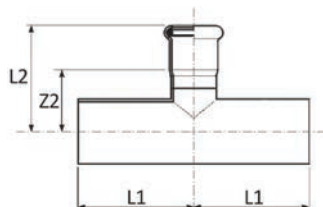
- REDUCING TEE
- T-STÜCK MIT REDUZIERTEM ABGANG
- TÉ RÉDUIT
- TE REDUCIDA HHH

MATERIAL: AISI 316L - 1.4404

O-RING: EPDM nero - black - Schwarz - noir - negro

	CODE	De mm	L1 mm	L2 mm	Z1 mm	Z2 mm				€
NEW	192139035*	139,7 x 35 x 139,7	197	117	102	91	3083	1	1	647,39
	192139076	139,7 x 76,1 x 139,7	197	155	102	100	3340	1	1	677,21
	192139088	139,7 x 88,9 x 139,7	197	164	102	104	3435	1	1	694,92
	192139108	139,7 x 108 x 139,7	197	180	102	105	3631	1	1	708,20
NEW	192168035*	168,3 x 35 x 168,3	257	130	144	104	4784	1	1	791,78
	192168076	168,3 x 76,1 x 168,3	257	169	144	114	5050	1	1	818,85
	192168088	168,3 x 88,9 x 168,3	257	178	144	118	5146	1	1	840,99
	192168108	168,3 x 108 x 168,3	257	194	144	119	5340	1	1	863,12
	192168139	168,3 x 139,7 x 168,3	257	221	144	126	5681	1	1	929,51

[*] Disponibile dal 31/03/2021 – available from 31/03/2021 – Ab dem 31/03/2021 lagernd – disponible à partir du 31/03/2021 – disponible a partir del 31/03/2021



188

B 10 11

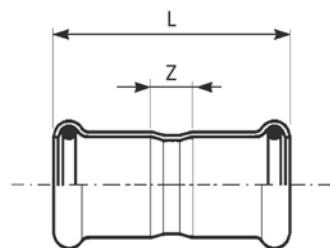
"T" RIDOTTO MFM

- REDUCING TEE MFM
- T-STÜCK MIT REDUZIERTEM ABGANG A/I/A
- TÉ RÉDUIT MFM
- TE REDUCIDA MHM

MATERIAL: AISI 316L - 1.4404

O-RING: EPDM nero - black - Schwarz - noir - negro

	CODE	De mm	L1 mm	L2 mm	Z2 mm				€
	188028022	28 x 22 x 28	52,5	47	26	138	10	50	35,62
	188035022	35 x 22 x 35	60	50,5	29,5	185	5	35	40,22
	188035028	35 x 28 x 35	60	53,5	30,5	193	5	35	43,98
	188042028	42 x 28 x 42	69	57	34	256	4	20	48,81
	188054028	54 x 28 x 54	73,5	64,5	41,5	334	2	16	55,37



183/000

MANICOTTO

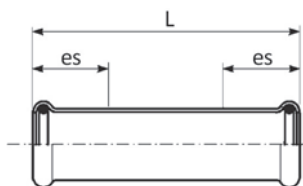
- COUPLING
- MUFFE
- MANCHON
- MANGUITO HH

MATERIAL: AISI 316L - 1.4404

O-RING: EPDM nero - black - Schwarz - noir - negro

≤54 B 10 11
 76÷108 B 10 12
 ≥139 B 10 17

CODE	De mm	L mm	Z mm				€
183015000	15	49	9	35	20	500	6,20
183018000	18	50	10	42	20	300	7,05
183022000	22	53	11	54	20	200	8,11
183028000	28	56	10	71	10	150	9,27
183035000	35	63	10	97	10	100	11,76
183042000	42	72	12	136	4	60	15,92
183054000	54	83	13	198	2	24	19,32
183076000	76,1	142	32	635	4	4	93,78
183088000	88,9	166	46	765	4	4	107,18
183108000	108	203	41	1170	2	2	136,38
183139000	139,7	250	60	2031	1	1	262,73
183168000	168,3	300	74	2936	1	1	328,43



183/001

MANICOTTO PASSANTE

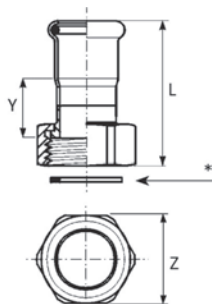
- SLIP COUPLING
- SCHIEBEMUFFE
- MANCHON LONG
- MANGUITO SIN TOPE

MATERIAL: AISI 316L - 1.4404

O-RING: EPDM nero - black - Schwarz - noir - negro

≤54 B 10 11
 76÷108 B 10 12

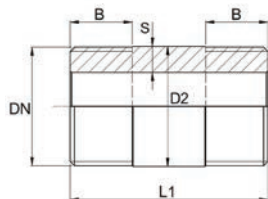
CODE	De mm	L mm	es mm				€
183015001	15	69	25	56	20	200	12,12
183018001	18	73	25	65	20	200	12,67
183022001	22	79	25	85	20	100	14,69
183028001	28	88,5	30	118	10	100	17,20
183035001	35	102,5	30	141	10	50	22,10
183042001	42	117,5	40	234	4	40	25,73
183054001	54	139	40	321	2	20	35,49
183076001	76,1	230	60	940	2	2	255,01
183088001	88,9	260	70	1240	2	2	289,78
183108001	108	310	80	1835	2	2	358,45

**183/002****MANICOTTO CON DADO FOLLE**

- VALVE CONNECTOR
- ANSCHLUSSVERSCHRAUBUNG
- RACCORD ÉCROU LIBRE
- RÁCOR DOS PIEZAS

MATERIAL: AISI 316L - 1.4404**O-RING:** EPDM nero - black - Schwarz - noir - negro**GASKET:** [*]: EPDM nero - black - Schwarz - noir - negro**THREAD:** ISO 228/1 (ex DIN 259)

CODE	De x G mm x inch	L mm	Z mm	Y mm	Gasket mm	g			€
183015012	15 x 1/2"	48,5	27	23	18x10 thk 2,5	83	10	250	17,86
183015002	15 x 3/4"	50	30	23	24x14 thk 2,5	66	10	250	18,02
183018012	18 x 1/2"	49	27	23,5	18x10 thk 2,5	91	10	250	19,75
183018002	18 x 3/4"	50	30	23,5	24x14 thk 2,5	65	10	250	19,76
183022012	22 x 3/4"	50	30	19,5	24x14 thk 2,5	78	10	200	23,17
183022002	22 x 1"	52	36	23	30x20 thk 2,5	87	10	200	23,17
183028012	28 x 1"	52	36	19,5	30x20 thk 2,5	105	10	150	28,76
183028002	28 x 1"1/4	57	46	25	39x27 thk 2,5	136	10	150	28,76
183028022	28 x 1"1/2	59	52	22,5	44,5x27 thk 2,5	197	10	60	28,76
183035012	35 x 1"1/4	57,5	46	20,5	39x27 thk 2,5	163	4	60	32,64
183035002	35 x 1"1/2	63	52	26	44,5x34 thk 2,5	186	4	60	32,64
183042022	42 x 1"1/2	63,5	52	21	44,5x34 thk 2,5	217	2	30	44,06
183042012	42 x 1"3/4	68	58	27	50,5x40 thk 2,5	223	2	30	44,06
183042002	42 x 2"	68	64	27	56x42 thk 2,5	266	2	30	57,94
183054022	54 x 2"	72	67	23	56x42 thk 2,5	301	2	20	53,05
183054012	54 x 2"3/8	77	75	30	65,5x53,5 thk 3	375	2	20	59,27
183054002	54 x 2"1/2	77	81	30	71,5x53 thk 3	439	2	20	82,86

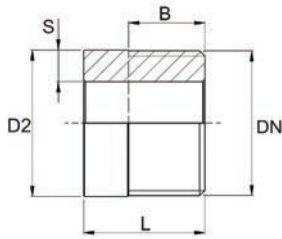
**530/1 Inoxpres****VITE DI ALLUNGAMENTO (BARILOTTO)**

- BARREL NIPPLE
- ROHRDOPPELNIPPEL
- MAMELON
- ENTRONQUE DOBLE

MATERIAL: AISI 316 - 1.4401**THREAD:** ISO 228/1 (ex DIN 259)

CODE	DN inch	L1 mm	S mm	B mm	D2 mm	g			€
530100070I	1"	70	7,9	22	33,8	347	1	10	47,22
530114070I	1"1/4	70	9,2	22	42,4	522	1	8	53,89
530112070I	1"1/2	70	8,7	22	48,3	586	1	8	69,71
530134070I	1"3/4	70	8	22	54	635	1	6	78,70
530238070I	2"3/8	70	10	22	70	1026	1	4	112,43

B 10 11



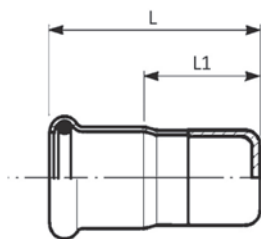
600/I Inoxpres

TRONCHETTO

- WELDING NIPPLE
- ANSCHWEISSENDE
- DEMI MAMELON
- ENTRONQUE

MATERIAL: AISI 316 - 1.4401
THREAD: ISO 228/1 (ex DIN 259)

CODE	DN inch	L mm	S mm	B mm	D2 mm				€
600100035I	1"	35	7,9	22	33,8	174	1	30	25,85
600114035I	1 1/4"	35	9,2	22	42,4	261	1	20	33,73
600112035I	1 1/2"	35	8,7	22	48,3	293	1	10	39,35
600134035I	1 3/4"	35	8	22	54	318	1	10	42,72
600238035I	2 3/8"	35	10	22	70	513	1	10	56,22



183/003

TAPPO DI CHIUSURA

- STOP END
- VERSCHLUSSKAPPE
- BOUCHON D'OBTURATION
- TAPÓN

MATERIAL: AISI 316L - 1.4404
O-RING: EPDM nero - black - Schwarz - noir - negro

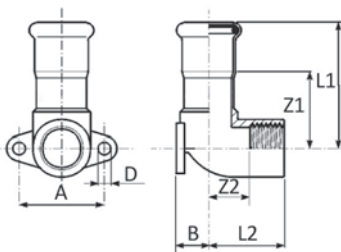
≤54 **B 10 11**

76÷108 **B 10 12**

≥139 **B 10 17**

CODE	De mm	L mm	L1 mm				€
183015003	15	44	24	32	20	500	8,63
183018003	18	44	24	38	20	300	8,99
183022003	22	45	24	51	10	200	10,43
183028003	28	48	25	68	10	150	14,40
183035003	35	52	26	95	5	100	16,40
183042003	42	56	26	126	4	80	25,19
183054003	54	62	27	185	4	40	29,39
183076003	76,1	93	38	540	2	10	55,53
183088003	88,9	99	39	630	2	10	68,75
183108003	108	117	42	935	2	2	84,57
183139003	139,7	162	67	1380	1	1	210,19
183168003	168,3	199	86	2038	1	1	240,84

B 10 11



185/000

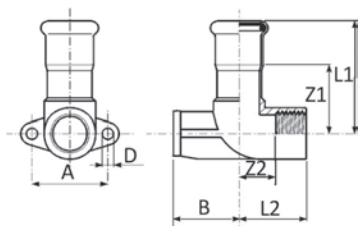
GOMITO MISTO 90° FF

- WALL PLATE ELBOW 90° FF
- DECKENWINKEL 90° I/I
- EQUERRE 90° FF
- CODO PLACA HH

MATERIAL: AISI 316L - 1.4404
O-RING: EPDM nero - black - Schwarz - noir - negro
THREAD: EN 10226-1 (ex ISO 7/1)

CODE	De x Rp mm x inch	L1 mm	L2 mm	Z1 mm	Z2 mm	A mm	B mm	D mm				€
185102015	15 x 1/2"	50	30	30	17	34	13	5	98	10	150	21,94
185102018	18 x 1/2"	51	30	31	17	34	13	5	109	10	150	22,77
185304022	22 x 3/4"	55	34	34	19	40	17	6	166	10	100	32,76

B 10 11

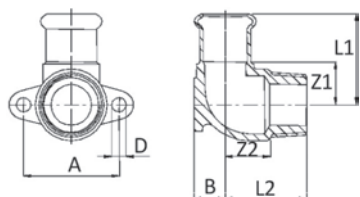
**185/001****GOMITO MISTO 90° FF CON DISTANZIALE**

- EXTENSION WALL PLATE ELBOW 90° FF
- DECKENWINKEL 90°/W - I/I
- EQUERRE 90° FF AVEC SUPPORT D'AVANCEMENT
- CODO PLACA HH CON ESPACIADOR

MATERIAL: AISI 316L - 1.4404**O-RING:** EPDM nero - black - Schwarz - noir - negro**THREAD:** EN 10226-1 (ex ISO 7/1)

CODE	De x Rp mm x inch	L1 mm	L2 mm	Z1 mm	Z2 mm	A mm	B mm	D mm				€
185102115	15 x 1/2"	50	30	30	17	34	35	5	146	10	150	23,78
185102118	18 x 1/2"	51	30	31	17	34	35	5	142	10	150	24,98
185304122	22 x 3/4"	55	34	34	19	40	31	6	182	10	100	33,87

B 10 11

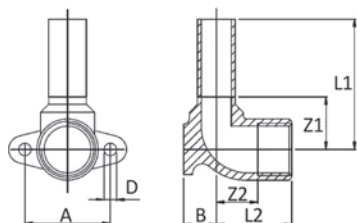
**185/002****GOMITO MISTO 90° FM**

- WALL PLATE ELBOW 90° FM
- DECKENWINKEL 90° I/A
- EQUERRE 90° FM
- CODO PLACA HM

MATERIAL: AISI 316L - 1.4404**O-RING:** EPDM nero - black - Schwarz - noir - negro**THREAD:** EN 10226-1 (ex ISO 7/1)

CODE	De x R mm x inch	L1 mm	L2 mm	Z1 mm	Z2 mm	A mm	B mm	D mm				€
185304218	18 x 3/4"	38	34	18	19	40	13	6	160	10	100	28,92

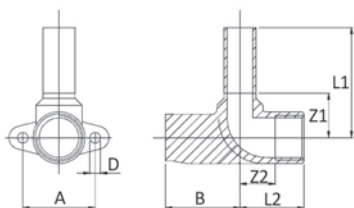
B 10 11

**185/000 M****GOMITO MISTO 90° MF**

- WALL PLATE ELBOW 90° MF
- DECKENWINKEL 90° A/I
- EQUERRE 90° MF
- CODO PLACA MH

MATERIAL: AISI 316L - 1.4404**THREAD:** EN 10226-1 (ex ISO 7/1)

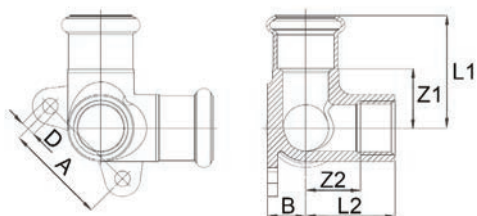
CODE	De x Rp mm x inch	L1 mm	L2 mm	Z1 mm	Z2 mm	A mm	B mm	D mm				€
185102015M	15 x 1/2"	52	30	21	16,5	34	13	5	100	10	200	22,31
185102018M	18 x 1/2"	52	30,5	21	17	34	12,5	5	95	10	200	23,15
185304022M	22 x 3/4"	55	34	24	19	40	17	6	144	10	100	33,33

B 10 11

185/001 M
GOMITO MISTO 90° MF CON DISTANZIALE

- EXTENSION WALL PLATE ELBOW 90° MF
- DECKENWINKEL 90°/W A/I
- EQUERRE 90° MF AVEC SUPPORT D'AVANCEMENT
- CODO PLACA MH CON ESPACIADOR

MATERIAL: AISI 316L – 1.4404
THREAD: EN 10226-1 (ex ISO 7/1)

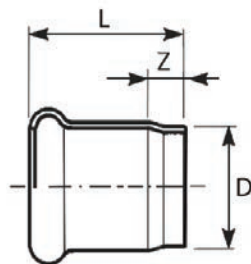
CODE	De x Rp mm x inch	L1 mm	L2 mm	Z1 mm	Z2 mm	A mm	B mm	D mm				€
185102115M	15 x 1/2"	52	30	21	16,5	34	35	5	135	10	150	23,78
185102118M	18 x 1/2"	52	30	21	16,5	34	35	5	130	10	150	24,98
185304122M	22 x 3/4"	55	34	24	19	40	31	6	166	10	100	33,87

B 10 11

185/003
RACCORDO TRE VIE CON FLANGIA E DERIVAZIONE FILETTO F

- CORNER TEE WITH WALL FLANGE
- INOXPRES-DOPPELWANDSCHEIBE
- EQUERRE MURALE AVEC FILETAGE FEMELLE
- RACOR TRES VÍAS CON BRIDA Y ROSCA HEMBRA




MATERIAL: AISI 316L – 1.4404
O-RING: EPDM nero - black - Schwarz - noir - negro
THREAD: EN 10226-1 (ex ISO 7/1)

CODE	De x Rp x De mm x inch x mm	L1 mm	L2 mm	Z1 mm	Z2 mm	A mm	B mm	D mm				€
185102315	15 x 1/2" x 15	43	32	23	18,5	40	13	6	175	10	100	47,84
185102318	18 x 1/2" x 18	41	32	21	18,5	40	13	6	165	10	50	49,46
185102322	22 x 1/2" x 22	44	35	23	21,5	40	15	6	216	5	50	54,84

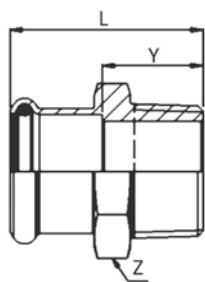
**187/R****MEZZO MANICOTTO A SALDARE**

- HALF WELDING COUPLING
- HALBE LAENGE SCHWEISSMUFFE
- DEMI MANCHON À SOUDER
- MEDIO MANGUITO PARA SOLDAR

MATERIAL: AISI 316L - 1.4404**O-RING:** assente - absent - Abwesend - absent - ausente≤54 **B 10 11**76÷108 **B 10 12**≥139 **B 10 17**

CODE	De mm	D mm	L mm	Z mm	 g			€
187015000R	15	17,2	29	9	20	20	400	5,87
187018000R	18	20	29,5	9,5	24	20	300	7,01
187022000R	22	24	30,5	9,5	30	20	200	7,91
187028000R	28	30	33,5	10,5	40	20	200	8,12
187035000R	35	37	37,5	11,5	52	10	100	9,96
187042000R	42	44	41	11	74	10	50	10,28
187054000R	54	56	48	12	104	10	50	10,75
187076000R	76,1	76,1	74,5	19,5	308	4	24	51,13
187088000R	88,9	88,9	84	24	404	2	20	65,72
187108000R	108	108	100	25	614	1	4	88,67
NEW 187139000R*	139,7	139,7	127	32	986	1	1	131,37
NEW 187168000R*	168,3	168,3	159	46	1449	1	1	164,21

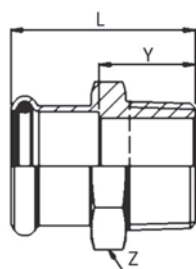
[*] Disponibile dal 31/03/2021 – available from 31/03/2021 – Ab dem 31/03/2021 lagernd – disponible à partir du 31/03/2021 – disponible a partir del 31/03/2021


187
≤54 B 10 11
76÷108 B 10 12
MANICOTTO MISTO FILETTO M

- MALE ADAPTER
- ÜBERGANGSSTÜCK MIT AG
- RACCORD AVEC FILETAGE MALE
- UNIÓN MACHO

MATERIAL: AISI 316L – 1.4404
O-RING: EPDM nero - black - Schwarz - noir - negro
THREAD: EN 10226-1 (ex ISO 7/1)

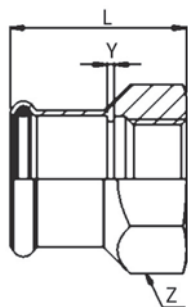
CODE	Dex R mm x inch	L mm	Z mm	Y mm				€
187308015	15 x 3/8"	38	24	18	46	20	400	12,74
187102015	15 x 1/2"	41	24	21	54	20	300	15,60
187304015	15 x 3/4"	43	30	23	101	20	200	15,84
187102018	18 x 1/2"	41	27	21	58	20	300	16,97
187304018	18 x 3/4"	44	30	24	94	20	200	17,71
187102022	22 x 1/2"	42	32	21	83	10	200	18,44
187304022	22 x 3/4"	44	32	23	89	10	200	19,11
187100022	22 x 1"	46	36	25	154	10	100	22,72
187102028	28 x 1/2"	46	38	23	121	10	100	25,92
187304028	28 x 3/4"	47	38	24	114	10	100	25,92
187100028	28 x 1"	48	38	25	123	10	100	29,73
187114028	28 x 1 1/4"	53	46	30	248	10	100	34,32
187100035	35 x 1"	52	45	25	173	5	100	31,31
187114035	35 x 1 1/4"	55	46	28	180	5	50	36,40
187112035	35 x 1 1/2"	55	50	28	278	4	60	42,92
187114042	42 x 1 1/4"	59	54	28	240	4	40	48,76
187112042	42 x 1 1/2"	59	55	28	236	4	40	52,88
187112054	54 x 1 1/2"	65	65	29	356	4	32	61,38
187200054	54 x 2"	71	65	35	362	4	32	65,74
187212076	76,1 x 2 1/2"	98	83	43	769	2	8	305,51
187300088	88,9 x 3"	111	98	51	1218	2	4	456,44
187400108	108 x 4"	132	118	57	1842	2	2	525,45


187 NPT
B 10 11
MANICOTTO MISTO FILETTO M NPT

- MALE ADAPTER NPT
- ÜBERGANGSSTÜCK MIT AG NPT
- RACCORD AVEC FILETAGE MALE NPT
- UNIÓN MACHO NPT

MATERIAL: AISI 316L – 1.4404
O-RING: EPDM nero - black - Schwarz - noir - negro
THREAD: NPT - ANSI B 1.20.1

CODE	Dex R mm x inch	L mm	Z mm	Y mm				€
18710215NPT	15 x 1/2"	41	24	21	60	20	300	16,78
18710218NPT	18 x 1/2"	41	27	21	63	20	300	18,25
18730422NPT	22 x 3/4"	44	32	23	93	10	200	20,54
18710028NPT	28 x 1"	48	48	25	133	10	100	31,97
18711435NPT	35 x 1 1/4"	55	46	28	205	5	50	39,15
18711242NPT	42 x 1 1/2"	59	55	28	268	4	40	56,88
18720054NPT	54 x 2"	71	65	35	405	4	32	70,72



190

MANICOTTO MISTO FILETTO F

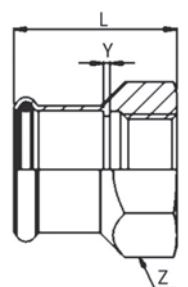
- FEMALE ADAPTER
- ÜBERGANGSSTÜCK MIT IG
- RACCORD AVEC FILETAGE FEMELLE
- UNIÓN HEMBRA

MATERIAL: AISI 316L - 1.4404

O-RING: EPDM nero - black - Schwarz - noir - negro

THREAD: EN 10226-1 (ex ISO 7/1)

CODE	De x Rp mm x inch	L mm	Z mm	Y mm	g			€
190102015	15 x 1/2"	38	27	2	64	20	300	16,80
190304015	15 x 3/4"	39	32	2	75	20	300	17,51
190102018	18 x 1/2"	38	27	2	89	20	300	17,72
190304018	18 x 3/4"	39	32	2	80	10	200	18,55
190102022	22 x 1/2"	39	32	2	99	20	200	18,82
190304022	22 x 3/4"	40	32	2	82	10	150	22,04
190100022	22 x 1"	43	41	2	148	10	100	26,05
190102028	28 x 1/2"	41	38	2	161	10	100	25,17
190304028	28 x 3/4"	42	38	2	130	10	100	25,17
190100028	28 x 1"	45	41	2	158	10	100	34,49
190114028	28 x 1"1/4	48	46	2	148	10	100	38,27
190100035	35 x 1"	49	46	2	216	5	100	33,15
190114035	35 x 1"1/4	52	46	2	170	5	50	37,63
190112035	35 x 1"1/2	52	55	2	284	4	40	43,02
190114042	42 x 1"1/4	56	55	2	259	4	40	42,54
190112042	42 x 1"1/2	56	55	2	243	4	40	58,67
190112054	54 x 1"1/2	60	65	1	420	4	32	63,88
190200054	54 x 2"	65	65	2	314	4	20	87,36



190 NPT

MANICOTTO MISTO FILETTO F NPT

- FEMALE ADAPTER NPT
- ÜBERGANGSSTÜCK MIT IG NPT
- RACCORD AVEC FILETAGE FEMELLE NPT
- UNIÓN HEMBRA NPT

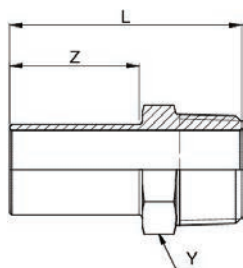
MATERIAL: AISI 316L - 1.4404

O-RING: EPDM nero - black - Schwarz - noir - negro

THREAD: NPT - ANSI B.1.20.1

CODE	De x Rp mm x inch	L mm	Z mm	Y mm	g			€
19010215NPT	15 x 1/2"	38	27	18	68	20	300	18,07
19010218NPT	18 x 1/2"	38	27	18	71	20	300	19,06
19030422NPT	22 x 3/4"	40	32	19	92	10	150	23,70
19010028NPT	28 x 1"	50	41	27	185	10	100	37,10
19011435NPT	35 x 1"1/4	49	46	22	181	5	50	40,48
19011242NPT	42 x 1"1/2	56	55	25	276	4	40	63,11
19020054NPT	54 x 2"	65	65	29	388	4	20	93,98

B1011



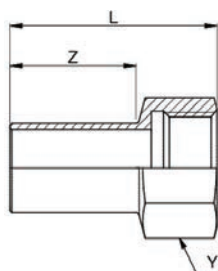
269/M

MANICOTTO CON INSERIMENTO FILETTO M

- MALE REDUCTION SOCKET
- ÜBERGANG AUSSERGEWINDE MIT EINSCHUBENDE
- MANCHON DE RÉDUCTION FILETÉ
- ADAPTADOR MACHO

MATERIAL: AISI 316L – 1.4404
THREAD: EN 10226-1 (ex ISO 7/1)

CODE	De x R mm x inch	L mm	Z mm	Y mm				€
269102115	15 x 1/2"	52	31	22	55	20	300	15,92
269102118	18 x 1/2"	52	31	22	50	20	300	17,41
269304118	18 x 3/4"	55	31	27	95	20	200	17,23
269102122	22 x 1/2"	55	32	27	69	10	200	18,69
269304122	22 x 3/4"	56	32	27	80	10	200	19,59
269304128	28 x 3/4"	61	37	30	97	10	150	24,61
269100128	28 x 1"	64	37	38	145	10	100	26,87
269114135	35 x 1 1/4"	72	41	46	238	4	40	28,90
269112142	42 x 1 1/2"	91	55	55	292	4	40	33,54
269200154	54 x 2"	127	83	65	463	4	20	54,63



269/F

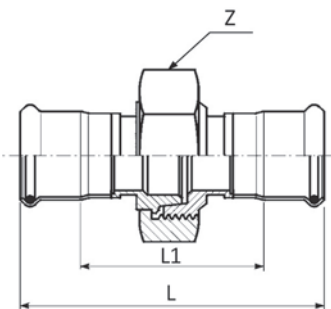
MANICOTTO CON INSERIMENTO FILETTO F

- FEMALE REDUCTION SOCKET
- ÜBERGANG INNENGEWINDE MIT EINSCHUBENDE
- MANCHON DE RÉDUCTION AVEC TARAUDAGE
- ADAPTADOR HEMBRA

MATERIAL: AISI 316L – 1.4404
THREAD: EN 10226-1 (ex ISO 7/1)

B1011

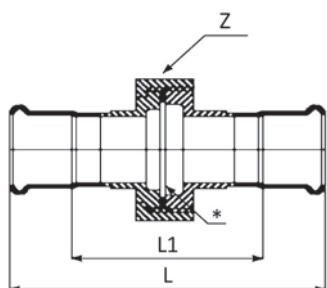
CODE	De x Rp mm x inch	L mm	Z mm	Y mm				€
269102015	15 x 1/2"	52	31	24	55	20	300	17,37
269102018	18 x 1/2"	52	31	24	56	20	200	18,27
269304018	18 x 3/4"	51	31	30	57	20	200	18,98
269102022	22 x 1/2"	52	32	24	65	10	200	19,27
269304022	22 x 3/4"	52	32	30	70	10	200	22,80
269304028	28 x 3/4"	57	37	30	76	10	150	24,61
269100028	28 x 1"	57	35	36	104	10	100	36,91
269114035	35 x 1 1/4"	70	45	46	182	5	50	51,75
269112042	42 x 1 1/2"	118	78	55	280	4	40	57,04
269200054	54 x 2"	135	83	70	340	2	10	76,14

**184/000****BOCCHETTONE SEDE CONICA**

- CONICAL UNION
- DURCHGANGSVERSCHRAUBUNG MIT PRESSENDEN KONISCH
- ÉLÉMENT DE TRANSITION FILTÉ CONIQUE AVEC MANCHONS DES 2 CÔTES
- RÁCOR 3 PIEZAS CONICO

MATERIAL: AISI 316L - 1.4404**O-RING:** EPDM nero - black - Schwarz - noir - negro

CODE	De mm	L mm	L1 mm	Z mm	g			€
184015000	15	96	56	34	146	10	100	33,58
184018000	18	97	57	39	192	10	100	39,75
184022000	22	99	57	39	202	10	50	44,58
184028000	28	116	70	58	468	5	25	57,84
184035000	35	123	71	67	618	4	20	73,01
184042000	42	138	78	77	824	2	20	90,50
184054000	54	154	84	90	1178	2	10	171,03

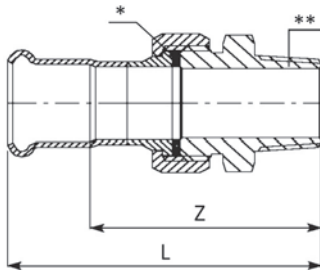
**184/001****BOCCHETTONE SEDE PIANA**

- FLAT FACED UNION
- DURCHGANGSVERSCHRAUBUNG MIT PRESSENDEN FLACHDICHTEND
- ÉLÉMENT DE TRANSITION FILTÉ PLAT AVEC MANCHONS DES 2 CÔTES
- RÁCOR 3 PIEZAS PLANO

MATERIAL: AISI 316L - 1.4404**O-RING:** EPDM nero - black - Schwarz - noir - negro**GASKET:** [*]: EPDM nero - black - Schwarz - noir - negro

CODE	De mm	L mm	L1 mm	Z mm	Gasket mm	g		€	
184015001	15	96	56	34	24x14 thk 2,5	146	10	120	33,58
184018001	18	97	57	39	30x20 thk 2,5	187	10	100	39,75
184022001	22	100	58	39	30x20 thk 2,5	194	10	100	44,58
184028001	28	117	71	58	47,5x37 thk 2,5	450	5	30	57,84
184035001	35	127	75	67	56x42 thk 2,5	617	4	20	73,01
184042001	42	140	80	77	66x56 thk 2,5	797	2	20	90,50
184054001	54	152	82	90	79,5x69 thk 2,5	1176	2	10	171,03

B 10 11



184/002

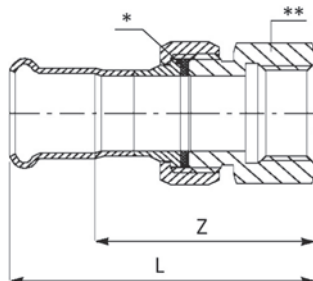
BOCCHETTONE SEDE PIANA FILETTO M

- STRAIGHT MALE UNION CONNECTOR
- DURCHGANGSVERSCHRAUBUNG MIT AUSSENGEWINDE
- RACCORD UNION FILETÉ
- RÁCOR 3 PIEZAS ROSCADO MACHO

MATERIAL: AISI 316L - 1.4404
FITTING: [**]: ottone - brass - Messing - laiton - latón
O-RING: EPDM nero - black - Schwarz - noir - negro
GASKET: [*]: EPDM nero - black - Schwarz - noir - negro
THREAD: EN 10226-1 (ex ISO 7/1)

CODE	De x R mm x inch	L mm	Z mm	Gasket mm				€
184015002	15 x 1/2"	76	56	24x14 thk 2,5	142	2	160	29,96
184018002	18 x 1/2"	77	56	24x14 thk 2,5	144	2	160	34,12
184022122	22 x 1/2"	79	54	30x20 thk 2,5	199	2	100	35,14
184022002	22 x 3/4"	81	59	30x20 thk 2,5	202	2	100	35,14
184028342	28 x 3/4"	87	64	39x27 thk 2,5	370	2	60	59,93
184028002	28 x 1"	90	67	39x27 thk 2,5	364	2	60	59,93
184035002	35 x 1 1/4"	101	74	44,5x34 thk 2,5	540	2	40	76,47
184042002	42 x 1 1/2"	105	74	50,5x40 thk 2,5	563	2	30	87,81
184054002	54 x 2"	118	83	65,5x53,5 thk 3	823	2	20	150,82

184/002 - non certificato SVGW - not certified SVGW - ohne Zertifizierung SVGW - sans certification SVGW - sin certificación SVGW



184/003

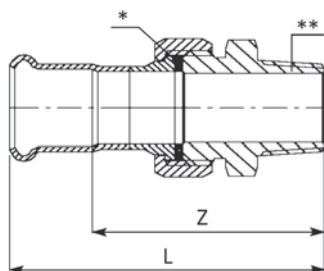
BOCCHETTONE SEDE PIANA FILETTO F

- STRAIGHT FEMALE UNION CONNECTOR
- DURCHGANGSVERSCHRAUBUNG MIT INNENGEWINDE
- RACCORD UNION TARAUDÉ
- RÁCOR 3 PIEZAS HEMBRA

MATERIAL: AISI 316L - 1.4404
FITTING: [**]: ottone - brass - Messing - laiton - latón
O-RING: EPDM nero - black - Schwarz - noir - negro
GASKET: [*]: EPDM nero - black - Schwarz - noir - negro
THREAD: EN 10226-1 (ex ISO 7/1)

CODE	De x Rp mm x inch	L mm	Z mm	Gasket mm				€
184015003	15 x 1/2"	71	50	24x14 thk 2,5	140	2	160	29,96
184018003	18 x 1/2"	72	51	24x14 thk 2,5	145	2	140	36,13
184022123	22 x 1/2"	75	54	30x20 thk 2,5	253	2	100	39,27
184022003	22 x 3/4"	76	54	30x20 thk 2,5	213	2	100	39,27
184028343	28 x 3/4"	83	60	39x27 thk 2,5	483	2	60	51,69
184028003	28 x 1"	83	60	39x27 thk 2,5	404	2	60	51,69
184035003	35 x 1 1/4"	93	66	44,5x30 thk 2,5	486	2	30	64,07
184042003	42 x 1 1/2"	97	66	56x42 thk 2,5	536	2	30	79,60
184054003	54 x 2"	116	81	65,5x53,5 thk 2,5	1091	2	20	151,86

184/003 - non certificato SVGW - not certified SVGW - ohne Zertifizierung SVGW - sans certification SVGW - sin certificación SVGW



184/002 INOX

BOCCHETTONE SEDE PIANA FILETTO M

- STRAIGHT MALE UNION CONNECTOR
- DURCHGANGSVERSCHRAUBUNG MIT AUSSENGEWINDE
- RACCORD UNION FILETÉ
- RÁCOR 3 PIEZAS ROSCADO MACHO

MATERIAL: AISI 316L - 1.4404

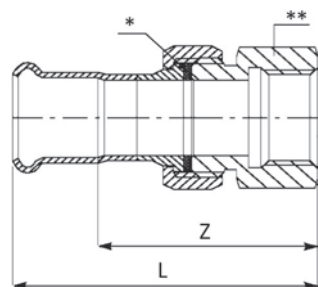
FITTING: [**]: AISI 316L - 1.4404

O-RING: EPDM nero - black - Schwarz - noir - negro

GASKET: [*]: EPDM nero - black - Schwarz - noir - negro

THREAD: EN 10226-1 (ex ISO 7/1)

CODE	De x R mm x inch	L mm	Z mm	Gasket mm	g			€
184015002I	15 x 1/2"	77	56	24x14 thk 2,5	137	2	160	37,47
184015012I	15 x 3/4"	77	57	24x14 thk 2,5	178	2	160	38,73
184018002I	18 x 1/2"	77	56	24x14 thk 2,5	139	2	160	42,65
184018012I	18 x 3/4"	77	57	24x14 thk 2,5	178	2	160	43,70
184022012I	22 x 1/2"	79	58	30x20 thk 2,5	217	2	100	43,93
184022002I	22 x 3/4"	81	59	30x20 thk 2,5	194	2	100	45,00
184022022I	22 x 1"	81	60	30x20 thk 2,5	257	2	80	72,85
184028002I	28 x 1"	90	67	39x27 thk 2,5	350	2	60	74,91
184035002I	35 x 1 1/4"	101	74	44,5x34 thk 2,5	518	2	40	95,58
184042002I	42 x 1 1/2"	102	71,5	44,5x34 thk 2,5	543	2	30	101,00
184054002I	54 x 2"	111	77	56x42 thk 2,5	842	2	20	173,48



184/003 INOX

BOCCHETTONE SEDE PIANA FILETTO F

- STRAIGHT FEMALE UNION CONNECTOR
- DURCHGANGSVERSCHRAUBUNG MIT INNENGEWINDE
- RACCORD UNION TARAUDÉ
- RÁCOR 3 PIEZAS HEMBRA

MATERIAL: AISI 316L - 1.4404

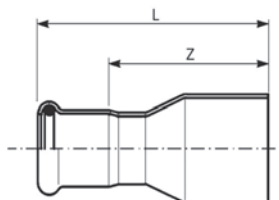
FITTING: [**]: AISI 316L - 1.4404

O-RING: EPDM nero - black - Schwarz - noir - negro

GASKET: [*]: EPDM nero - black - Schwarz - noir - negro

THREAD: EN 10226-1 (ex ISO 7/1)

CODE	De x Rp mm x inch	L mm	Z mm	Gasket mm	g			€
184015003I	15 x 1/2"	71	50	24x14 thk 2,5	135	2	160	37,47
184015013I	15 x 3/4"	74	54	24x14 thk 2,5	189	2	120	41,59
184018003I	18 x 1/2"	72	51	24x14 thk 2,5	140	2	140	45,16
184018013I	18 x 3/4"	75	55	24x14 thk 2,5	190	2	120	46,63
184022003I	22 x 3/4"	76	54	30x20 thk 2,5	206	2	100	49,82
184022013I	22 x 1"	79	58	30x20 thk 2,5	337	2	60	52,25
184028003I	28 x 1"	83	60	39x27 thk 2,5	387	2	60	64,57
184035003I	35 x 1 1/4"	93	66	44,5x34 thk 2,5	467	2	30	80,10
184042003I	42 x 1 1/2"	93	62,5	44,5x34 thk 2,5	488	2	30	91,54
184054003I	54 x 2"	111	77	56x42 thk 2,5	902	2	20	174,67



191

RIDUZIONE MF

- REDUCER
- REDUZIERSTÜCK
- REDUCTION
- REDUCCIÓN MH

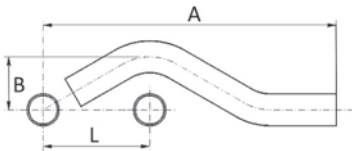
MATERIAL: AISI 316L - 1.4404

O-RING: EPDM nero - black - Schwarz - noir - negro

≤54 B 10 11
 76÷108 B 10 12
 ≥139 B 10 17

CODE	De mm	L mm	Z mm				€
191018015	18 x 15	57	37	35	20	500	7,17
191022015	22 x 15	64	44	43	20	400	7,85
191022018	22 x 18	60	40	47	20	300	8,10
191028015	28 x 15	76,5	56,5	50	20	200	10,15
191028018	28 x 18	68	48	63	20	200	9,48
191028022	28 x 22	65	44	66	20	200	9,45
191035015	35 x 15	87	67	89	10	100	34,79
191035018	35 x 18	81	61	87	10	100	35,19
191035022	35 x 22	70	49	90	10	100	11,81
191035028	35 x 28	71	48	98	10	100	14,65
191042015	42 x 15	91	71	111	4	100	35,96
191042018	42 x 18	92	72	114	4	80	36,07
191042022	42 x 22	97	76	120	4	80	37,36
191042028	42 x 28	93	70	130	4	80	38,19
191042035	42 x 35	81	55	138	4	40	20,49
191054015	54 x 15	103	83	158	4	40	39,90
191054018	54 x 18	103	83	162	4	40	39,94
191054022	54 x 22	104	83	169	4	40	42,07
191054028	54 x 28	108,5	85,5	180	4	40	43,79
191054035	54 x 35	108	82	193	4	40	54,53
191054042	54 x 42	97,5	67,5	210	4	32	26,50
191076042	76,1 x 42	149	119	471	4	4	79,28
191076054	76,1 x 54	159	124	529	4	4	81,03
191088054	88,9 x 54	179	144	683	4	4	88,14
191088076	88,9 x 76,1	186	131	813	4	4	119,77
191108054	108 x 54	185	150	831	2	2	95,00
191108076	108 x 76,1	209	154	1022	2	2	123,32
191108088	108 x 88,9	210	150	1107	2	2	137,35
NEW 191139076*	139,7 x 76,1	356,5	301,5	2100	1	1	481,59
191139088	139,7 x 88,9	380	320	2319	1	1	459,79
191139108	139,7 x 108	345	270	2285	1	1	437,90
NEW 191168076*	168,3 x 76,1	369	315	2515	1	1	555,02
191168088	168,3 x 88,9	380	320	2660	1	1	525,48
191168108	168,3 x 108	395	320	2945	1	1	503,58
191168139	168,3 x 139,7	422	327	3392	1	1	481,69

(*) Disponibile dal 31/03/2021 – available from 31/03/2021 – Ab dem 31/03/2021 lagernd – disponible à partir du 31/03/2021 – disponible a partir del 31/03/2021



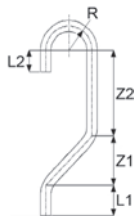
179

"S" DI SCAVALCAMENTO MM

- PIPE BRIDGE
- SPRUNGBOGEN
- "S" DE CHEVAUCHEMENT MALE
- "S" DE SUPERPOSICIÓN MM

MATERIAL: AISI 316L - 1.4404

CODE	De mm	L mm	A mm	B mm	g	kg	box	€
179015000	15	57	158	30	54	10	150	15,05
179018000	18	60	166	31	74	10	100	15,67
179022000	22	65	179	33	116	10	100	17,54
179028000	28	73	206	36	192	10	50	21,28



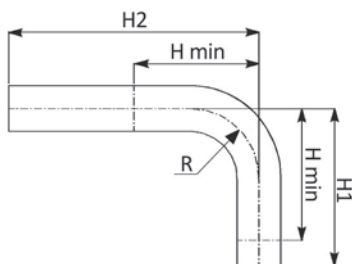
178

TUBO PER ARIA COMPRESSA

- PIPE FOR COMPRESSED AIR
- SPRUNGBOGEN FÜR DRUCKLUFT
- TUBE POUR L'AIR COMPRIMÉ
- TUBO DE AIRE

MATERIAL: AISI 316L - 1.4404

CODE	De mm	L1 mm	L2 mm	Z1 mm	Z2 mm	R mm	g	kg	box	€
178015316	15	30	30	96	114	35	143	1	20	36,59
178018316	18	50	35	108	112	39	195	1	20	39,18
178022316	22	50	35	110	110	41	359	1	20	46,27
178028316	28	60	40	139	113	51	550	1	15	64,82



194/900

TUBO CURVO 90°

- 90° ELBOW MM
- PASSBOGEN 90°
- COUDE D'AJUSTEMENT 90°
- TUBO RICURVO 90° MM

MATERIAL: AISI 316L - 1.4404

CODE	De mm	H1 mm	H min mm	H2 mm	R mm	g	kg	box	€
194015900	15	70	48	120	35	89	20	160	15,35
194018900	18	70	53	120	38	108	20	120	15,94
194022900	22	70	61	120	40	133	10	100	17,15
194028900	28	97	80	125	45	202	10	50	18,34
194035900	35	120	90	200	42	380	4	20	37,23
194042900	42	160	115	250	50	592	2	10	46,09
194054900	54	300	140	305	65	1139	2	2	57,91

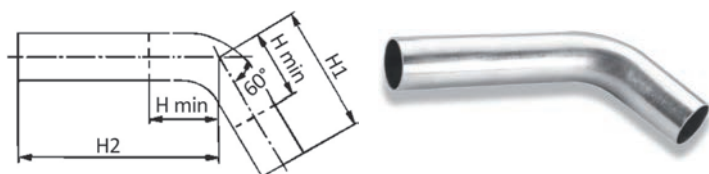
B 10 11

194/600

TUBO CURVO 60°

- 60° ELBOW MM
- PASSBOGEN 60°
- COUDE D'AJUSTEMENT 60°
- TUBO RICURVO 60° MM

MATERIAL: AISI 316L – 1.4404



CODE	De mm	H1 mm	H min mm	H2 mm	g	kg	box	€
194028600	28	71	64	116	182	10	50	30,62
194035600	35	101	71	226	406	4	24	49,23
194042600	42	124	80	251	563	2	10	72,68
194054600	54	162	97	308	914	2	2	93,71

≤54 B 10 11

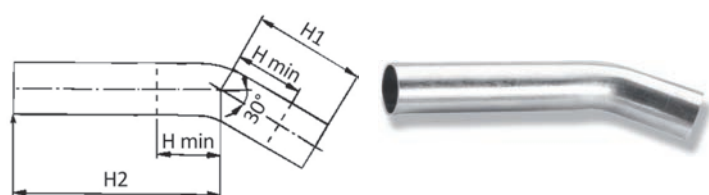
76÷108 B 10 12

194/300

TUBO CURVO 30°

- 30° ELBOW MM
- PASSBOGEN 30°
- COUDE D'AJUSTEMENT 30°
- TUBO RICURVO 30° MM

MATERIAL: AISI 316L – 1.4404



CODE	De mm	H1 mm	H min mm	H2 mm	g	kg	box	€
194018300	18	55	39	128	113	20	120	14,12
194022300	22	50	44	124	134	10	50	28,67
194028300	28	55	47	131	183	10	50	29,36
194035300	35	80	50	218	375	4	24	47,28
194042300	42	98	54	274	566	2	10	69,71
194054300	54	137	72	324	909	2	2	89,32
194076300	76,1	201	135	201	1489	1	1	106,22
194088300	88,9	241	161	241	2095	1	1	115,29
194108300	108	263	168	263	2787	1	1	142,04

≤54 B 10 11

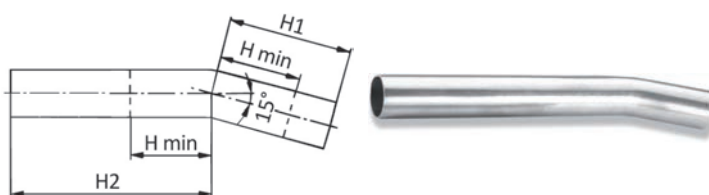
76÷108 B 10 12

194/150

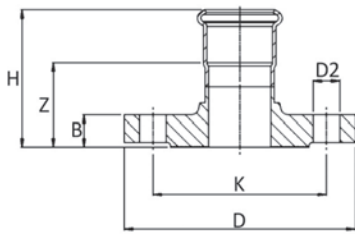
TUBO CURVO 15°

- 15° ELBOW MM
- PASSBOGEN 15°
- COUDE D'AJUSTEMENT 15°
- TUBO RICURVO 15° MM

MATERIAL: AISI 316L – 1.4404



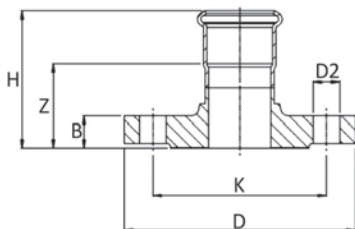
CODE	De mm	H1 mm	H min mm	H2 mm	g	kg	box	€
194018150	18	55	40	128	114	20	120	14,12
194028150	28	45	38	136	180	10	50	28,73
194035150	35	62	32	234	373	4	24	46,38
194042150	42	94	50	276	563	2	10	68,30
194054150	54	117	52	337	896	2	2	87,08
194076150	76,1	228	163	228	1694	1	1	106,22
194088150	88,9	240	160	240	2091	1	1	115,29
194108150	108	249	154	249	2646	1	1	142,04

**193/002**
≤54 B 10 11
76÷108 B 10 12
MANICOTTO FLANGIATO

- ADAPTOR FLANGE
- ÜBERGANGSFLANSCH
- BRIDE DE RACCORDEMENT
- BRIDA ADAPTADOR

MATERIAL: AISI 316L - 1.4404**O-RING:** EPDM nero - black - Schwarz - noir - negro**PN 6**

CODE	De mm	DN flg	H mm	Z mm	B mm	D mm	D2 mm	Holes Nr.	K mm				€
193015002	15	15	53	33	12	80	11	4	55	405	2	20	49,79
193018002	18	15	53,5	33,5	12	80	11	4	55	405	2	20	51,19
193022002	22	20	56,5	35,5	14	90	11	4	65	610	2	14	60,55
193028002	28	25	59,5	36,5	14	100	11	4	75	755	2	10	74,05
193035002	35	32	63	37	14	120	14	4	90	1080	2	6	104,50
193042002	42	40	67	37	14	130	14	4	100	1186	2	6	122,61
193054002	54	50	74	38	14	140	14	4	110	1348	2	4	151,18
193076002	76,1	65	101	45,5	14	160	14	4	130	1870	2	2	251,79
193088002	88,9	80	112	52	16	190	18	4	150	2920	2	2	300,43
193108002	108	100	128	53	16	210	18	4	170	3525	2	2	357,63

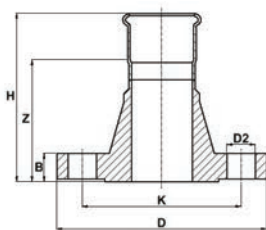
**193/000**
≤54 B 10 11
76÷108 B 10 12
≥139 B 10 17
MANICOTTO FLANGIATO

- ADAPTOR FLANGE
- ÜBERGANGSFLANSCH
- BRIDE DE RACCORDEMENT
- BRIDA ADAPTADOR

MATERIAL: AISI 316L - 1.4404**O-RING:** EPDM nero - black - Schwarz - noir - negro**PN 16**

CODE	De mm	DN flg	H mm	Z mm	B mm	D mm	D2 mm	Holes Nr.	K mm				€
193015000	15	15	55	35	14	95	14	4	65	660	2	20	56,46
193018000	18	15	55,5	35,5	14	95	14	4	65	660	2	20	58,02
193022000	22	20	58,5	37,5	16	105	14	4	75	945	2	14	68,65
193028000	28	25	61,5	38,5	16	115	14	4	85	1140	2	10	83,94
193035000	35	32	65,5	39,5	16	140	18	4	100	1640	2	6	118,49
193042000	42	40	69	39	16	150	18	4	110	1800	2	6	138,98
193054000	54	50	78	42	18	165	18	4	125	2450	2	4	171,40
193076000	76,1	65	105	50	18	185	18	4	145	3184	2	2	273,44
193088000	88,9	80	116	56	20	200	18	8	160	3950	2	2	326,26
193108000	108	100	132	57	20	220	18	8	180	4729	2	2	388,37
NEW 193139000*	139,7	125	180	85	22	250	18	8	210	7095	1	1	626,38
NEW 193168000*	168,3	150	212	91,5	22	285	22	8	240	8929	1	1	551,14

(*) Disponibile dal 31/03/2021 - available from 31/03/2021 - Ab dem 31/03/2021 lagernd - disponible à partir du 31/03/2021 - disponible a partir del 31/03/2021



193/006

≤54 B 10 11
 76÷108 B 10 12

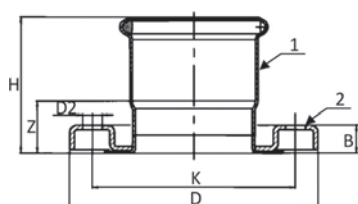
MANICOTTO FLANGIATO

- ADAPTOR FLANGE
- ÜBERGANGSFLANSCH
- BRIDE DE RACCORDEMENT
- BRIDA ADAPTADOR

ANSI 150 lb

MATERIAL: AISI 316L - 1.4404
O-RING: EPDM nero - black - Schwarz - noir - negro

CODE	De mm	DN flg	H mm	Z mm	B mm	D mm	D2 mm	Holes Nr.	K mm				€
193015006	15	15	79,7	59,7	14,1	89	15,8	4	60,3	641	2	18	58,04
193018006	18	15	77,1	57,1	11,2	89	15,8	4	60,3	501	2	18	59,67
193022006	22	20	82,9	61,9	12,8	98,5	15,8	4	69,8	749	2	12	70,61
193028006	28	25	89,1	66,1	14,3	108	15,8	4	79,3	1062	2	8	86,31
193035006	35	32	94,4	68,4	15,9	117,5	15,8	4	88,9	1420	2	6	121,83
193042006	42	40	102,9	72,9	17,5	127,1	15,8	4	98,4	1809	2	4	142,92
193054006	54	50	111,1	75,5	19,1	152,5	19	4	120,6	2714	2	2	176,23
193076006	76,1	65	122,5	67,5	22,3	177,9	19	4	139,7	4194	2	2	355,46
193088006	88,9	80	150,9	90,9	23,8	190,6	19	4	152,4	5338	2	2	424,13
193108006	108	100	172,2	97,2	23,8	228,7	19	8	190,5	7525	2	2	504,86



193/001

≤54 B 10 11
 76÷108 B 10 12
 ≥139 B 10 17

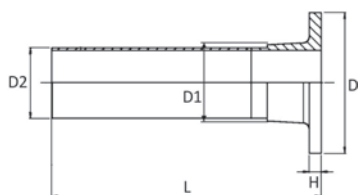
MANICOTTO CON FLANGIA SCORREVOLE

- ADAPTOR LOOSE FLANGE
- ÜBERGANGSLOSFLANSCH
- BRIDE TOURNANTE DE RACCORDEMENT
- BRIDA LOCA CON ADAPTADOR

PN 10

MATERIAL: 1 - AISI 316L - 1.4404
 2 - AISI 304 - 1.4301
O-RING: EPDM nero - black - Schwarz - noir - negro

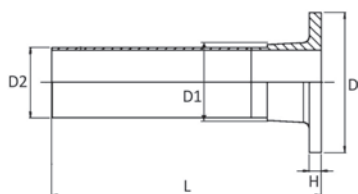
CODE	De mm	DN flg	H mm	Z mm	B mm	D mm	D2 mm	Holes Nr.	K mm				€
193054001	54	50	60	24	21	165	17,5	4	125	895	2	6	108,82
193076001	76,1	65	86,5	31,5	24	185	17,5	4	145	1380	2	2	141,01
193088001	88,9	80	96	36	24	200	17,5	8	160	1380	2	2	165,51
193108001	108	100	116	41	25	220	17,5	8	180	1950	2	2	182,67
193139001	139,7	125	143	48	27	250	17,5	8	210	3352	1	1	459,79
193168001	168,3	150	176	63	29	285	21,5	8	240	4419	1	1	525,48

**193/004**
≤54 B 10 11
76÷108 B 10 12
BOCCELLO PER FLANGIA LIBERA

- COLLAR FOR LOOSE FLANGE
- AUSSEN FÜR LOSE-FLANSCH
- SORTIE A BRIDE POUR BRIDE TOURNANTE
- TRONCO EMBRIDADO PARA BRIDA LOCA

MATERIAL: AISI 316L - 1.4404**PN 6**

CODE	De mm	L mm	H mm	D mm	D1 mm	D2 mm				€
193022004	22	135	6	50	27	22	210	2	14	44,80
193028004	28	135	6	60	32	28	260	2	14	52,30
193035004	35	135	6	70	40	35	350	2	14	63,30
193042004	42	135	6	80	46	42	420	2	14	72,03
193054004	54	135	8	90	59	54	580	2	14	86,20
193076004	76,1	135	8	110	78	76,1	840	2	12	118,19
193088004	88,9	135	10	128	91	88,9	1150	2	6	143,98
193108004	108	135	10	148	110	108	1390	2	2	182,64

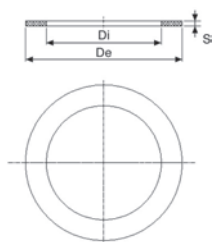
**193/003**
≤54 B 10 11
76÷108 B 10 12
BOCCELLO PER FLANGIA LIBERA

- COLLAR FOR LOOSE FLANGE
- AUSSEN FÜR LOSE-FLANSCH
- SORTIE A BRIDE POUR BRIDE TOURNANTE
- TRONCO EMBRIDADO PARA BRIDA LOCA

MATERIAL: AISI 316L - 1.4404**PN 16**

CODE	De mm	L mm	H mm	D mm	D1 mm	D2 mm				€
193022003	22	135	6	58	27	22	240	2	14	46,04
193028003	28	135	6	68	32	28	300	2	14	56,73
193035003	35	135	6	78	40	35	390	2	14	65,41
193042003	42	135	6	88	46	42	470	2	14	74,49
193054003	54	135	8	102	59	54	700	2	14	93,50
193076003	76,1	135	8	122	78	76,1	980	2	4	127,28
193088003	88,9	135	10	138	91	88,9	1310	2	4	151,94
193108003	108	135	10	158	110	108	1580	2	2	192,16

R 30 30



434/PN 6

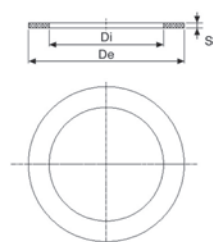
GUARNIZIONE ECOLOGICA PER FLANGE

- GASKET FOR FLANGE
- FLANSCHDICHTUNG
- JOINT POUR BRIDE
- JUNTA ECOLÓGICA PARA BRIDA

PN 6

MATERIAL: Sesalit Eco
 NORM: EN 1092-1

CODE	DN	De mm	Di mm	S mm			€
434015006	15 - [1/2"]	44	20	2	4	10	0,59
434020006	20 - [3/4"]	54	25	2	6	10	0,86
434025006	25 - [1"]	64	30	2	9	10	1,18
434032006	32 - [1 1/4"]	75	38	2	11	10	1,60
434040006	40 - [1 1/2"]	85	45	2	14	10	2,07
434050006	50 - [2"]	95	57	2	15	10	3,15
434065006	65 - [2 1/2"]	115	76	2	19	10	4,34
434080006	80 - [3"]	132	89	2	26	10	5,15
434100006	100 - [4"]	152	108	2	29	10	6,10



434/PN 10-16

R 30 30

GUARNIZIONE ECOLOGICA PER FLANGE

- GASKET FOR FLANGE
- FLANSCHDICHTUNG
- JOINT POUR BRIDE
- JUNTA ECOLÓGICA PARA BRIDA

PN 10/16

MATERIAL: Sesalit Eco
 NORM: EN 1092-1

CODE	DN	De mm	Di mm	S mm			€
434015000	15 - [1/2"]	50	20	2	6	10	0,59
434020000	20 - [3/4"]	60	25	2	8	10	0,84
434025000	25 - [1"]	70	30	2	10	10	1,17
434032000	32 - [1 1/4"]	82	38	2	14	10	1,60
434040000	40 - [1 1/2"]	92	45	2	17	10	2,07
434050000	50 - [2"]	108	57	2	22	10	3,13
434065000	65 - [2 1/2"]	127	76	2	27	10	4,32
434080000	80 - [3"]	142	89	2	30	10	5,10
434100000	100 - [4"]	162	108	2	38	10	5,86

Sesalit ECO: fibre organiche e sintetiche legate con gomma NBR/SBR esente amianto
 IMPIEGHI: Acqua calda e fredda, olii vegetali ed animali, aria, alcuni carburanti (no GAS)

LIMITI DI TEMPERATURA ORIENTATIVI

Temperatura massima per brevi esposizioni: 180°-200° C
 Temperatura massima di esercizio continuo per fluidi non aggressivi: 140° C
 Temperatura massima di esercizio continuo con vapore: 110° C

OMOLOGAZIONI: acqua potabile WRAS n° 1605525


Sesalit ECO: organic and synthetic fibers bonded with NBR/SBR asbestos-free

USES: hot and cold water, vegetable and animal oils, air, some fuels (no GAS)

GUIDELINE TEMPERATURE LIMITS

Maximum temperature for short exposure: 180°-200° C
 Maximum operating temperature for continuous non-aggressive fluids: 140° C
 Maximum temperature for continuous operation with steam: 110° C

APPROVAL: potable water WRAS n° 1605525

**179/001**

≤54 B 10 11

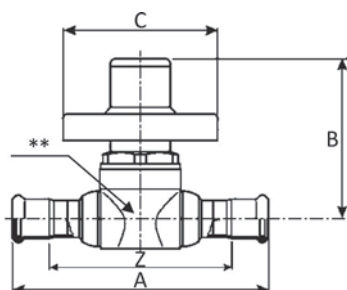
76÷108 B 10 12

PASSAGGIO STAGNO

- DECK / BULKHEAD PENETRATION
- WANDDURCHFÜHRUNG
- PASSAGE ÉTANCHE
- PASAJE ESTAÑO

MATERIAL: AISI 316L - 1.4404**NOTE:** [*]: S235JR [Fe 360]

CODE	De mm	L mm	L1 mm	Z mm	D mm	D1 mm				€
179015001	15	450	120	165	25	15	460	1	65	33,53
179018001	18	450	120	165	30	18	621	1	65	33,90
179022001	22	450	120	165	33	22	701	1	50	34,21
179028001	28	450	120	165	37	28	776	1	45	34,79
179035001	35	450	120	165	43,5	35	936	1	40	38,68
179042001	42	450	120	165	53	42	1291	1	30	45,94
179054001	54	450	120	165	69	54	1965	1	18	74,01
179076001	76,1	450	120	165	88,5	76,1	2840	1	8	86,11
179088001	88,9	450	120	165	107	88,9	4081	1	8	101,72
179108001	108	450	120	165	131,5	108	5682	1	6	135,92

**195/000**

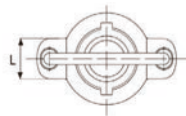
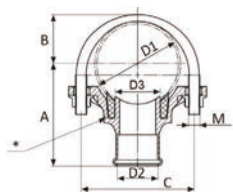
B 10 11

RUBINETTO DA INCASSO CON ROSONE

- STOPVALVE WITH PRESS ENDS
- UP-VENTIL MIT PRESSENDEN
- ROBINET ENCASTRE AVEC ROSACE
- VÁLVULA DE BOLA "PRES" CON EMBECELLADOR

MATERIAL: AISI 316L - 1.4404**O-RING:** EPDM nero - black - Schwarz - noir - negro**NOTE:** [**] Movimento interno in Ottone - Kugel aus Messing - Ball out of brass - Mouvement en laiton - Bola en latón

CODE	De mm	Z mm	A mm	B mm	C mm				€
195015000	15	42	101	74	70	330	1	10	126,81



171/P

COLLARE DI PRESA CON DERIVAZIONE A PRESSARE

- BRACKET WITH FEMALE PRESS CONNECTION
- ANBOHRSCHELLE MIT PRESSENDEN
- COLLIER DE PRISE AVEC DÉRIVATION F
- CONJUNTO DERIVACIÓN DE PRENSAR

MATERIAL: AISI 316L - 1.4404
O-RING: EPDM nero - black - Schwarz - noir - negro
GASKET: [*]: EPDM guarnizione - gasket - Dichtung - joint - juntas

CODE	D1 mm	D2 mm	D3 mm	A mm	B mm	C mm	L mm	M mm				€
171076035	76,1	35	42	90	44	100	35	M10 x 35	700	1	20	52,00
171088042	88,9	42	50	97	53	115	40	M10 x 35	740	1	10	90,45
171108054	108	54	60	116	60	135	45	M10 x 35	1090	1	10	122,72

Montaggio - Assembly - Montage - Assemblage - Montaje




Fig. 1




Fig. 2



Fig. 3



Fig. 4




Fig. 5



Fig. 6



Fig. 7



Fig. 8



Fig. 9



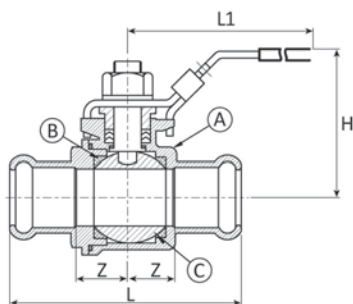
Fig. 10



Fig. 11



Fig. 12

**195/005****VALVOLA A SFERA PASSAGGIO TOTALE**

- BALL VALVE WITH FULL PORT
- KUGELHAHN MIT VOLLEM DURCHGANG
- BOISSEAU SPHERIQUE PASSAGE RÉDUIT
- VÁLVULA DE BOLA PASO TOTAL

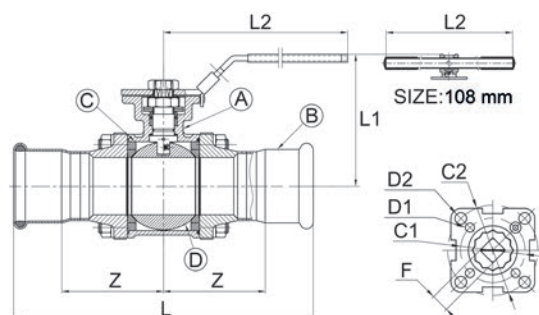
MATERIAL: A-C: AISI 316L - 1.4404 B: PTFE**O-RING:** EPDM nero - black - Schwarz - noir - negro

CODE	De mm	L mm	L1 mm	H mm	Z mm				€
195015005	15	85	97,5	50	20	275	1	10	67,11
195018005	18	88	123	59	20	430	1	10	80,11
195022005	22	100	123	62,5	21	508	1	10	100,42
195028005	28	107	145	69,5	23	786	1	10	134,94

≤54 B 10 11

195/003

76÷108 B 10 12

**VALVOLA A SFERA 3 PZ PASSAGGIO TOTALE LUCCHETTABILE CON BASE PER ATTUATORE**

- 3-PC BALL VALVE WITH FULL PORT
- KUGELHAHN 3-TEILIG MIT VOLLEM DURCHGANG
- BOISSEAU SPHERIQUE 3 PIÈCES PASSAGE INTÉGRAL
- VÁLVULA DE BOLA TRES PIEZAS PASO TOTAL

MATERIAL: A-B-D: AISI 316L - 1.4404 C: PTFE**O-RING:** EPDM nero - black - Schwarz - noir - negro**NORM:** flangia / flange / Flansch
bride / brida ISO 5211

CODE	De mm	DN	DN inch	L mm	Z mm	L1 mm	L2 mm	C1 mm	C2 mm	D1 mm	D2 mm	F mm				€
195015003	15	10	3/8"	128	44	72	151	36	42	6	6	9	698	1	10	100,63
195018003	18	15	1/2"	134	47	72	151	36	42	6	6	9	714	1	10	108,61
195022003	22	20	3/4"	151	54,5	80	151	36	50	6	7	9	992	1	10	116,31
195028003	28	25	1"	167	60,5	90	179	42	50	6	7	11	1476	1	5	164,43
195035003	35	32	1" 1/4	184	66	95	179	42	70	6	9	11	2280	1	5	233,85
195042003	42	40	1" 1/2	207	73,5	104	198	50	70	7	9	14	3122	1	5	297,57
195054003	54	50	2"	245	87,5	110	198	50	70	7	9	14	4600	1	2	368,72
195076003	76,1	65	2" 1/2	334	112	150	270	70	102	9	11	17	9500	1	2	791,28
195088003	88,9	80	3"	384	132	159	270	70	102	9	11	17	13800	1	1	1105,80
195108003*	108	100	4"	470	160	210	405	-	102	-	11	22	25000	1	1	1915,61

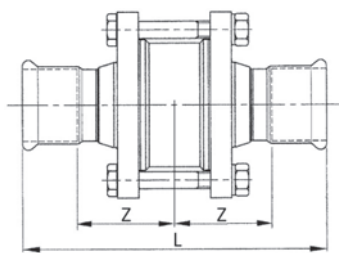
(*) DN 108 con tubo maniglia, with pipe handle, mit Rohrgriff, avec tube-poignée, con mango de tubo

Le condizioni stampigliate sono relative al corpo della valvola. La pressione massima di lavoro delle valvole art. 195/003 = 16 bar. Con flangia per attuator. The marked pressure's conditions are related to the body of the valve. Maximum working pressure for pressfitting valve art. 195/003 = 16 bar. With flange for actuator.

Die markierte Konditionen der Pressfitting entsprechend den Kugelhahnkoerper. Maximaler Arbeitsbetriebsdruck für Kugelhahn 195/003 = 16 bar. Mit Flansch für Stellantrieb.

Les conditions de pressions indiquées sur la presse vannes correspondent au corps de vanne. Pression de service maximale des vannes 195/003 = 16 bar. Avec bride pour actuateur.

Condiciones de presión marcadas están relacionadas con el cuerpo de la válvula. La presión máxima de trabajo de las válvulas art. 195/003 = 16 bar. Con brida para actuator.



195/004

≤54 B 10 11
 76÷108 B 10 12

VALVOLA DI RITEGNO

- NON-RETURN VALVE
- RÜCKSCHLAGVENTIL
- CLAPET ANTI-RETOUR
- VÁLVULA DE RETENCIÓN

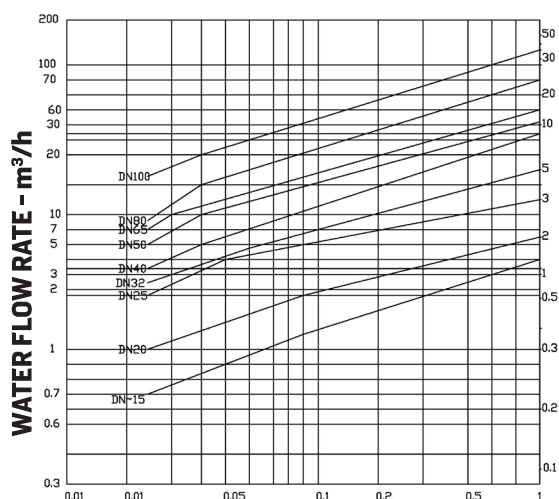
MATERIAL: AISI 316L - 1.4404

O-RING: EPDM nero - black - Schwarz - noir - negro

CODE	De mm	DN	L mm	Z mm	g			€
195015004	15	15	114	37	280	1	10	136,18
195018004	18	15	113	36,5	440	1	10	154,22
195022004	22	20	121	39,5	568	1	10	164,84
195028004	28	25	138	46	763	1	10	206,81
195035004	35	32	158	53	1234	1	10	235,14
195042004	42	40	180	60	1756	1	6	289,75
195054004	54	50	200	65	2406	1	2	398,92
195076004	76,1	65	272	81	5180	1	1	821,00
195088004	88,9	80	299	89,5	7074	1	1	1251,16
195108004	108	100	372	111	12300	1	1	1276,37

Le condizioni stampigliate sono relative al corpo della valvola. La pressione massima di lavoro delle valvole art. 195/004 = 16 bar
 The marked pressure's conditions are related to the body of the valve. Maximum working pressure for pressfitting valve art. 195/004 = 16 bar
 Die markierte Konditionen der Pressfitting entsprechend den Kugelhahnkoerper. Maximaler Arbeitsbetriebsdruck für Kugelhahn 195/004 = 16 bar
 Les conditions de pressions indiquées sur la presse vanne correspondent au corps de vanne. Pression de service maximale des vannes 195/004 = 16 bar.
 Condiciones de presión marcadas están relacionadas con el cuerpo de la válvula. La presión máxima de trabajo de las válvulas art. 195/004 = 16 bar

DIAGRAMMA PERDITA DI CARICO
 PRESSURE LOSS DIAGRAM



DN15-DN100 PRESSURE LOSS - bar

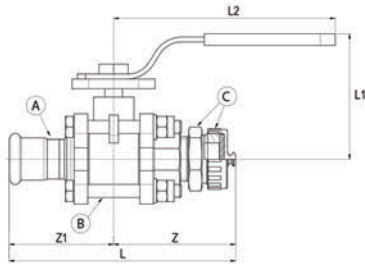
CV / KV PER VALVOLA DI RITEGNO CV / KV FOR NON-RETURN VALVE				DIREZIONE DI FLUSSO FLOW DIRECTION		
DE	DN inch	CV US gallon/min	KV m³/h	↑	↓	→
				Pressione di apertura Opening pressure (mbar)		
15	15 - 1/2"	4,1	3,5	25	21	23
18	15 - 1/2"	4,1	3,5	25	21	23
22	20 - 3/4"	5,1	4,4	25	21	23
28	25 - 1"	14	12	25	21	23
35	32 - 1 1/4"	23,3	20	27	21	24
42	40 - 1 1/2"	30,3	26	29	21	25
54	50 - 2"	37,3	32	29	21	25
76,1	65 - 2 1/2"	70	60	31	21	25
88,9	80 - 3"	81,7	70	32	21	26
108	100 - 4"	140	120	33	21	27

NOTE

Cv = flusso di acqua (a 60°F) in gpm (galloni al minuto) con una pressione differenziale (caduta di pressione) di 1 psi.

Kv = flusso di acqua (tra 5° e 40°) m³/h, con una pressione differenziale (caduta di pressione) di 1 bar.

(1 Kv = 0,86 Cv)



195/008

VALVOLA A SFERA CON PRESA MANICHETTA

- BALL VALVE WITH HOSE CONNECTION
- KUGELHAHN MIT SCHLAUCHANSCHLUSS
- BOISSEAU SPHERIQUE AVEC RACCORD DETUYAU
- VÁLVULA DE BOLA CON CONEXIÓN DELA MANGUERA

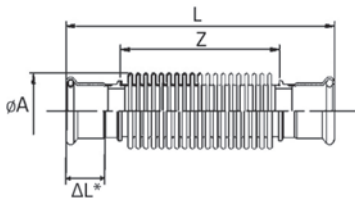
MATERIAL: A-B: AISI 316L - 1.4404
C: ottone - brass - Messing - laitón - latón

O-RING: EPDM nero - black - Schwarz - noir - negro

CODE	De mm	L mm	L1 mm	L2 mm	Z mm	Z1 mm				€
195015008	15 x 3/4"	131,5	72	151	67,5	64	873	1	10	152,28
195022008	22 x 1"	148,5	80	151	73	75,5	1314	1	10	188,07

≤54 B 10 11

76÷108 B 10 12



199

COMPENSATORE DI DILATAZIONE

- EXPANSION COMPENSATOR
- WELLENKOMPENSATOR
- COMPENSATEUR D'EXPANSION
- DILATADOR

MATERIAL: AISI 316L - 1.4404

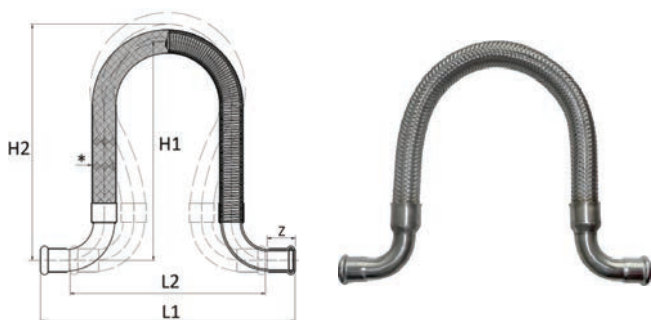
O-RING: EPDM nero - black - Schwarz - noir - negro

CODE	De mm	L mm	ΔL* mm	Cycles**	Z mm	A mm				€
199015000	15	139	16	800	71	22	80	1	100	135,79
199018000	18	143	18	800	74	27	108	1	80	149,35
199022000	22	139	20	800	68	34	130	1	80	166,32
199028000	28	150	22	800	73	41	155	1	40	213,88
199035000	35	177	26	800	90	51	251	1	24	264,77
199042000	42	202	32	800	107	61	440	1	16	315,70
199054000	54	221	36	800	113	71	550	1	12	390,38
NEW 199076000	76,1	278	30	500	180	87	1464	1	1	592,13
NEW 199088000	88,9	314	40	500	235	105	1871	1	1	731,88
NEW 199108000	108	388	50	500	255	131	2845	1	1	848,17

[*] Corsa assiale in compressione - Compression axial stroke - Axialhub in Kompression - Course axiale en compression - Carrera axial en compresión

[**] Numero di cicli di lavoro alla massima compressione - Work cycles number at maximum compression - Anzahl der Zyklen bei einer maximaler Kompression - Nombre de cycles de travail à compression maximale - Número de ciclos de trabajo a máxima compresión

B 10 11



199/001

TUBO FLESSIBILE AD OMEGA

- U-BEND FLEXIBLE PIPE
- FLEXIBLES ECKSTÜCK ZUM EINPRESSEN
- TUBE FLEXIBLE RACCORDS COUDÉS
- FLEXIBLE OMEGA

MATERIAL: AISI 316L – 1.4404
 [*]: rivestimento / covering / Überzug
 revêtement / revestimiento

O-RING: EPDM nero - black - Schwarz - noir - negro

CODE	De mm	L1 mm	L2 mm	H1 mm	H2 mm	Z mm			€
199015001	15	275	165	165	200	20	245	1	170,29
199018001	18	350	170	170	215	20	290	1	177,19
199022001	22	380	195	195	236	21	450	1	188,06
199028001	28	410	230	230	260	23	615	1	198,54
199035001	35	460	255	255	300	26	1080	1	252,69
199042001	42	530	295	295	345	30	1455	1	355,69
199054001	54	625	370	370	410	35	2310	1	498,91

B 10 11



199/002

TUBO FLESSIBILE RETTILINEO

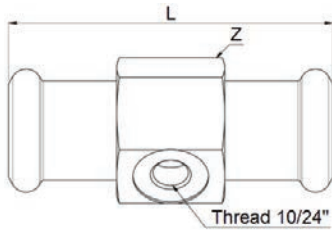
- STRAIGHT FLEXIBLE PIPE
- PANZERSCHLAUCH ZUM EINPRESSEN
- TUBE FLEXIBLE RACCORDS DROIT
- FLEXIBLE RECTO

MATERIAL: AISI 316L – 1.4404
 [*]: rivestimento / covering / Überzug
 revêtement / revestimiento
 AISI 304L – 1.4307

O-RING: EPDM nero - black - Schwarz - noir - negro

CODE	De mm	L mm	Z mm			€
199015002	15	500	20	200	1	127,27
199018002	18	600	20	310	1	137,24
199022002	22	700	21	350	1	143,99
199028002	28	700	23	495	1	167,34
199035002	35	800	26	980	1	212,20
199042002	42	900	30	1280	1	284,11
199054002	54	1100	35	2060	1	428,67

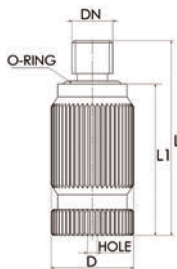
B 10 11

**195/007 U****ATTACCO NEBULIZZATORE**

- NEBULIZER CONNECTION
- VERNEBLER-ANSCHLUSS
- CONNEXION NÉBULISEUR
- CONEXIÓN NEBULIZADOR

MATERIAL: AISI 316L - 1.4404**O-RING:** EPDM nero - black - Schwarz - noir - negro

CODE	De mm	L mm	Z mm	Holes Nr.	g			€
195015017	15	60	24	1 x 10/24"	82	10	200	15,91
195015027	15	60	24	2 x 10/24"	80	10	200	18,02


**195/N****NEBULIZZATORE**

- NEBULIZER
- VERNEBLER
- NÉBULISEUR
- NEBULIZADOR

MATERIAL: AISI 304 - 1.4301**O-RING:** NBR marrone - brown - Braun - brun - marrón

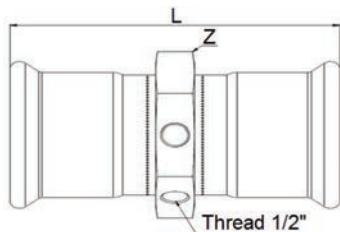
B 10 11

CODE	Hole μ m	DN inch	L1 mm	D mm	L mm	g		€
195000015	15	10/24"	20	9,5	25	10	10	44,37
195000020	20	10/24"	20	9,5	25	10	10	34,86
195000030	30	10/24"	20	9,5	25	10	10	28,22
195000040	40	10/24"	20	9,5	25	10	10	28,22
195000050	50	10/24"	20	9,5	25	10	10	28,22

Esempio applicazione art. 195/007 U / Art. 195/007 U application example

195/007 U

Impianti di nebulizzazione con tubazione \varnothing 15
Atomization systems with \varnothing 15 pipes



195/007

≤54 B 10 11
 76÷108 B 10 12

ATTACCO MULTI STRUMENTO

- MULTIMETER CONNECTION
- MULTI-TOOL-ANSCHLUSS
- CONNEXION MULTI-OUTILLAGE
- CONEXIÓN MULTIPLE HERRAMIENTA

MATERIAL: AISI 316L – 1.4404
O-RING: EPDM nero - black - Schwarz - noir - negro

CODE	De mm	L mm	Z mm	Holes Nr.	g			€
195035007	35	128	60	3 x 1/2"	715	1	10	88,74
195042007	42	135	60	3 x 1/2"	645	1	10	101,30
195054007	54	135	74	3 x 1/2"	874	1	6	118,93
195076007	76,1	189	92	3 x 1/2"	1474	1	3	265,17
195088007	88,9	208	106	3 x 1/2"	1874	1	2	309,36
195108007	108	240	130	3 x 1/2"	2774	1	1	360,58























Con n° 2 tappi maschi ISO 228 per potere chiudere almeno 2 dei 3 attacchi disponibili da 1/2".
 With n° 2 male caps ISO 228 to close at least 2 of the 3 available attacks of 1/2".
 Mit n° 2 männlich Kappen ISO 228 mindestens 2 der 3 verfügbaren Angriffe von 1/2" zu schließen.
 Avec n° 2 mâle casquettes ISO 228 pour fermer au moins 2 des 3 attaques disponibles de 1/2".
 Con n° 2 casquillos macho ISO 228 para cerrar al menos 2 de los 3 ataques disponibles de 1/2".

Esempio applicazione art. 195/007 / Art. 195/007 application example



195/007 Attacco multi strumento (manometri, termometri, etc)
 Multiple purpose instrument inlet (manometers, thermometers, etc.)

Certificazioni / Certifications

ø 15 ÷ 54 mm			PRODUKTE DER GASVERSORGUNG	DG-8531BP0295 (G 5614)	ø 15 – 54 mm
			EDELSTAHLROHR "INOXPRES" - 1.4404	DV-7301BM 3426 (GW 541)	ø 15 – 108 mm
			UNLÖSBARE ROHRVERBINDUNGEN FÜR METALLENE GASLEITUNGEN PRESSVERBINDER AUS EDELSTAHL FÜR EDELSTAHLROHRE = INOXPRES® GAS=	G 2.827 (PG 500, PG 3149)	ø 15 – 108 mm
			UNLÖSBARE ROHRVERBINDUNGEN PRESSVERBINDUNGS-SYSTEM AUS EDELSTAHL INOXPRES GAS	5-088-06 (G 5614)	ø 15 – 54 mm
			RACCORDI A PRESSARE PER GAS - PLUMBING FITTINGS FOR GASES	CA06-00231	ø 15 – 54 mm
			SYSTEM OF STEEL PIPES AND STEEL COMPRESSION FITTINGS INOXPRES GAS	202/C5a/2019 B-01319-19	ø 15 – 108mm
			STAINLESS STEEL GAS PRESSFITTINGS FOR STAINLESS STEEL PIPES	C-16-3743-A	ø 15 – 54 mm
ø 76 ÷ 108 mm			EDELSTAHLROHR "INOXPRES" - 1.4404	DV-7301BM 3426 (GW 541)	ø 15 – 108 mm
			PRODUKTE DER GASVERSORGUNG	DG-8531CL0163 (G 5614)	ø 76 – 108 mm
			UNLÖSBARE ROHRVERBINDUNGEN FÜR METALLENE GASLEITUNGEN PRESSVERBINDER AUS EDELSTAHL FÜR EDELSTAHLROHRE = INOXPRES® GAS=	G 2.827 (PG 500, PG 314)	ø 15 – 108 mm
			SYSTEM OF STEEL PIPES AND STEEL COMPRESSION FITTINGS INOXPRES GAS	202/C5a/2019 B-01319-19	ø 15 – 108 mm

Campi di applicazione / Fields of application


inoxPRES® GAS



Gas metano / GPL
Natural gas / LPG

inoxPRES® GAS O-ring HNBR-NBR

Giallo | Yellow | Gelb | Jaune | Amarillo





116/200
≤54 B 30 31
76÷108 B 30 32
TUBO PER GAS

- PIPE FOR GAS
- ROHR FÜR GAS
- TUBE POUR LE GAZ
- TUBO PARA EL GAS

NORM: EN 10217-7 (DIN 17455) - EN 10312

Mat. Nr.: 1.4404 (AISI 316L) L=6 m
Crudo - Not annealed - Ungeglüht - Non-hypertrempé - Crudo

CODE	Dimensions mm x mm	Ø int mm	L m	 kg/m	Volume l/m	Minimum package m	Bundle m	€/m
116015200	15 x 1,0	13	6	0,351	0,133	60	1014	9,18
116018200	18 x 1,0	16	6	0,426	0,201	60	1014	10,44
116022200	22 x 1,2	19,6	6	0,625	0,302	60	762	14,55
116028200	28 x 1,2	25,6	6	0,805	0,514	30	546	18,36
116035200	35 x 1,5	32	6	1,258	0,804	30	546	27,74
116042200	42 x 1,5	39	6	1,521	1,194	30	366	33,14
116054200	54 x 1,5	51	6	1,972	2,042	30	366	42,57
116076200	* 76,1 x 2,0	72,1	6	3,711	4,080	6	114	77,85
116088200	* 88,9 x 2,0	84,9	6	4,352	5,660	6	114	90,12
116108200	* 108 x 2,0	104	6	5,308	8,490	6	114	110,86


(*) DN 76,1-88-108 Solo DVGW-ÖVGW-SZU - Only DVGW-ÖVGW-SZU - Nur DVGW-ÖVGW-SZU - Seulement DVGW-ÖVGW-SZU - Sólo DVGW-ÖVGW-SZU


116/300
≤54 B 30 31
76÷108 B 30 32
TUBO PER GAS

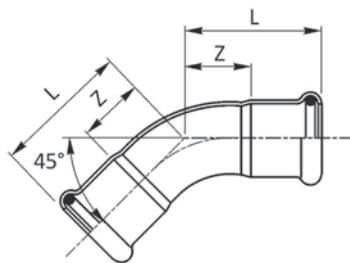
- PIPE FOR GAS
- ROHR FÜR GAS
- TUBE POUR LE GAZ
- TUBO PARA EL GAS

NORM: EN 10217-7 (DIN 17455) - EN 10312

Mat. Nr.: 1.4404 (AISI 316L) L=6 m
Ricotto - Annealed - Geglüht - Hypertrempé - Recocido

CODE	Dimensions mm x mm	Ø int mm	L m	 kg/m	Volume l/m	Minimum package m	Bundle m	€/m
116015300	15 x 1,0	13	6	0,351	0,133	60	1014	13,01
116018300	18 x 1,0	16	6	0,426	0,201	60	1014	13,98
116022300	22 x 1,2	19,6	6	0,625	0,302	60	762	18,76
116028300	28 x 1,2	25,6	6	0,805	0,514	30	546	23,02
116035300	35 x 1,5	32	6	1,258	0,804	30	546	33,91
116042300	42 x 1,5	39	6	1,521	1,194	30	366	40,66
116054300	54 x 1,5	51	6	1,972	2,042	30	366	51,56
116076300	* 76,1 x 2,0	72,1	6	3,711	4,080	6	114	94,29
116088300	* 88,9 x 2,0	84,9	6	4,352	5,660	6	114	110,64
116108300	* 108 x 2,0	104	6	5,308	8,490	6	114	135,78

(*) DN 76,1-88-108 Solo DVGW-ÖVGW-SZU - Only DVGW-ÖVGW-SZU - Nur DVGW-ÖVGW-SZU - Seulement DVGW-ÖVGW-SZU - Sólo DVGW-ÖVGW-SZU

**181/450 G**



≤54 B1013

76÷108 B1014

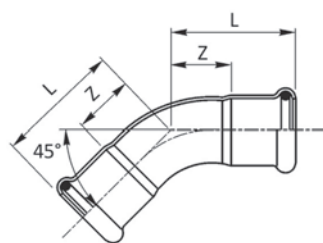
CURVA 45° FF

- 45° ELBOW FF
- BOGEN 45° II
- COUDE FF 45°
- CURVA 45° HH

MATERIAL: AISI 316L – 1.4404**O-RING:** NBR-HNBR giallo - yellow - Gelb - jaune - amarillo

CODE	De mm	Radius	L mm	Z mm	 g		€
181015450G	15	1,5 De	36	16	50	4	13,76
181018450G	18	1,5 De	37	17	64	4	15,23
181022450G	22	1,5 De	41	20	82	4	17,69
181028450G	28	1,5 De	47	24	112	4	21,28
181035450G	35	1,2 De	43	17	127	1	24,24
181042450G	42	1,2 De	51	21	177	1	39,26
181054450G	54	1,2 De	62	30	273	1	50,40
181076450G*	76,1	1,2 De	131,5	76,5	900	1	170,49
181088450G*	88,9	1,2 De	144	84	1250	1	203,15
181108450G*	108	1,2 De	169	94	1700	1	277,01

[*] DN 76,1-88-108 Solo DVGW-ÖVGW-SZU - Only DVGW-ÖVGW-SZU - Nur DVGW-ÖVGW-SZU - Seulement DVGW-ÖVGW-SZU - Sólo DVGW-ÖVGW-SZU



NEW



181/450C G

B1013


CURVA 45° FF - RAGGIO STRETTO

- 45° ELBOW FF - SHORT RADIUS
- BOGEN 45° II - KURZER RADIUS
- COUDE FF 45° - RAYON COURT
- CURVA 45° HH - RADIO CORTO

MATERIAL: AISI 316L – 1.4404**O-RING:** NBR giallo - yellow - Gelb - jaune - amarillo

CODE	De mm	Radius	L mm	Z mm	 g		€
181015450CG*	15	1,2 De	27,5	7,5	39	4	13,26
181018450CG*	18	1,2 De	29,5	9,5	48	4	14,67
181022450CG*	22	1,2 De	32	11	63	4	17,04
181028450CG*	28	1,2 De	37	14	90	4	20,50



[*] Disponibile dal 31/03/2021 - available from 31/03/2021 - Ab dem 31/03/2021 lagernd - disponible à partir du 31/03/2021 - disponible a partir del 31/03/2021


181/451 G
≤54 B 10 13
76÷108 B 10 14
CURVA 45° MF

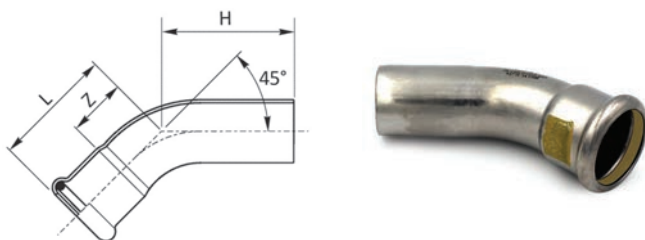
- 45° ELBOW MF
- BOGEN 45° IA
- COUDE MF 45°
- CURVA 45° HM

MATERIAL: AISI 316L - 1.4404

O-RING: NBR-HNBR giallo - yellow - Gelb - jaune - amarillo

CODE	De mm	Radius	L mm	H mm	Z mm	 g		€
181015451G	15	1,5 De	36	49	16	50	4	13,76
181018451G	18	1,5 De	37	43	17	64	4	14,73
181022451G	22	1,5 De	41	48	20	82	4	16,70
181028451G	28	1,5 De	47	54,5	22	112	4	19,87
181035451G	35	1,2 De	43	57,5	17	132	1	22,57
181042451G	42	1,2 De	51	72	21	196	1	37,83
181054451G	54	1,2 De	62	82	26	296	1	48,46
181076451G*	76,1	1,2 De	131,5	149	76,5	900	1	156,41
181088451G*	88,9	1,2 De	144	159	84	1250	1	186,71
181108451G*	108	1,2 De	169	199	94	1700	1	255,01



[*] DN 76,1-88-108 Solo DVGW-ÖVGW-SZU - Only DVGW-ÖVGW-SZU - Nur DVGW-ÖVGW-SZU - Seulement DVGW-ÖVGW-SZU - Sólo DVGW-ÖVGW-SZU


NEW
181/451C G
B 10 13
CURVA 45° MF - RAGGIO STRETTO

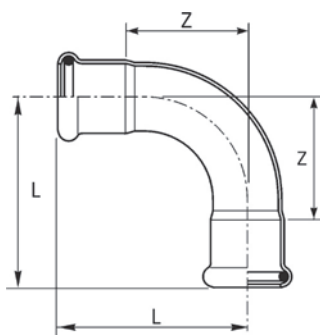
- 45° ELBOW MF - SHORT RADIUS
- BOGEN 45° IA - KURZER RADIUS
- COUDE MF 45° - RAYON COURT
- CURVA 45° HM - RADIO CORTO

MATERIAL: AISI 316L - 1.4404

O-RING: NBR giallo - yellow - Gelb - jaune - amarillo

CODE	De mm	Radius	L mm	H mm	Z mm	 g		€
181015451CG*	15	1,2 De	27,5	36	7,5	38	4	13,26
181018451CG*	18	1,2 De	29,5	38	9,5	47	4	14,19
181022451CG*	22	1,2 De	32	42	11	63	4	16,09
181028451CG*	28	1,2 De	37	46	14	90	4	19,14

[*] Disponibile dal 31/03/2021 - available from 31/03/2021 - Ab dem 31/03/2021 lagernd - disponible à partir du 31/03/2021 - disponible a partir del 31/03/2021

**181/900 G**

≤54 B1013

76÷108 B1014

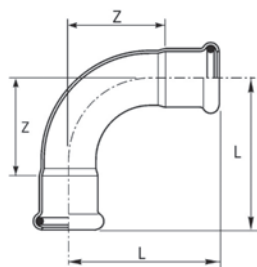
CURVA 90° FF

- 90° ELBOW FF
- BOGEN 90° II
- COUDE FF 90°
- CURVA 90° HH

MATERIAL: AISI 316L - 1.4404**O-RING:** NBR-HNBR giallo - yellow - Gelb - jaune - amarillo

CODE	De mm	Radius	L mm	Z mm	g	€
181015900G	15	1,5 De	50	30	58	10,50
181018900G	18	1,5 De	54	34	72	12,02
181022900G	22	1,5 De	60	39	102	14,50
181028900G	28	1,5 De	73	50	143	19,32
181035900G	35	1,2 De	68	42	162	30,15
181042900G	42	1,2 De	80	50	231	51,79
181054900G	54	1,2 De	100	64	367	72,25
181076900G*	76,1	1,2 De	160	105	1150	173,46
181088900G*	88,9	1,2 De	182	122	1580	210,98
181108900G*	108	1,2 De	220	145	2250	287,79

[*] DN 76,1-88-108 Solo DVGW-ÖVGW-SZU - Only DVGW-ÖVGW-SZU - Nur DVGW-ÖVGW-SZU - Seulement DVGW-ÖVGW-SZU - Sólo DVGW-ÖVGW-SZU



NEW

181/900C G

B1013

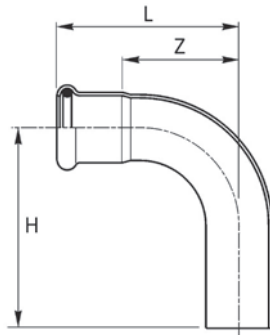
CURVA 90° FF - RAGGIO STRETTO

- 90° ELBOW FF - SHORT RADIUS
- BOGEN 90° II - KURZER RADIUS
- COUDE FF 90° - RAYON COURT
- CURVA 90° HH - RADIO CORTO

MATERIAL: AISI 316L - 1.4404**O-RING:** NBR giallo - yellow - Gelb - jaune - amarillo

CODE	De mm	Radius	L mm	Z mm	g	€
181015900CG*	15	1,2 De	38	18	46	10,12
181018900CG*	18	1,2 De	41,5	21,5	58	11,58
181022900CG*	22	1,2 De	47	26	78	13,97
181028900CG*	28	1,2 De	56	33	116	18,61

[*] Disponibile dal 31/03/2021 - available from 31/03/2021 - Ab dem 31/03/2021 lagernd - disponible à partir du 31/03/2021 - disponible a partir del 31/03/2021



181/901 G



≤54 B 10 13
76÷108 B 10 14

CURVA 90° MF

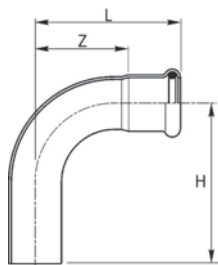
- 90° ELBOW MF
- BOGEN 90° IA
- COUDE MF 90°
- CURVA 90° HM

MATERIAL: AISI 316L - 1.4404

O-RING: NBR-HNBR giallo - yellow - Gelb - jaune - amarillo

CODE	De mm	Radius	L mm	H mm	Z mm			€
181015901G	15	1,5 De	50	63	30	58	4	11,01
181018901G	18	1,5 De	54	63	34	72	4	12,52
181022901G	22	1,5 De	60	71	39	102	4	15,01
181028901G	28	1,5 De	73	81	50	143	4	18,82
181035901G	35	1,2 De	68	82	42	176	1	27,62
181042901G	42	1,2 De	80	101	50	253	1	50,14
181054901G	54	1,2 De	100	120	64	390	1	72,67
181076901G*	76,1	1,2 De	160	180	105	1150	1	178,39
181088901G*	88,9	1,2 De	182	197	122	1580	1	217,02
181108901G*	108	1,2 De	220	236	145	2250	1	296,01

[*] DN 76,1-88-108 Solo DVGW-ÖVGW-SZU - Only DVGW-ÖVGW-SZU - Nur DVGW-ÖVGW-SZU - Seulement DVGW-ÖVGW-SZU - Sólo DVGW-ÖVGW-SZU



NEW

181/901C G



B 10 13

CURVA 90° MF - RAGGIO STRETTO

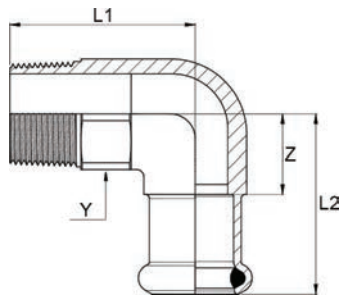
- 90° ELBOW MF - SHORT RADIUS
- BOGEN 90° IA - KURZER RADIUS
- COUDE MF 90° - RAYON COURT
- CURVA 90° HM - RADIO CORTO

MATERIAL: AISI 316L - 1.4404

O-RING: NBR giallo - yellow - Gelb - jaune - amarillo



CODE	De mm	Radius	L mm	H mm	Z mm			€
181015901CG*	15	1,2 De	38	48	18	46	4	10,61
181018901CG*	18	1,2 De	41,5	48,5	21,5	56	4	12,06
181022901CG*	22	1,2 De	47	57	26	79	4	14,46
181028901CG*	28	1,2 De	56	64	33	115	4	18,13

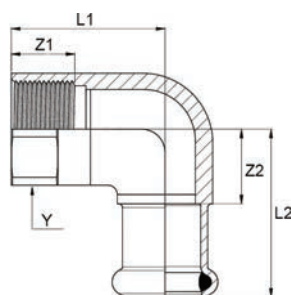
[*] Disponibile dal 31/03/2021 - available from 31/03/2021 - Ab dem 31/03/2021 lagernd - disponible à partir du 31/03/2021 - disponible a partir del 31/03/2021

**197 G****B1013****GOMITO MISTO 90° FILETTO M**

- ELBOW ADAPTER 90° WITH MALE THREAD
- ÜBERGANGSWINKEL 90° AG
- EQUERRE 90° AVEC FILETAGE M
- CODO MACHO



MATERIAL: AISI 316L - 1.4404**O-RING:** NBR-HNBR giallo - yellow - Gelb - jaune - amarillo**THREAD:** EN 10226-1 (ex ISO 7/1)

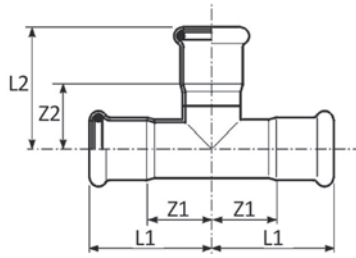
CODE	De x R mm x inch	L1 mm	L2 mm	Z mm	Y mm			€
197102015G	15 x 1/2"	37	36	16	22	87	4	19,73
197102018G	18 x 1/2"	37	36	16	22	93	4	21,36
197304022G	22 x 3/4"	44	43	22	28	164	4	27,43
197304028G	28 x 3/4"	44	45	22	28	195	4	41,92
197100028G	28 x 1"	56	50	27	36	332	4	37,43
197114035G	35 x 1"1/4	63	76,5	50,5	46	476	1	53,75
197112042G	42 x 1"1/2	67,5	80	50	50	533	1	90,49
197200054G	54 x 2"	78,5	91,5	56	65	899	1	114,91

**198 G****B1013****GOMITO MISTO 90° FILETTO F**

- ELBOW ADAPTER 90° WITH FEMALE THREAD
- ÜBERGANGSWINKEL 90° IG
- EQUERRE 90° AVEC FILETAGE F
- CODO HEMBRA

MATERIAL: AISI 316L - 1.4404**O-RING:** NBR-HNBR giallo - yellow - Gelb - jaune - amarillo**THREAD:** EN 10226-1 (ex ISO 7/1)



CODE	De x Rp mm x inch	L1 mm	L2 mm	Z1 mm	Z2 mm	Y mm			€
198102015G	15 x 1/2"	33	36	15	16	24	92	4	22,60
198102018G	18 x 1/2"	33	36	15	16	24	99	4	25,98
198304022G	22 x 3/4"	38	43	19	22	30	154	4	31,69
198102028G	28 x 1/2"	33	39	15	16	24	126	4	30,92
198100028G	28 x 1"	48	50	21	27	38	309	4	41,37
198114035G	35 x 1"1/4	48	70,5	21	50,5	46	379	1	68,19
198112042G	42 x 1"1/2	51	80	21	50	50	390	1	74,28
198200054G	54 x 2"	66	92	26	56	65	749	1	86,62


182 G
≤54 B 10 13
76÷108 B 10 14
“T”

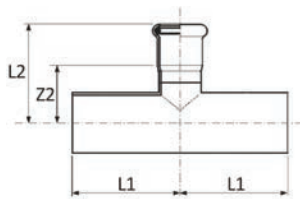
- EQUAL TEE
- T-STÜCK
- TÉ ÉGAL
- TE IGUAL HHH

MATERIAL: AISI 316L – 1.4404

O-RING: NBR-HNBR giallo - yellow - Gelb - jaune - amarillo

CODE	De mm	L1 mm	L2 mm	Z1 mm	Z2 mm	 g		€
182015000G	15	34	39	14	19	67	4	18,21
182018000G	18	37	41	16	21	80	4	21,29
182022000G	22	39	45	18	24	106	4	22,40
182028000G	28	44	50	21	27	145	4	26,94
182035000G	35	51	57	25	31	201	1	33,57
182042000G	42	59	65	28	35	260	1	47,48
182054000G	54	70	77	34	42	404	1	56,60
182076000G*	76,1	108	118	53	63	1275	1	325,56
182088000G*	88,9	132	131	72	71	1535	1	356,46
182108000G*	108	155	159	74	84	2115	1	439,36



[*] DN 76,1-88-108 Solo DVGW-ÖVGW-SZU - Only DVGW-ÖVGW-SZU - Nur DVGW-ÖVGW-SZU - Seulement DVGW-ÖVGW-SZU - Sólo DVGW-ÖVGW-SZU

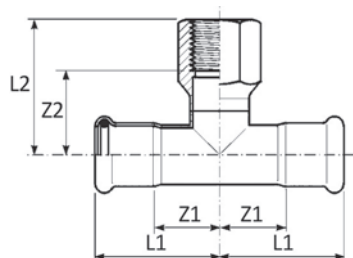

188 G
B 10 13
“T” RIDOTTO MFM

- REDUCING TEE MFM
- T-STÜCK MIT REDUZIERTEM ABGANG A/I/A
- TÉ RÉDUIT MFM
- TE REDUCIDA MHM

MATERIAL: AISI 316L – 1.4404

O-RING: NBR-HNBR giallo - yellow - Gelb - jaune - amarillo

CODE	De mm	L1 mm	L2 mm	Z2 mm	 g		€
188028022G	28 x 22 x 28	52,5	47	26	138	4	40,97
188035022G	35 x 22 x 35	60	50,5	29,5	181	1	46,26
188035028G	35 x 28 x 35	60	53,5	30,5	193	1	50,57
188042028G	42 x 28 x 42	69	57	34	256	1	56,13
188054028G	54 x 28 x 28	73,5	64,5	41,5	334	1	63,67



189 G

≤54 B1013

76÷108 B1014

"T" CON DERIVAZIONE FILETTO F

- BRANCH TEE FEMALE BSP OUTLET
- T-STÜCK MIT ABGANG IG
- TÉ MIXTE AVEC FILETAGE F
- TE HEMBRA ROSCADA

MATERIAL: AISI 316L - 1.4404

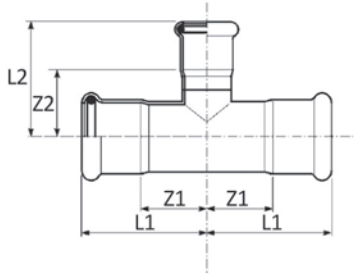
O-RING: NBR-HNBR giallo - yellow - Gelb - jaune - amarillo

THREAD: EN 10226-1 (ex ISO 7/1)

CODE	De x Rp x De mm x inch x mm	L1 mm	L2 mm	Z1 mm	Z2 mm			€
189102015G **	15 x 1/2" x 15	36,5	22,5	16,5	8,5	117	4	20,47
189102018G **	18 x 1/2" x 18	36	24	16	10	128	4	21,00
189304018G **	18 x 3/4" x 18	38,5	26	18,5	11	147	4	23,09
189102022G **	22 x 1/2" x 22	39	26	18	12	159	4	22,46
189304022G **	22 x 3/4" x 22	41,5	30	20,5	14	184	4	25,64
189102028G **	28 x 1/2" x 28	44	29	21	15	217	4	24,71
189304028G **	28 x 3/4" x 28	44	30	21	14	221	4	29,37
189102035G	35 x 1/2" x 35	51	51	25	36	197	1	29,62
189304035G	35 x 3/4" x 35	51	54	25	37	205	1	35,91
189102042G	42 x 1/2" x 42	59	54	29	39	271	1	35,91
189304042G	42 x 3/4" x 42	59	57	29	41	277	1	39,35
189102054G	54 x 1/2" x 54	70	61	34	46	377	1	43,42
189304054G	54 x 3/4" x 54	70	64	34	48	391	1	47,05
189200054G	54 x 2" x 54	70	81	34	55	838	1	94,59
189304076G*	76,1 x 3/4" x 76,1	108	77	53	60	1040	1	284,93
189200076G*	76,1 x 2" x 76,1	108	93	53	67	1495	1	311,57
189304088G*	88,9 x 3/4" x 88,9	132	84	72	67	1255	1	307,38
189200088G*	88,9 x 2" x 88,9	132	100	72	74	1720	1	323,55
189304108G*	108 x 3/4" x 108	155	94	74	77	1700	1	376,73
189200108G*	108 x 2" x 108	155	110	74	84	2160	1	399,39

[*] DN 76,1-88-108 Solo DVGW-ÖVGW-SZU - Only DVGW-ÖVGW-SZU - Nur DVGW-ÖVGW-SZU - Seulement DVGW-ÖVGW-SZU - Sólo DVGW-ÖVGW-SZU

[**] senza saldatura - seamless - nahtlos - sans soudure - sin soldadura


192 G
≤54 B 10 13
76÷108 B 10 14
“T” RIDOTTO

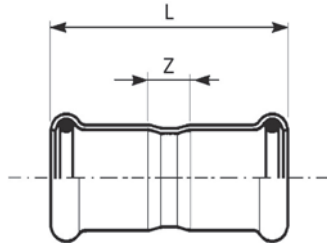
- REDUCING TEE
- T-STÜCK MIT REDUZIERTEM ABGANG
- TÉ RÉDUIT
- TE REDUCIDA HHH

MATERIAL: AISI 316L - 1.4404

O-RING: NBR-HNBR giallo - yellow - Gelb - jaune - amarillo

CODE	De mm	L1 mm	L2 mm	Z1 mm	Z2 mm			€
192018015G	18 x 15 x 18	37	41	16	21	80	4	17,93
192022015G	22 x 15 x 22	39	43	18	23	95	4	18,75
192022018G	22 x 18 x 22	39	44	18	23	98	4	19,74
192028015G	28 x 15 x 28	44	46	21	26	126	4	22,32
192028018G	28 x 18 x 28	44	46	21	26	130	4	23,38
192028022G	28 x 22 x 28	44	47	21	26	135	4	24,92
192035015G	35 x 15 x 35	51	49	25	29	158	1	29,09
192035018G	35 x 18 x 35	51	50	25	30	163	1	29,51
192035022G	35 x 22 x 35	51	51	25	30	167	1	30,41
192035028G	35 x 28 x 35	51	54	25	31	171	1	31,64
192042022G	42 x 22 x 42	59	54	29	33	237	1	43,59
192042028G	42 x 28 x 42	59	57	29	34	243	1	44,60
192042035G	42 x 35 x 42	59	61	29	35	272	1	45,58
192054022G	54 x 22 x 54	70	62	34	41	340	1	48,09
192054028G	54 x 28 x 54	70	65	34	42	345	1	50,09
192054035G	54 x 35 x 54	70	68	34	42	361	1	51,08
192054042G	54 x 42 x 54	70	72	34	42	376	1	54,73
192076054G*	76,1 x 54 x 76,1	108	90	53	55	1065	1	340,00
192088028G	88,9 x 28 x 88,9	132	84	72	61	1225	1	285,61
192088054G*	88,9 x 54 x 88,9	132	97	72	62	1280	1	348,03
192088076G*	88,9 x 76,1 x 88,9	132	125	72	70	1485	1	371,16
192108028G	108 x 28 x 108	155	94	74	71	1670	1	303,98
192108076G*	108 x 76,1 x 108	155	135	74	80	1930	1	397,39
192108088G*	108 x 88,9 x 108	155	141	74	81	1965	1	459,07

[*] DN 76,1-88-108 Solo DVGW-ÖVGW-SZU - Only DVGW-ÖVGW-SZU - Nur DVGW-ÖVGW-SZU - Seulement DVGW-ÖVGW-SZU - Sólo DVGW-ÖVGW-SZU



**183/000 G**

≤54	B 10 13
76÷108	B 10 14

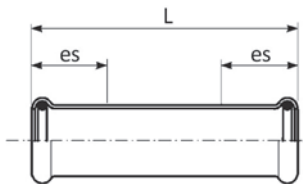
MANICOTTO

- COUPLING
- MUFFE
- MANCHON
- MANGUITO HH

MATERIAL: AISI 316L - 1.4404**O-RING:** NBR-HNBR giallo - yellow - Gelb - jaune - amarillo

CODE	De mm	L mm	Z mm			€
183015000G	15	49	9	35	4	7,11
183018000G	18	50	10	42	4	8,11
183022000G	22	53	11	54	4	9,34
183028000G	28	56	10	71	4	10,68
183035000G	35	63	10	97	1	13,51
183042000G	42	72	12	136	1	18,32
183054000G	54	83	13	198	1	22,21
183076000G*	76,1	142	32	635	1	109,61
183088000G*	88,9	166	46	765	1	125,21
183108000G*	108	203	41	1170	1	159,23

[*] DN 76,1-88-108 Solo DVGW-ÖVGW-SZU - Only DVGW-ÖVGW-SZU - Nur DVGW-ÖVGW-SZU - Seulement DVGW-ÖVGW-SZU - Sólo DVGW-ÖVGW-SZU



**183/001 G**

≤54	B 10 13
76÷108	B 10 14

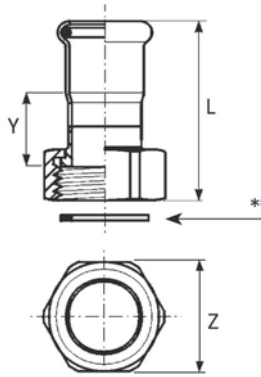
MANICOTTO PASSANTE

- SLIP COUPLING
- SCHIEBEMUFFE
- MANCHON LONG
- MANGUITO SIN TOPE

MATERIAL: AISI 316L - 1.4404**O-RING:** NBR-HNBR giallo - yellow - Gelb - jaune - amarillo

CODE	De mm	L mm	es mm			€
183015001G	15	69	25	56	4	13,94
183018001G	18	73	25	65	4	14,54
183022001G	22	79	25	85	4	16,88
183028001G	28	88,5	30	118	4	19,78
183035001G	35	102,5	30	141	1	25,42
183042001G	42	117,5	40	234	1	29,57
183054001G	54	139	40	321	1	37,83
183076001G*	76,1	230	60	940	1	306,01
183088001G*	88,9	260	70	1240	1	347,70
183108001G*	108	310	80	1835	1	430,13

[*] DN 76,1-88-108 Solo DVGW-ÖVGW-SZU - Only DVGW-ÖVGW-SZU - Nur DVGW-ÖVGW-SZU - Seulement DVGW-ÖVGW-SZU - Sólo DVGW-ÖVGW-SZU

B 10 13

183/002 G
MANICOTTO CON DADO FOLLE

- VALVE CONNECTOR
- ANSCHLUSSVERSCHRAUBUNG
- RACCORD ÉCROU LIBRE
- RÁCOR DOS PIEZAS

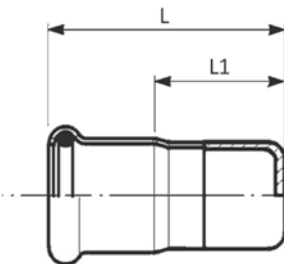
MATERIAL: AISI 316L - 1.4404

O-RING: NBR-HNBR giallo - yellow - Gelb - jaune - amarillo

GASKET: [*]: NBR giallo - yellow - Gelb - jaune - amarillo

THREAD: ISO 228/1 (ex DIN 259)

CODE	De x G mm x inch	L mm	Z mm	Y mm	Gasket mm			€
183015012G	15 x 1/2"	48,5	27	23	18x10 thk 2,5	83	4	21,18
183015002G	15 x 3/4"	56	30	26	24x14 thk 2,5	66	4	21,40
183018012G	18 x 1/2"	49	27	23,5	18x10 thk 2,5	91	4	23,43
183018002G	18 x 3/4"	50	30	23	24x14 thk 2,5	65	4	23,46
183022012G	22 x 3/4"	50	30	19,5	24x14 thk 2,5	78	4	27,52
183022002G	22 x 1"	52	35	23	30x20 thk 2,5	87	4	27,51
183028012G	28 x 1"	52	36	19,5	30x20 thk 2,5	105	4	34,14
183028002G	28 x 1 1/4"	57	46	25	39x27 thk 2,5	136	4	34,14
183035012G	35 x 1 1/4"	57,5	46	20,5	39x27 thk 2,5	163	1	38,75
183035002G	35 x 1 1/2"	63	52	26	44,5x34 thk 2,5	186	1	38,75
183042022G	42 x 1 1/2"	63,5	52	21	44,5x34 thk 2,5	217	1	52,29
183042012G	42 x 1 3/4"	68	58	27	50,5x40 thk 2,5	223	1	52,29
183042002G	42 x 2"	68	64	27	56x42 thk 2,5	266	1	68,78
183054022G	54 x 2"	72	67	23	56x42 thk 2,5	301	1	62,99
183054012G	54 x 2 3/8"	77	75	30	65,5x53,5 thk 3	375	1	70,34
183054002G	54 x 2 1/2"	77	81	30	71,5x53 thk 3	439	1	98,34


183/003 G
TAPPO DI CHIUSURA

- STOP END
- VERSCHLUSSKAPPE
- BOUCHON D'OBTURATION
- TAPÓN

MATERIAL: AISI 316L - 1.4404

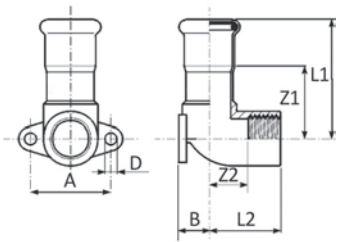
O-RING: NBR-HNBR giallo - yellow - Gelb - jaune - amarillo

≤54 B 10 13
76÷108 B 10 14

CODE	De mm	L mm	L1 mm			€
183015003G	15	44	24	32	4	9,93
183018003G	18	44	24	38	4	10,34
183022003G	22	45	24	51	4	12,01
183028003G	28	48	25	68	4	16,54
183035003G	35	52	26	95	1	18,86
183042003G	42	56	26	126	1	28,97
183054003G	54	62	27	185	1	34,16
183076003G*	76,1	93	38	540	1	72,92
183088003G*	88,9	99	39	630	1	88,65
183108003G*	108	117	42	935	1	109,00

[*] DN 76,1-88-108 Solo DVGW-ÖVGW-SZU - Only DVGW-ÖVGW-SZU - Nur DVGW-ÖVGW-SZU - Seulement DVGW-ÖVGW-SZU - Sólo DVGW-ÖVGW-SZU

B1013



185/000 G



GOMITO MISTO 90° FF

- WALL PLATE ELBOW 90° FF
- DECKENWINKEL 90° I/I
- EQUERRE 90° FF
- CODO PLACA HH

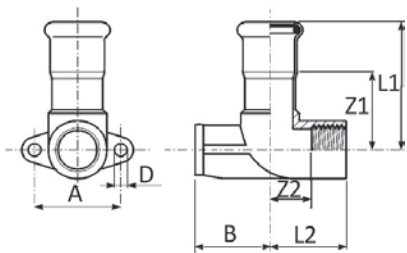
MATERIAL: AISI 316L - 1.4404

O-RING: NBR-HNBR giallo - yellow - Gelb - jaune - amarillo

THREAD: EN 10226-1 (ex ISO 7/1)

CODE	De x Rp mm x inch	L1 mm	L2 mm	Z1 mm	Z2 mm	A mm	B mm	D mm			€
185102015G	15 x 1/2"	50	30	30	17	34	13	5	98	4	25,23
185102018G	18 x 1/2"	51	30	31	17	34	13	5	109	4	26,19
185304022G	22 x 3/4"	55	34	34	19	40	17	6	166	4	37,63

B1013



185/001 G



GOMITO MISTO 90° FF CON DISTANZIALE

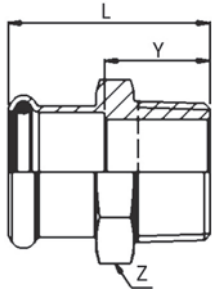
- EXTENSION WALL PLATE ELBOW 90° FF
- DECKENWINKEL 90°/W - I/I
- EQUERRE 90° FF AVEC SUPPORT D'AVANCEMENT
- CODO PLACA HH CON ESPACIADOR

MATERIAL: AISI 316L - 1.4404

O-RING: NBR-HNBR giallo - yellow - Gelb - jaune - amarillo

THREAD: EN 10226-1 (ex ISO 7/1)

CODE	De x Rp mm x inch	L1 mm	L2 mm	Z1 mm	Z2 mm	A mm	B mm	D mm			€
185100122G	22 x 1"	59	35	38	15	50	30	6,5	252	4	41,82
185100128G	28 x 1"	62	35	39	15	50	30	6,5	264	4	41,82




187 G
≤54 B 10 13
76÷108 B 10 14
**MANICOTTO MISTO
FILETTO M**

- MALE ADAPTER
- ÜBERGANGSSTÜCK MIT AG
- RACCORD AVEC FILETAGE MALE
- UNIÓN MACHO

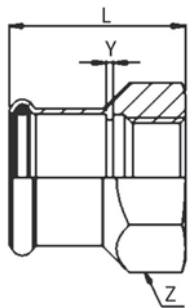
MATERIAL: AISI 316L - 1.4404

O-RING: NBR-HNBR giallo - yellow - Gelb -
jaune - amarillo

THREAD: EN 10226-1 (ex ISO 7/1)

CODE	Dex R mm x inch	L mm	Z mm	Y mm			€
187308015G	15 x 3/8"	38	24	18	46	4	17,34
187102015G	15 x 1/2"	41	24	21	54	4	17,92
187304015G	15 x 3/4"	43	30	23	101	4	18,21
187102018G	18 x 1/2"	41	27	21	58	4	19,51
187304018G	18 x 3/4"	44	30	24	94	4	20,01
187102022G	22 x 1/2"	42	32	21	83	4	21,22
187304022G	22 x 3/4"	44	32	23	89	4	21,97
187100022G	22 x 1"	46	36	25	154	4	26,14
187304028G	28 x 3/4"	47	38	24	114	4	29,79
187100028G	28 x 1"	48	38	25	123	4	31,65
187114028G	28 x 1 1/4"	53	46	30	248	4	38,72
187100035G	35 x 1"	52	45	25	173	1	36,00
187114035G	35 x 1 1/4"	55	46	28	180	1	41,86
187112035G	35 x 1 1/2"	55	50	28	278	1	49,36
187114042G	42 x 1 1/4"	59	54	28	240	1	56,08
187112042G	42 x 1 1/2"	59	55	28	236	1	60,82
187112054G	54 x 1 1/2"	65	65	29	356	1	81,19
187200054G	54 x 2"	71	65	35	362	1	85,45
187212076G*	76,1 x 2 1/2"	98	83	43	769	1	357,44
187300088G*	88,9 x 3"	111	98	51	1218	1	534,04
187400108G*	108 x 4"	132	118	57	1842	1	614,79

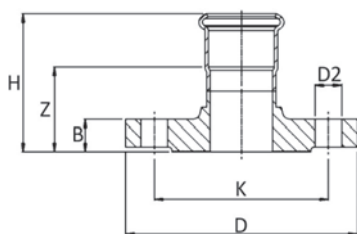
[*] DN 76,1-88-108 Solo DVGW-ÖVGW-SZU - Only DVGW-ÖVGW-SZU - Nur DVGW-ÖVGW-SZU - Seulement DVGW-ÖVGW-SZU - Sólo DVGW-ÖVGW-SZU

**190 G****B1013****MANICOTTO MISTO FILETTO F**

- FEMALE ADAPTER
- ÜBERGANGSSTÜCK MIT IG
- RACCORD AVEC FILETAGE FEMELLE
- UNIÓN HEMBRA

MATERIAL: AISI 316L - 1.4404
O-RING: NBR-HNBR giallo - yellow - Gelb - jaune - amarillo
THREAD: EN 10226-1 (ex ISO 7/1)

CODE	De x Rp mm x inch	L mm	Z mm	Y mm			€
190102015G	15 x 1/2"	38	27	2	64	4	19,29
190304015G	15 x 3/4"	39	32	2	75	4	20,15
190102018G	18 x 1/2"	38	27	2	89	4	20,36
190304018G	18 x 3/4"	39	32	2	80	4	21,31
190102022G	22 x 1/2"	39	32	2	99	4	21,62
190304022G	22 x 3/4"	40	32	2	82	4	25,36
190100022G	22 x 1"	43	41	2	148	4	29,97
190304028G	28 x 3/4"	42	38	2	130	4	28,95
190100028G	28 x 1"	45	41	2	158	4	39,66
190114028G	28 x 1 1/4"	48	46	2	148	4	44,05
190100035G	35 x 1"	49	46	2	216	1	38,15
190114035G	35 x 1 1/4"	52	46	2	170	1	43,26
190112035G	35 x 1 1/2"	52	55	2	284	1	49,47
190114042G	42 x 1 1/4"	56	55	2	259	1	48,95
190112042G	42 x 1 1/2"	56	55	2	243	1	67,45
190112054G	54 x 1 1/2"	60	65	1	420	1	73,46
190200054G	54 x 2"	65	65	2	314	1	100,43

**193 G****≤54 B1013****76÷108 B1014****MANICOTTO FLANGIATO**

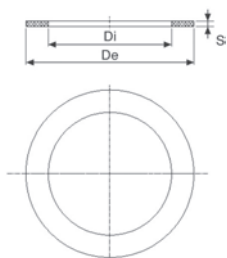
- ADAPTOR FLANGE
- ÜBERGANGSFLANSCH
- BRIDE DE RACCORDEMENT
- BRIDA ADAPTADOR

MATERIAL: AISI 316L - 1.4404
O-RING: NBR-HNBR giallo - yellow - Gelb - jaune - amarillo

PN 16



CODE	De mm	DN flg	H mm	Z mm	B mm	D mm	D2 mm	Holes Nr.	K mm			€
193015000G	15	15	55	35	14	95	14	4	65	660	1	66,04
193018000G	18	15	55,5	35,5	14	95	14	4	65	660	1	67,89
193022000G	22	20	58,5	37,5	16	105	14	4	75	945	1	78,95
193028000G	28	25	61,5	38,5	16	115	14	4	85	1140	1	96,53
193035000G	35	32	65,5	39,5	16	140	18	4	100	1640	1	136,24
193042000G	42	40	69	39	16	150	18	4	110	1800	1	159,85
193054000G	54	50	78	42	18	165	18	4	125	2450	1	197,11
193076000G*	76,1	65	105	50	18	185	18	4	145	3184	1	319,92
193088000G*	88,9	80	116	56	20	200	18	8	160	3950	1	381,71
193108000G*	108	100	132	57	20	220	18	8	180	4729	1	454,40

(*) DN 76,1-88-108 Solo DVGW-ÖVGW-SZU - Only DVGW-ÖVGW-SZU - Nur DVGW-ÖVGW-SZU - Seulement DVGW-ÖVGW-SZU - Sólo DVGW-ÖVGW-SZU


434/PN10-16 GAS
R 30 30
GUARNIZIONE ECOLOGICA PER FLANGE

- GASKET FOR FLANGE
- FLANSCHDICHTUNG
- JOINT POUR BRIDE
- JUNTA ECOLÓGICA PARA BRIDA

**PN
10/16**
MATERIAL: NA 1100 - asbestos free
NORM: EN 1092-1

CODE	DN	De mm	Di mm	S mm			€
434015000G	15 - [1/2"]	50	20	2	6	10	2,01
434020000G	20 - [3/4"]	60	25	2	8	10	2,52
434025000G	25 - [1"]	70	30	2	10	10	3,22
434032000G	32 - [1 1/4"]	82	38	2	14	10	3,93
434040000G	40 - [1 1/2"]	92	45	2	17	10	5,25
434050000G	50 - [2"]	108	57	2	22	10	6,46
434065000G	65 - [2 1/2"]	127	76	2	27	10	8,37
434080000G	80 - [3"]	142	89	2	30	10	10,02
434100000G	100 - [4"]	162	108	2	38	10	11,77

NA 1100 - esente amianto: fibre di carbonio e grafite legate con gomma NBR indicata per uso universale con alte temperature e pressioni elevate.

IMPIEGHI: adatta per la tenuta con i derivati del petrolio, acqua, vapori saturi, solventi, gas e prodotti chimici in generale

LIMITI DI IMPIEGO ORIENTATIVI

Standard 250°C / 70 bar

Vapore saturo 250°C / 40 bar

Massimi 450°C / 130 bar

OMOLOGAZIONI: DVGW per tenuta gas secondo DIN 3535 p. 6 - KTW per guarnizioni a contatto con acqua potabile

NA 1100 - asbestos-free: carbon fibers and graphite bonded with NBR rubber suitable for universal use with high temperatures and high pressures.

APPLICATIONS: suitable for sealing with petroleum derivatives, water, saturated steam, solvents, gases and chemical products in general.

GUIDELINE LIMITS

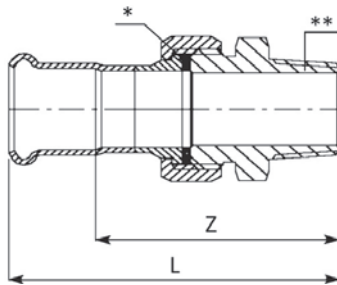
Standard 250° C / 70 bar

Saturated steam 250° C / 40 bar

Maximum 450° C / 130 bar



APPROVALS: DVGW for gas -DIN 3535 p. 6 - KTW for gaskets in contact with drinking water

B1013

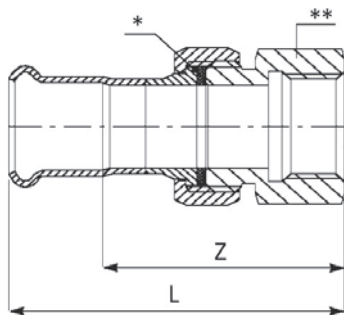
**184/002 G****BOCCHETTONE SEDE PIANA FILETTO M**

- STRAIGHT MALE UNION CONNECTOR
- DURCHGANGSVERSCHRAUBUNG MIT AUSSENGEWINDE
- RACCORD UNION FILETÉ
- RÁCOR 3 PIEZAS ROSCADO MACHO

MATERIAL: AISI 316L - 1.4404**FITTING:** (**): ottone - brass - Messing - laiton - latón**O-RING:** NBR giallo - yellow - Gelb - jaune - amarillo**GASKET:** (*): NBR giallo - yellow - Gelb - jaune - amarillo**THREAD:** EN 10226-1 (ex ISO 7/1)



CODE	De x R mm x inch	L mm	Z mm	Gasket mm			€
184015002G	15 x 1/2"	76	56	24x14 thk 2,5	142	4	37,47
184018002G	18 x 1/2"	77	56	24x14 thk 2,5	144	4	42,65
184022122G	22 x 1/2"	79	54	30x20 thk 2,5	199	4	43,93
184022002G	22 x 3/4"	81	59	30x20 thk 2,5	202	4	43,93
184028342G	28 x 3/4"	87	64	39x27 thk 2,5	370	4	71,91
184028002G	28 x 1"	90	67	39x27 thk 2,5	364	1	71,91
184035002G	35 x 1 1/4"	101	74	44,5x34 thk 2,5	540	1	91,75
184042002G	42 x 1 1/2"	105	74	50,5x40 thk 2,5	563	1	105,36
184054002G	54 x 2"	118	83	65,5x53,5 thk 3	823	1	180,99

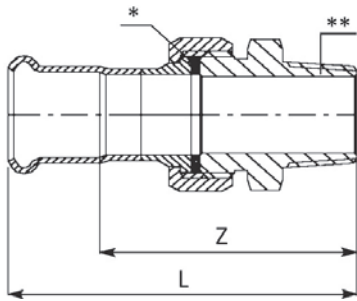
B1013

**184/003 G****BOCCHETTONE SEDE PIANA FILETTO F**

- STRAIGHT FEMALE UNION CONNECTOR
- DURCHGANGSVERSCHRAUBUNG MIT INNENGEWINDE
- RACCORD UNION TARAUDÉ
- RÁCOR 3 PIEZAS HEMBRA

MATERIAL: AISI 316L - 1.4404**FITTING:** (**): ottone - brass - Messing - laiton - latón**O-RING:** NBR giallo - yellow - Gelb - jaune - amarillo**GASKET:** (*): NBR giallo - yellow - Gelb - jaune - amarillo**THREAD:** EN 10226-1 (ex ISO 7/1)

CODE	De x Rp mm x inch	L mm	Z mm	Gasket mm			€
184015003G	15 x 1/2"	71	50	24x14 thk 2,5	140	4	37,47
184018003G	18 x 1/2"	72	51	24x14 thk 2,5	145	4	45,16
184022123G	22 x 1/2"	75	54	30x20 thk 2,5	253	4	49,07
184022003G	22 x 3/4"	76	54	30x20 thk 2,5	213	4	49,07
184028343G	28 x 3/4"	83	60	39x27 thk 2,5	483	4	62,01
184028003G	28 x 1"	83	60	39x27 thk 2,5	404	4	62,01
184035003G	35 x 1 1/4"	93	66	44,5x34 thk 2,5	486	1	76,87
184042003G	42 x 1 1/2"	97	66	50,5x40 thk 2,5	536	1	95,51
184054003G	54 x 2"	116	81	65,5x53,5 thk 3	1091	1	182,22

B 10 13

184/002 INOX G
BOCCHETTONE SEDE PIANA FILETTO M

- STRAIGHT MALE UNION CONNECTOR
- DURCHGANGSVERSCHRAUBUNG MIT AUSSENGEWINDE
- RACCORD UNION FILETÉ
- RÁCOR 3 PIEZAS ROSCADO MACHO



MATERIAL: AISI 316L - 1.4404

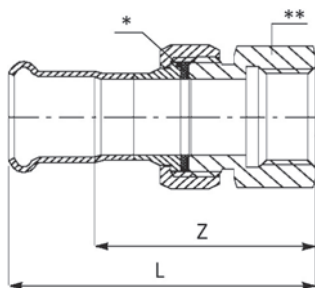
FITTING: (**): AISI 316L - 1.4404

O-RING: NBR giallo - yellow - Gelb - jaune - amarillo

GASKET: (*): NBR giallo - yellow - Gelb - jaune - amarillo

THREAD: EN 10226-1 (ex ISO 7/1)

CODE	De x R mm x inch	L mm	Z mm	Gasket mm			€
184015002IG	15 x 1/2"	77	56	24x14 thk 2,5	137	4	46,83
184018002IG	18 x 1/2"	77	56	24x14 thk 2,5	139	4	53,32
184022002IG	22 x 3/4"	81	59	30x20 thk 2,5	194	4	54,90
184028002IG	28 x 1"	90	67	39x27 thk 2,5	350	4	89,88
184035002IG	35 x 1 1/4"	101	74	44,5x34 thk 2,5	518	1	114,70

B 10 13

184/003 INOX G
BOCCHETTONE SEDE PIANA FILETTO F

- STRAIGHT FEMALE UNION CONNECTOR
- DURCHGANGSVERSCHRAUBUNG MIT INNENGEWINDE
- RACCORD UNION TARAUDÉ
- RÁCOR 3 PIEZAS HEMBRA



MATERIAL: AISI 316L - 1.4404

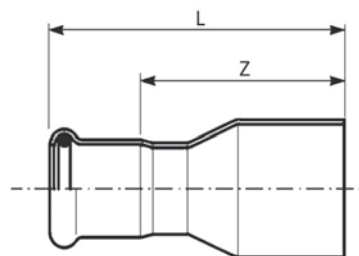
FITTING: (**): AISI 316L - 1.4404

O-RING: NBR giallo - yellow - Gelb - jaune - amarillo

GASKET: (*): NBR giallo - yellow - Gelb - jaune - amarillo

THREAD: EN 10226-1 (ex ISO 7/1)

CODE	De x Rp mm x inch	L mm	Z mm	Gasket mm			€
184015003IG	15 x 1/2"	71	50	24x14 thk 2,5	135	4	46,83
184018003IG	18 x 1/2"	72	51	24x14 thk 2,5	140	4	56,45
184022003IG	22 x 3/4"	76	54	30x20 thk 2,5	206	4	61,39
184028003IG	28 x 1"	83	60	39x27 thk 2,5	387	4	77,50
184035003IG	35 x 1 1/4"	93	66	44,5x34 thk 2,5	467	1	96,11

**191 G**



≤54 B1013

76÷108 B1014

RIDUZIONE MF

- REDUCER
- REDUZIERSTÜCK
- REDUCTION
- REDUCCIÓN MH

MATERIAL: AISI 316L – 1.4404**O-RING:** NBR-HNBR giallo - yellow - Gelb - jaune - amarillo

CODE	De mm	L mm	Z mm			€
191018015G	18 x 15	57	37	35	4	8,24
191022015G	22 x 15	64	44	43	4	9,01
191022018G	22 x 18	60	40	47	4	9,30
191028015G	28 x 15	76,5	56,5	50	4	11,68
191028018G	28 x 18	68	48	63	4	10,90
191028022G	28 x 22	65	44	66	4	10,86
191035015G	35 x 15	87	67	89	1	39,99
191035018G	35 x 18	81	61	87	1	40,48
191035022G	35 x 22	70	49	90	1	13,63
191035028G	35 x 28	71	48	98	1	16,83
191042015G	42 x 15	91	71	111	1	41,35
191042018G	42 x 18	92	72	114	1	41,48
191042022G	42 x 22	97	76	120	1	42,95
191042028G	42 x 28	93	70	130	1	43,92
191042035G	42 x 35	81	55	138	1	23,57
191054015G	54 x 15	103	83	158	1	45,87
191054018G	54 x 18	103	83	162	1	45,93
191054022G	54 x 22	104	83	169	1	48,39
191054028G	54 x 28	108,5	85,5	180	1	50,35
191054035G	54 x 35	108	82	193	1	62,71
191054042G	54 x 42	97,5	67,5	210	1	30,47
191076054G*	76,1 x 54	159	124	529	1	94,81
191088054G*	88,9 x 54	179	144	683	1	103,13
191088076G*	88,9 x 76,1	186	131	813	1	140,13
191108054G	108 x 54	185	150	831	1	111,16
191108076G*	108 x 76,1	209	154	1022	1	144,27
191108088G*	108 x 88,9	210	150	1107	1	160,69



[*] DN 76,1-88-108 Solo DVGW-OVGW - Only DVGW-OVGW - Nur DVGW-OVGW - Seulement DVGW-OVGW - Sólo DVGW-OVGW

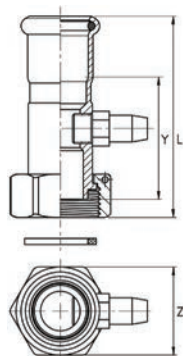
185/CON

B1013

**PIASTRA SUPPORTO CONTATORE**

- SUPPORT PLATE FOR GAS METER
- GASZÄHLERANSCHLUSS-GRUNDPLATTE
- SUPPORT DE COMPTEUR À GAZ
- SOPORTE CONTADOR DA GAS

CODE	Dimensions mm x mm			€
185000CONG	90 x 345	535	1	34,36


183/GP G
B 10 13
RACCORDO 2 PEZZI CON PRESA DI PRESSIONE



- 2 PCS VALVE CONNECTOR PRESSION OUTLET
- ANSCHLU.2P/DRUCKAUSGANG
- RACCORD 2P AVEC SORTIE PRESSION
- RÁCOR 2P PRECINTABLE C/PURGADOR

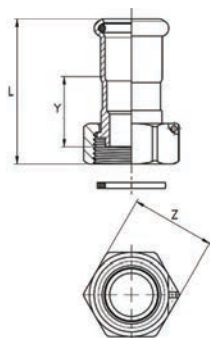
MATERIAL: AISI 316L - 1.4404

O-RING: NBR giallo - yellow - Gelb - jaune - amarillo

GASKET: NBR giallo - yellow - Gelb - jaune - amarillo

THREAD: ISO 228/1 [ex DIN 259]

CODE	De x G mm x inch	L mm	Z mm	Y mm			€
183015304GP	15 x 3/4"	70	29	44	112	4	35,92
183015708GP	15 x 7/8"	74	34	47	160	4	40,76
183018304GP	18 x 3/4"	70	29	44,5	114	4	36,60
183018708GP	18 x 7/8"	74,5	34	47,5	156	4	41,41
183022304GP	22 x 3/4"	69,5	29	43	120	4	37,75
183022708GP	22 x 7/8"	73,5	34	45,5	149	4	42,36


183/GD G
B 10 13
RACCORDO 2 PEZZI CON DADO FOLLE



- 2 PCS VALVE CONNECTOR
- ANSCHLUSSVERSCHRAUBUNG
- RACCORD 2 PC/ÉCROU LIBRE
- RÁCOR 2P PRECINTABLE

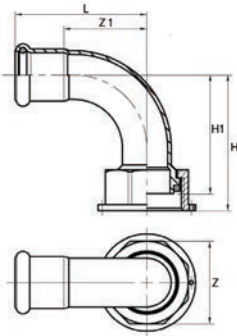
MATERIAL: AISI 316L - 1.4404

O-RING: NBR giallo - yellow - Gelb - jaune - amarillo

GASKET: NBR giallo - yellow - Gelb - jaune - amarillo



THREAD: ISO 228/1 [ex DIN 259]

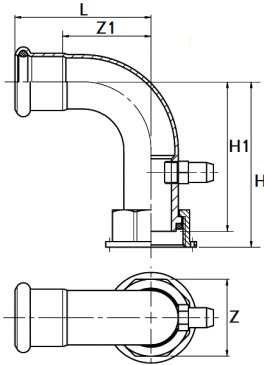
CODE	De x G mm x inch	L mm	Z mm	Y mm			€
183015020GD	15 x M20	51	24	24	54	4	24,14
183015102GD	15 x 1/2"	49	24	24	53	4	23,58
183018102GD	18 x 1/2"	48	24	23,5	56	4	24,27
183018304GD	18 x 3/4"	52	29	27,5	74	4	27,11
183018708GD	18 x 7/8"	55	34	28	98	4	36,75
183022304GD	22 x 3/4"	51,5	29	26	79	4	28,27
183022708GDA	22 x 7/8"	56,5	34	28,5	108	4	31,13
183028708GDA	28 x 7/8"	57	34	27	116	4	32,63
183028100GD	28 x 1"	58	36	28	119	4	33,77
183035114GD	35 x 1 1/4"	62,5	45	28,5	180	1	39,73
183042112GD	42 x 1 1/2"	73	52	33	266	1	49,78
183054200GD	54 x 2"	81	64	34,5	417	1	64,08

**183/GC G****B1013****RACCORDO CURVO 90° 2 PEZZI**

- 2 PCS VALVE CONNECTOR 90°
- ANSCHLUSSVERSCHRAUBUNG 90°
- RACCORD ÉCROU LIBRE 90° 2PC
- RÁCOR 90° 2P PRECINTABLE



MATERIAL: AISI 316L - 1.4404**O-RING:** NBR giallo - yellow - Gelb - jaune - amarillo**GASKET:** NBR giallo - yellow - Gelb - jaune - amarillo**THREAD:** ISO 228/1 (ex DIN 259)


CODE	De x G mm x inch	L mm	Z mm	Z1 mm	H mm	H1 mm			€
183018708GC	18 x 7/8"	54	34	34	52,5	45,5	126	4	47,32
183022708GC	22 x 7/8"	60	34	39	59	52	149	4	45,99

**183/GCP G****B1013****RACCORDO CURVO 90° 2 PEZZI CON PRESA PRESSIONE**

- 2 PCS VALVE CONNECTOR 90° PRESSION OUTLET
- ANSCHLUSSVERSCHRAUBUNG 90° MIT DRUCKAUSGANG
- RACCORD ÉCROU LIBRE 90° 2PC AVEC SORTIE PRESSION
- RÁCOR 90° 2P PRECINTABLE C/PURGADOR

MATERIAL: AISI 316L - 1.4404**O-RING:** NBR giallo - yellow - Gelb - jaune - amarillo**GASKET:** NBR giallo - yellow - Gelb - jaune - amarillo**THREAD:** ISO 228/1 (ex DIN 259)

CODE	De x G mm x inch	L mm	Z mm	Z1 mm	H mm	H1 mm			€
183018708GCP	18 x 7/8"	54	34	34	72	65	184	4	52,33
183022708GCP	22 x 7/8"	60	34	39	76	69	190	4	56,47


inoxPRES® GAS Guarnizione / Gasket NBR
Giallo | Yellow | Gelb | Jaune | Amarillo

Particolare sede tenuta attacco contatore
 Particular seal of gas meter fitting
 art. 183/GP G - 183/GD G - 183/GC G - 183/GC G

Campi di applicazione / Fields of application

inoxPRES® HT FREE SILICONE



Aria compressa
Compressed air



Ossigeno industriale O₂
Industrial oxygen O₂



Ozono O₃
Ozone O₃




Solare termico
Thermal solar



Olio / gasolio
Oil / diesel fuel

inoxPRES® O-ring FKM Verde | Green | Grün | Vert | Verde



Applicazioni industriali

- Aria compressa
- Ossigeno industriale O₂ (no alimentare/ospedaliero)
- Ozono O₃
- Solare termico P max 6 bar; T max 220°C
- Olio / Gasolio

Utilizzare solo tubazioni "ricotte". Eventuali altre veicolazioni di fluidi particolari, devono essere valutate dall'ufficio tecnico di RM.

O-ring FKM verde

Industrial applications

- Compressed air
- Industrial Oxygen O₂ (no food/hospital)
- Ozone O₃
- Thermal solar P max 6 bar; T max 220°C
- Oil/diesel fuel

Only "annealed" pipes can be used. Any other vehiculation of special fluids, must be evaluated from RM technical office.

Green FKM O-Ring

FOCUS ON **SILICONE
FREE**

IT

I componenti del sistema Inoxpres HT risultano sgrassati:

- in classe E sulla base del livello dei residui di sostanze volatili misurati in accordo allo standard ASTM F331-05;
- in classe D sulla base del livello dei residui di sostanze volatili misurati in accordo allo standard ASTM G 144-01;

[test report JOB ID 147 del 09/03/2017]

Gli o-ring FKM del sistema di raccordi a pressare:

- sono stati testati con Spettrofotometria ad infrarosso (FT-IR): non si è rilevata presenza di silicone [test report RA160100 del 15/04/2016]

EN

The components of Inoxpres HT system are degreased:

- Class E on the basis of the level of residues of volatile substances measured in accordance with ASTM F331-05 standards;
- Class D on the basis of the volatile residues level measured in accordance with ASTM G 144-01 standards;

[Test reports JOB ID 147 - 09.03.2017]

The FKM O-rings of press fitting system:

- are tested with infrared spectrophotometry (FT-IR): It has not detected the presence of silicon [Test report RA160100 - 15.04.2016]

DE

Die Komponenten des Inoxpres HT Systems sind entfettet:

- Klasse E auf der Grundlage des Rückstands an flüchtigen Stoffen, gemessen nach ASTM F331-05-Standard;
- Klasse D auf der Basis des flüchtigen Rückstandsniveaus, gemessen nach ASTM G 144-01 Standard;

[Prüfberichte JOB ID 147 - 09.03.2017]

Die FKM O-Ringe für Pressfitting:

- werden mit Infrarotspektrophotometrie (FT-IR) getestet: Es wurde das Vorhandensein von Silikon nicht nachgewiesen [Prüfbericht RA160100 - 15.04.2016]

FR

Les composants du système Inoxpres HT sont dégraissés:

- Classe E sur la base du niveau des résidus de substances volatiles mesuré selon la norme ASTM F331-05;
- Classe D sur la base du niveau des résidus de substances volatiles mesuré selon la norme ASTM G 144-01;

[Rapports d'essai JOB ID 147 - 09/03/2017]

Les joints FKM des systèmes de raccords à sertir:

- sont testés avec spectrophotométrie infrarouge (FT-IR): Il n'a pas détecté la présence de silicone [Rapports d'essai RA160100 - 15.04.2016]

ES

Los componentes del sistema HT Inoxpres están desengrasados según:

- Clase E: La medida del nivel de residuos de sustancias volátiles conforme a la norma ASTM F331-05;
- Clase D: La medida del nivel de residuos de sustancias volátiles conforme a la norma ASTM G 144-01;

[Informes de prueba N.º de trabajo 147, 09/03/2017]

Las juntas tóricas FKM del sistema presado:

- Se han comprobado con una espectrofotometría infrarroja (FT-IR): No se ha detectado la presencia de silicona.

[Informes de prueba RA160100 de 15.04.2016]

Gamma dimensionale / Product range

∅ 15 ÷ 54 mm

A richiesta / On demand

∅ 76,1 ÷ 108 mm

Altre figure possono essere fornite "a richiesta"
 Other figures can be provided "on demand"
 Andere Bilder kann "auf Anfrage" vorgesehen sein
 D'autres figures peuvent être fournis "sur demande"
 Otras figuras pueden ser proporcionadas "bajo demanda"



116/300 6 m

B 30 31


TUBO PER IMPIANTI "SILICONE FREE"

- PIPE FOR "SILICONE FREE" INSTALLATION
- ROHR FÜR "SILIKONFREIE" INSTALLATION
- TUBE POUR INSTALLATION "SANS SILICONE"
- TUBO PARA INSTALACIÓN "LIBRE DE SILICONA"

NORM: EN 10217-7 (DIN 17455) - EN 10312

Mat. Nr.: 1.4404 (AISI 316L) L=6 m

Ricotto - Annealed - Geglüht - Hypertrempé - Recocido

CODE	Dimensions mm x mm	∅ int mm	L m	 kg/m	Volume l/m	Minimum package m	Bundle m	€/m
116015300	15 x 1,0	13	6	0,351	0,133	60	1014	13,01
116018300	18 x 1,0	16	6	0,426	0,201	60	1014	13,98
116022300	22 x 1,2	19,6	6	0,625	0,302	60	762	18,76
116028300	28 x 1,2	25,6	6	0,805	0,514	30	546	23,02
116035300	35 x 1,5	32	6	1,258	0,804	30	546	33,91
116042300	42 x 1,5	39	6	1,521	1,194	30	366	40,66
116054300	54 x 1,5	51	6	1,972	2,042	30	366	51,56

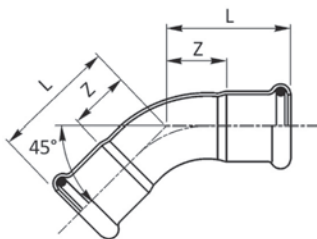
Per sistema silicone free, utilizzare solo tubo Inoxpres ricotto.

For silicone free system, only the annealed Inoxpres pipes must be used.

Für System freies Silikon, nur geglüht Inoxpres Rohre verwendet werden müssen.

Pour le système exempt de silicone, seuls les tuyaux hypertrempé Inoxpres doivent être utilisés.

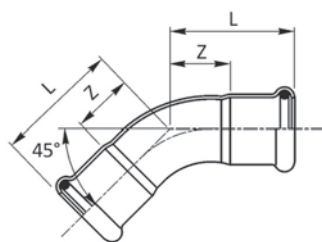
Para el sistema libre de silicona, se deben utilizar únicamente tuberías recocida Inoxpres.

**181/450 HT****CURVA 45° FF**

- 45° ELBOW FF
- BOGEN 45° II
- COUDE FF 45°
- CURVA 45° HH

MATERIAL: AISI 316L – 1.4404**O-RING:** FKM verde - green - Grün - vert - verde**TYPE:** esente silicone - silicon free
Siliconfrei - sans silicone
libre de silica

CODE	De mm	Radius	L mm	Z mm	g	€
181015450HT	15	1,5 De	36	16	50	13,76
181018450HT	18	1,5 De	37	17	64	15,23
181022450HT	22	1,5 De	41	20	82	17,69
181028450HT	28	1,5 De	47	24	112	21,28
181035450HT	35	1,2 De	43	17	127	24,24
181042450HT	42	1,2 De	51	21	177	39,26
181054450HT	54	1,2 De	62	30	273	50,40



NEW

181/450C HT**CURVA 45° FF - RAGGIO STRETTO**


- 45° ELBOW FF - SHORT RADIUS
- BOGEN 45° II - KURZER RADIUS
- COUDE FF 45° - RAYON COURT
- CURVA 45° HH - RADIO CORTO

MATERIAL: AISI 316L – 1.4404**O-RING:** FKM verde - green - Grün - vert - verde**TYPE:** esente silicone - silicon free
Siliconfrei - sans silicone
libre de silica

CODE	De mm	Radius	L mm	Z mm	g	€
181015450CHT*	15	1,2 De	27,5	7,5	39	13,26
181018450CHT*	18	1,2 De	29,5	9,5	48	14,67
181022450CHT*	22	1,2 De	32	11	63	17,04
181028450CHT*	28	1,2 De	37	14	90	20,50

(*) Disponibile dal 31/03/2021 – available from 31/03/2021 – Ab dem 31/03/2021 lagernd – disponible à partir du 31/03/2021 – disponible a partir del 31/03/2021

B 10 16



181/451 HT

CURVA 45° MF

- 45° ELBOW MF
- BOGEN 45° IA
- COUDE MF 45°
- CURVA 45° HM


MATERIAL: AISI 316L - 1.4404

O-RING: FKM verde - green - Grün - vert - verde

TYPE: esente silicone - silicon free
Siliconfrei - sans silicone
libre de silica

CODE	De mm	Radius	L mm	H mm	Z mm	g	€
181015451HT	15	1,5 De	36	49	16	50	13,76
181018451HT	18	1,5 De	37	43	17	64	14,73
181022451HT	22	1,5 De	41	48	20	82	16,70
181028451HT	28	1,5 De	47	54,5	22	112	19,87
181035451HT	35	1,2 De	43	57,5	17	132	22,57
181042451HT	42	1,2 De	51	72	21	196	37,83
181054451HT	54	1,2 De	62	82	26	296	48,46

B 10 16



NEW

181/451C HT

CURVA 45° MF - RAGGIO STRETTO

- 45° ELBOW MF - SHORT RADIUS
- BOGEN 45° IA - KURZER RADIUS
- COUDE MF 45° - RAYON COURT
- CURVA 45° HM - RADIO CORTO

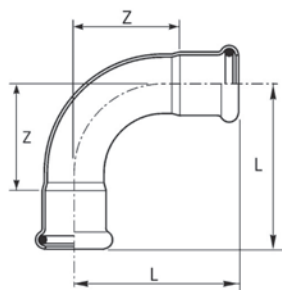
MATERIAL: AISI 316L - 1.4404

O-RING: FKM verde - green - Grün - vert - verde

TYPE: esente silicone - silicon free
Siliconfrei - sans silicone
libre de silica

CODE	De mm	Radius	L mm	H mm	Z mm	g	€
181015451CHT*	15	1,2 De	27,5	36	7,5	38	13,26
181018451CHT*	18	1,2 De	29,5	38	9,5	47	14,19
181022451CHT*	22	1,2 De	32	42	11	63	16,09
181028451CHT*	28	1,2 De	37	46	14	90	19,14

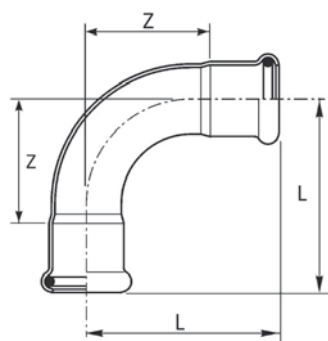
(*) Disponibile dal 31/03/2021 - available from 31/03/2021 - Ab dem 31/03/2021 lagernd - disponible à partir du 31/03/2021 - disponible a partir del 31/03/2021

**181/900 HT****CURVA 90° FF**

- 90° ELBOW FF
- BOGEN 90° II
- COUDE FF 90°
- CURVA 90° HH

MATERIAL: AISI 316L – 1.4404**O-RING:** FKM verde - green - Grün - vert - verde**TYPE:** esente silicone - silicon free
Siliconfrei - sans silicone
libre de silica

CODE	De mm	Radius	L mm	Z mm	g	€
181015900HT	15	1,5 De	50	30	58	10,50
181018900HT	18	1,5 De	54	34	72	12,02
181022900HT	22	1,5 De	60	39	102	14,50
181028900HT	28	1,5 De	73	50	143	19,32
181035900HT	35	1,2 De	68	42	162	30,15
181042900HT	42	1,2 De	80	50	231	51,79
181054900HT	54	1,2 De	100	64	367	72,25



NEW

181/900C HT**CURVA 90° FF - RAGGIO STRETTO**

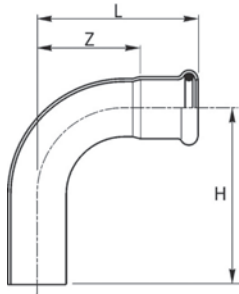
- 90° ELBOW FF - SHORT RADIUS
- BOGEN 90° II - KURZER RADIUS
- COUDE FF 90° - RAYON COURT
- CURVA 90° HH - RADIO CORTO

MATERIAL: AISI 316L – 1.4404**O-RING:** FKM verde - green - Grün - vert - verde**TYPE:** esente silicone - silicon free
Siliconfrei - sans silicone
libre de silica

CODE	De mm	Radius	L mm	Z mm	g	€
181015900CHT*	15	1,2 De	38	18	46	10,12
181018900CHT*	18	1,2 De	41,5	21,5	58	11,58
181022900CHT*	22	1,2 De	47	26	78	13,97
181028900CHT*	28	1,2 De	56	33	116	18,61

(*) Disponibile dal 31/03/2021 – available from 31/03/2021 – Ab dem 31/03/2021 lagernd – disponible à partir du 31/03/2021 – disponible a partir del 31/03/2021

B 10 16



181/901 HT

CURVA 90° MF

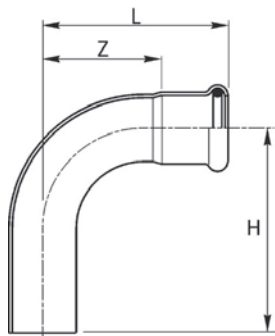
- 90° ELBOW MF
- BOGEN 90° IA
- COUDE MF 90°
- CURVA 90° HM

MATERIAL: AISI 316L - 1.4404

O-RING: FKM verde - green - Grün - vert - verde

TYPE: esente silicone - silicon free
Siliconfrei - sans silicone
libre de silica

CODE	De mm	Radius	L mm	H mm	Z mm	g	€
181015901HT	15	1,5 De	50	63	30	58	11,01
181018901HT	18	1,5 De	54	63	34	72	12,52
181022901HT	22	1,5 De	60	71	39	102	15,01
181028901HT	28	1,5 De	73	81	50	143	18,82
181035901HT	35	1,2 De	68	82	42	176	27,62
181042901HT	42	1,2 De	80	101	50	253	50,14
181054901HT	54	1,2 De	100	120	64	390	72,67



NEW

181/901C HT

IT:CURVA 90° MF - RAGGIO STRETTO

- 90° ELBOW MF - SHORT RADIUS
- BOGEN 90° IA - KURZER RADIUS
- COUDE MF 90° - RAYON COURT
- CURVA 90° HM - RADIO CORTO

MATERIAL: AISI 316L - 1.4404

O-RING: FKM verde - green - Grün - vert - verde

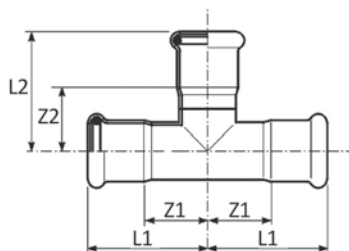
TYPE: esente silicone - silicon free
Siliconfrei - sans silicone
libre de silica

B 10 16

CODE	De mm	Radius	L mm	H mm	Z mm	g	€
181015901CHT*	15	1,2 De	38	48	18	46	10,61
181018901CHT*	18	1,2 De	41,5	48,5	21,5	56	12,06
181022901CHT*	22	1,2 De	47	57	26	79	14,46
181028901CHT*	28	1,2 De	56	64	33	115	18,13

(*) Disponibile dal 31/03/2021 - available from 31/03/2021 - Ab dem 31/03/2021 lagernd - disponible à partir du 31/03/2021 - disponible a partir del 31/03/2021

B1016

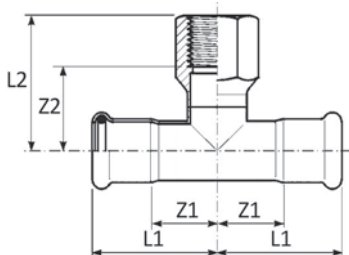
**182 HT****"T"**

- EQUAL TEE
- T-STÜCK
- TÉ ÉGAL
- TE IGUAL HHH

MATERIAL: AISI 316L - 1.4404**O-RING:** FKM verde - green - Grün - vert - verde**TYPE:** esente silicone - silicon free
Siliconfrei - sans silicone
libre de silica

CODE	De mm	L1 mm	L2 mm	Z1 mm	Z2 mm	g	kg	€
182015000HT	15	34	39	14	19	67	1	18,21
182018000HT	18	37	41	16	21	80	1	21,29
182022000HT	22	39	45	18	24	106	1	22,40
182028000HT	28	44	50	21	27	145	1	26,94
182035000HT	35	51	57	25	31	201	1	33,57
182042000HT	42	59	65	28	35	260	1	47,48
182054000HT	54	70	77	34	42	404	1	56,60

B1016

**189 HT****"T" CON DERIVAZIONE FILETTO F**

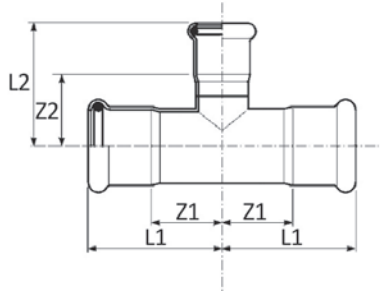
- BRANCH TEE FEMALE BSP OUTLET
- T-STÜCK MIT ABGANG IG
- TÉ MIXTE AVEC FILETAGE F
- TE HEMBRA ROSCADA

MATERIAL: AISI 316L - 1.4404**O-RING:** FKM verde - green - Grün - vert - verde**TYPE:** esente silicone - silicon free
Siliconfrei - sans silicone
libre de silica**THREAD:** EN 10226-1 (ex ISO 7/1)

CODE	De x Rp x De mm x inch x mm	L1 mm	L2 mm	Z1 mm	Z2 mm	g	kg	€
189102015HT*	15 x 1/2" x 15	36,5	22,5	16,5	8,5	117	1	20,47
189102018HT*	18 x 1/2" x 18	36	24	16	10	128	1	21,00
189102022HT*	22 x 1/2" x 22	39	26	18	12	159	1	22,46
189304022HT*	22 x 3/4" x 22	41,5	30	20,5	14	184	1	25,64
189102028HT*	28 x 1/2" x 28	44	29	21	15	217	1	24,71
189304028HT*	28 x 3/4" x 28	44	30	21	14	221	1	29,37
189100035HT	35 x 1" x 35	51	47	22	28	250	1	57,39
189100042HT	42 x 1" x 42	59	60	29	41	346	1	62,88
189102054HT	54 x 1/2" x 54	70	61	34	46	337	1	43,42
189304054HT	54 x 3/4" x 54	70	64	34	48	391	1	47,05
189200054HT	54 x 2" x 54	70	81	34	55	838	1	94,59

[*] senza saldatura - seamless - nahtlos - sans soudure - sin soldadura

B 10 16



192 HT

“T” RIDOTTO

- REDUCING TEE
- T-STÜCK MIT REDUZIERTEM ABGANG
- TÉ RÉDUIT
- TE REDUCIDA HHH

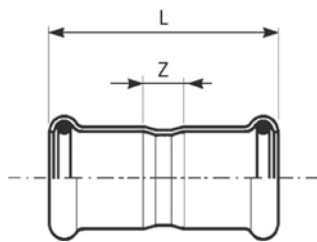
MATERIAL: AISI 316L - 1.4404

O-RING: FKM verde - green - Grün - vert - verde

TYPE: esente silicone - silicon free
Siliconfrei - sans silicone
libre de silicona

CODE	De mm	L1 mm	L2 mm	Z1 mm	Z2 mm	g	€
192018015HT	18 x 15 x 18	36,5	41	15,5	21	80	17,93
192022018HT	22 x 18 x 22	39	44	18	23	98	19,74
192028022HT	28 x 22 x 28	44	47	21	26	135	24,92
192035022HT	35 x 22 x 35	51	51	25	30	167	30,41
192035028HT	35 x 28 x 35	51	54	25	31	171	31,64
192042028HT	42 x 28 x 42	59	57	29	34	243	44,60
192042035HT	42 x 35 x 42	59	61	29	35	272	45,58
192054035HT	54 x 35 x 54	70	68	34	42	361	51,08
192054042HT	54 x 42 x 54	70	72	34	42	376	54,73

B 10 16



183/000 HT

MANICOTTO

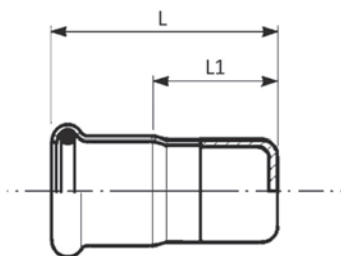
- COUPLING
- MUFFE
- MANCHON
- MANGUITO HH

MATERIAL: AISI 316L - 1.4404

O-RING: FKM verde - green - Grün - vert - verde

TYPE: esente silicone - silicon free
Siliconfrei - sans silicone
libre de silicona

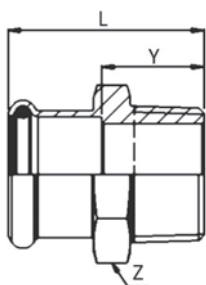
CODE	De mm	L mm	Z mm	g	€
183015000HT	15	49	9	35	7,11
183018000HT	18	50	10	42	8,11
183022000HT	22	53	11	54	9,34
183028000HT	28	56	10	71	10,68
183035000HT	35	63	10	97	13,51
183042000HT	42	72	12	136	18,32
183054000HT	54	83	13	198	22,21

**183/003 HT****B1016****TAPPO DI CHIUSURA**

- STOP END
- VERSCHLUSSKAPPE
- BOUCHON D'OBTURATION
- TAPÓN

MATERIAL: AISI 316L - 1.4404**O-RING:** FKM verde - green - Grün - vert - verde**TYPE:** esente silicone - silicon free
Siliconfrei - sans silicone
libre de silicona

CODE	De mm	L mm	L1 mm	g		€
183015003HT	15	44	24	32	1	9,93
183018003HT	18	44	24	38	1	10,34
183022003HT	22	45	24	51	1	12,01
183028003HT	28	48	25	68	1	16,54
183035003HT	35	52	26	95	1	18,86
183042003HT	42	56	26	126	1	28,97
183054003HT	54	62	27	185	1	34,16

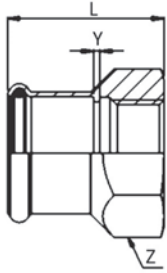
**187 HT****B1016****MANICOTTO MISTO FILETTO M**

- MALE ADAPTER
- ÜBERGANGSSTÜCK MIT AG
- RACCORD AVEC FILETAGE MALE
- UNIÓN MACHO

MATERIAL: AISI 316L - 1.4404**O-RING:** FKM verde - green - Grün - vert - verde**TYPE:** esente silicone - silicon free
Siliconfrei - sans silicone
libre de silicona**THREAD:** EN 10226-1 (ex ISO 7/1)

CODE	De x R mm x inch	L mm	Z mm	Y mm	g		€
187102015HT	15 x 1/2"	41	24	21	54	1	17,92
187102018HT	18 x 1/2"	41	27	21	58	1	19,51
187102022HT	22 x 1/2"	42	32	21	83	1	21,22
187304022HT	22 x 3/4"	44	32	23	89	1	21,97
187100022HT	22 x 1"	46	36	25	154	1	26,14
187304028HT	28 x 3/4"	47	38	24	114	1	29,79
187100028HT	28 x 1"	48	38	25	123	1	31,65
187114035HT	35 x 1 1/4"	55	46	28	180	1	41,86
187112042HT	42 x 1 1/2"	59	55	28	236	1	60,82
187200054HT	54 x 2"	71	65	35	362	1	85,45

B 10 16



190 HT

MANICOTTO MISTO FILETTO F



- FEMALE ADAPTER
- ÜBERGANGSSTÜCK MIT IG
- RACCORD AVEC FILETAGE FEMELLE
- UNIÓN HEMBRA

MATERIAL: AISI 316L - 1.4404

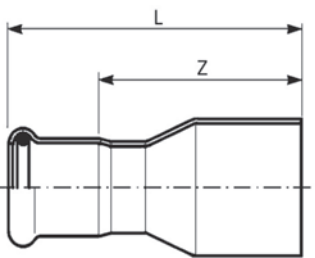
O-RING: FKM verde - green - Grün - vert - verde

TYPE: esente silicone - silicon free
Siliconfrei - sans silicone
libre de silicona

THREAD: EN 10226-1 (ex ISO 7/1)

CODE	De x Rp mm x inch	L mm	Z mm	Y mm			€
190102015HT	15 x 1/2"	38	27	2	64	1	19,29
190102018HT	18 x 1/2"	38	27	2	89	1	20,36
190304022HT	22 x 3/4"	40	32	2	82	1	25,36
190304028HT	28 x 3/4"	42	38	2	130	1	28,95
190100028HT	28 x 1"	45	41	2	158	1	39,66
190114035HT	35 x 1 1/4"	52	46	2	170	1	43,26
190112042HT	42 x 1 1/2"	56	55	2	243	1	67,45
190200054HT	54 x 2"	65	65	2	314	1	100,43

B 10 16



191 HT



RIDUZIONE MF

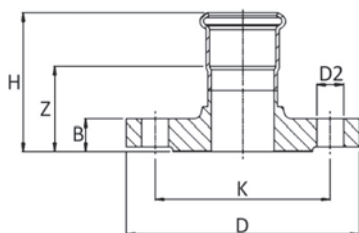
- REDUCER
- REDUZIERSTÜCK
- REDUCTION
- REDUCCIÓN MH

MATERIAL: AISI 316L - 1.4404

O-RING: FKM verde - green - Grün - vert - verde

TYPE: esente silicone - silicon free
Siliconfrei - sans silicone
libre de silicona

CODE	De mm	L mm	Z mm			€
191018015HT	18 x 15	57	37	35	1	8,24
191022018HT	22 x 18	60	60	47	1	9,30
191028015HT	28 x 15	56,5	76,5	50	1	11,68
191028022HT	28 x 22	65	44	66	1	10,86
191035028HT	35 x 28	71	48	98	1	16,83
191042035HT	42 x 35	81	55	138	1	23,57
191054042HT	54 x 42	97,5	67,5	210	1	30,47



PN 16

193/000 HT

B1016



MANICOTTO FLANGIATO

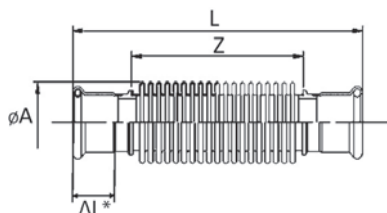
- ADAPTOR FLANGE
- ÜBERGANGSFLANSCH
- BRIDE DE RACCORDEMENT
- BRIDA ADAPTADOR

MATERIAL: AISI 316L - 1.4404

O-RING: FKM verde - green - Grün - vert - verde

TYPE: esente silicone - silicon free
Siliconfrei - sans silicone
libre de silica

CODE	De mm	DN flg	H mm	Z mm	B mm	D mm	D2 mm	Holes Nr.	K mm			€
193015000HT	15	15	55	35	14	95	14	4	65	660	1	66,04
193018000HT	18	15	55,5	35,5	14	95	14	4	65	660	1	67,89
193022000HT	22	20	58,5	37,5	16	105	14	4	75	945	1	78,95
193028000HT	28	25	61,5	38,5	16	115	14	4	85	1140	1	96,53
193035000HT	35	32	65,5	39,5	16	140	18	4	100	1640	1	136,24
193042000HT	42	40	69	39	16	150	18	4	110	1800	1	159,85
193054000HT	54	50	78	42	18	165	18	4	125	2450	1	197,11



199 HT

B1016



COMPENSATORE DI DILATAZIONE

- EXPANSION COMPENSATOR
- WELLENKOMPENSATOR
- COMPENSATEUR D'EXPANSION
- DILATADOR

MATERIAL: AISI 316L - 1.4404

O-RING: FKM verde - green - Grün - vert - verde

TYPE: esente silicone - silicon free
Siliconfrei - sans silicone
libre de silica

CODE	De mm	L mm	ΔL* mm	Cycles**	Z mm	A mm			€
199015000HT	15	139	16	800	71	22	80	1	156,16
199018000HT	18	143	18	800	74	27	108	1	171,76
199022000HT	22	139	20	800	68	34	130	1	191,28
199028000HT	28	150	22	800	73	41	155	1	245,97
199035000HT	35	177	26	800	90	51	251	1	304,48
199042000HT	42	202	32	800	107	61	440	1	363,05
199054000HT	54	221	36	800	113	71	550	1	448,93

[*] Corsa assiale in compressione - Compression axial stroke - Axialhub in Kompression - Course axiale en compression - Carrera axial en compresión

[**] Numero di cicli di lavoro alla massima compressione - Work cycles number at maximum compression - Anzahl der Zyklen bei einer maximaler Kompression - Nombre de cycles de travail à compression maximale - Número de ciclos de trabajo a máxima compresión

Campi di applicazione / Fields of application


inoxPRES® STEAM



Vapore saturo
Saturated steam
Max 7 bar / 165°C

inoxPRES® O-ring STEAM

Bianco | White | Weiß | Blanc | Blanco



Applicazioni industriali

O-Ring STEAM bianco

➤ Vapore saturo **P max 7 bar assoluti (6 bar relativi);**
T max 165°C

Eventuali altre veicolazioni di fluidi particolari, devono essere valutate dall'ufficio tecnico di RM.

Industrial applications

White STEAM O - ring

➤ Saturated steam **7 bar absolute (6 bar relative);**
T max 165°

Any other vehiculation of specialfluids, must be evaluated from RM technical office.

Gamma dimensionale / Product range

ø 15 ÷ 54 mm

A richiesta / On demand

ø 76,1 ÷ 108 mm

Altre figure possono essere fornite "a richiesta"

Other figures can be provided "on demand"

Andere Bilder kann "auf Anfrage" vorgesehen sein

D'autres figures peuvent être fournis "sur demande"


Otras figuras pueden ser proporcionadas "bajo demanda"

**116/200 6 m****B 30 31****TUBO PER VAPORE SATURO**

- PIPE FOR SATURATED STEAM
- ROHR FÜR SATTDAMPF
- TUBE POUR VAPEUR SATURÉE
- TUBO PARA VAPOR SATURADO

NORM: EN 10217-7 (DIN 17455) - EN 10312

Mat. Nr.: 1.4404 (AISI 316L) L=6 m
Crudo - Not annealed - Ungeglüht - Non-hypertrempé - Crudo


CODE	Dimensions mm x mm	Ø int mm	L m	 kg/m	Volume l/m	Minimum package m	Bundle m	€/m
116015200	15 x 1,0	13	6	0,351	0,133	60	1014	9,18
116018200	18 x 1,0	16	6	0,426	0,201	60	1014	10,44
116022200	22 x 1,2	19,6	6	0,625	0,302	60	762	14,55
116028200	28 x 1,2	25,6	6	0,805	0,514	30	546	18,36
116035200	35 x 1,5	32	6	1,258	0,804	30	546	27,74
116042200	42 x 1,5	39	6	1,521	1,194	30	366	33,14
116054200	54 x 1,5	51	6	1,972	2,042	30	366	42,57

**116/300 6 m****B 30 31****TUBO PER VAPORE SATURO**

- PIPE FOR SATURATED STEAM
- ROHR FÜR SATTDAMPF
- TUBE POUR VAPEUR SATURÉE
- TUBO PARA VAPOR SATURADO

NORM: EN 10217-7 (DIN 17455) - EN 10312

Mat. Nr.: 1.4404 (AISI 316L) L=6 m
Ricotto - Annealed - Geglüht - Hypertrempé - Recocido


CODE	Dimensions mm x mm	Ø int mm	L m	 kg/m	Volume l/m	Minimum package m	Bundle m	€/m
116015300	15 x 1,0	13	6	0,351	0,133	60	1014	13,01
116018300	18 x 1,0	16	6	0,426	0,201	60	1014	13,98
116022300	22 x 1,2	19,6	6	0,625	0,302	60	762	18,76
116028300	28 x 1,2	25,6	6	0,805	0,514	30	546	23,02
116035300	35 x 1,5	32	6	1,258	0,804	30	546	33,91
116042300	42 x 1,5	39	6	1,521	1,194	30	366	40,66
116054300	54 x 1,5	51	6	1,972	2,042	30	366	51,56

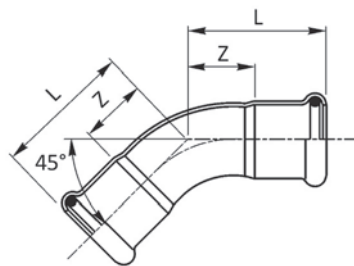
**114/200 6 m****B 30 34****TUBO PER VAPORE SATURO**

- PIPE FOR SATURATED STEAM
- ROHR FÜR SATTDAMPF
- TUBE POUR VAPEUR SATURÉE
- TUBO PARA VAPOR SATURADO

NORM: EN 10217-7 (DIN 17455) - EN 10312



Mat. Nr.: 1.4301 (AISI 304) L=6 m
Crudo - Not annealed - Ungeglüht - Non-hypertrempé - Crudo

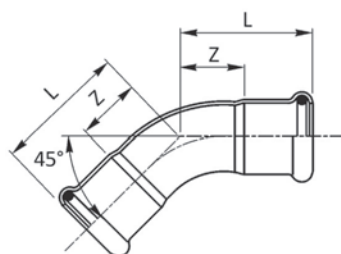
CODE	Dimensions mm x mm	Ø int mm	L m	 kg/m	Volume l/m	Minimum package m	Bundle m	€/m
114015200	15 x 1,0	13	6	0,351	0,133	60	1014	6,56
114018200	18 x 1,0	16	6	0,426	0,201	60	1014	7,72
114022200	22 x 1,2	19,6	6	0,625	0,302	60	762	10,90
114028200	28 x 1,2	25,6	6	0,805	0,514	30	546	14,03
114035200	35 x 1,5	32	6	1,258	0,804	30	546	21,17
114042200	42 x 1,5	39	6	1,521	1,194	30	366	26,04
114054200	54 x 1,5	51	6	1,972	2,042	30	366	34,48

**181/450 ST****CURVA 45° FF**

- 45° ELBOW FF
- BOGEN 45° II
- COUDE FF 45°
- CURVA 45° HH

MATERIAL: AISI 316L – 1.4404**O-RING:** STEAM bianco - white - Weiß
blanc - blanco**TYPE:** vapore saturo - saturated steam
Satttdampf - vapeur saturée
vapor saturado
P max 7 bara [6 barg] - T max 165°C

CODE	De mm	Radius	L mm	Z mm	 g		€
181015450ST	15	1,5 De	36	16	50	1	15,12
181018450ST	18	1,5 De	37	17	64	1	16,75
181022450ST	22	1,5 De	41	20	82	1	19,46
181028450ST	28	1,5 De	47	24	112	1	23,42
181035450ST	35	1,2 De	43	17	127	1	26,65
181042450ST	42	1,2 De	51	21	177	1	43,19
181054450ST	54	1,2 De	62	30	273	1	55,46





NEW

181/450C ST**CURVA 45° FF - RAGGIO STRETTO**

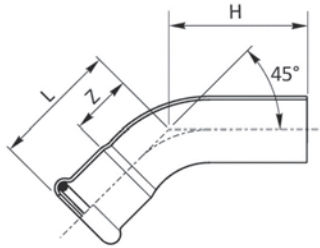
- 45° ELBOW FF - SHORT RADIUS
- BOGEN 45° II - KURZER RADIUS
- COUDE FF 45° - RAYON COURT
- CURVA 45° HH - RADIO CORTO

MATERIAL: AISI 316L – 1.4404**O-RING:** STEAM bianco - white - Weiß
blanc - blanco**TYPE:** vapore saturo - saturated steam
Satttdampf - vapeur saturée
vapor saturado
P max 7 bara [6 barg] - T max 165°C

CODE	De mm	Radius	L mm	Z mm	 g		€
181015450CST*	15	1,2 De	27,5	7,5	39	1	14,57
181018450CST*	18	1,2 De	29,5	9,5	48	1	16,14
181022450CST*	22	1,2 De	32	11	63	1	18,75
181028450CST*	28	1,2 De	37	14	90	1	22,56

(*) Disponibile dal 31/03/2021 – available from 31/03/2021 – Ab dem 31/03/2021 lagernd – disponible à partir du 31/03/2021 – disponible a partir del 31/03/2021

B 10 15



181/451 ST

CURVA 45° MF

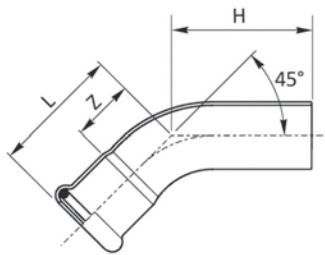
- 45° ELBOW MF
- BOGEN 45° IA
- COUDE MF 45°
- CURVA 45° HM

MATERIAL: AISI 316L - 1.4404

O-RING: STEAM bianco - white - Weiß
blanc - blanco

TYPE: vapore saturo - saturated steam
Sattdampf - vapeur saturée
vapor saturado
P max 7 bara [6 barg] - T max 165°C

CODE	De mm	Radius	L mm	H mm	Z mm	g	€
181015451ST	15	1,5 De	36	49	16	50	15,12
181018451ST	18	1,5 De	37	43	17	64	16,20
181022451ST	22	1,5 De	41	48	20	82	18,37
181028451ST	28	1,5 De	47	54,5	22	112	21,86
181035451ST	35	1,2 De	43	57,5	17	132	24,83
181042451ST	42	1,2 De	51	72	21	196	41,61
181054451ST	54	1,2 De	62	82	26	296	53,32



NEW

181/451C ST

CURVA 45° MF - RAGGIO STRETTO

- 45° ELBOW MF - SHORT RADIUS
- BOGEN 45° IA - KURZER RADIUS
- COUDE MF 45° - RAYON COURT
- CURVA 45° HM - RADIO CORTO

MATERIAL: AISI 316L - 1.4404

O-RING: STEAM bianco - white - Weiß
blanc - blanco

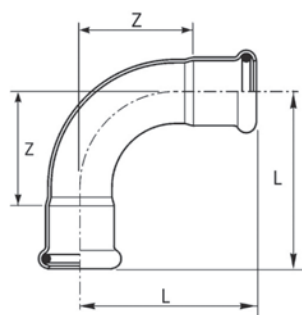
TYPE: vapore saturo - saturated steam
Sattdampf - vapeur saturée
vapor saturado
P max 7 bara [6 barg] - T max 165°C

CODE	De mm	Radius	L mm	H mm	Z mm	g	€
181015451CST*	15	1,2 De	27,5	36	7,5	38	14,57
181018451CST*	18	1,2 De	29,5	38	9,5	47	15,61
181022451CST*	22	1,2 De	32	42	11	63	17,70
181028451CST*	28	1,2 De	37	46	14	90	21,06

(*) Disponibile dal 31/03/2021 - available from 31/03/2021 - Ab dem 31/03/2021 lagernd - disponible à partir du 31/03/2021 - disponible a partir del 31/03/2021





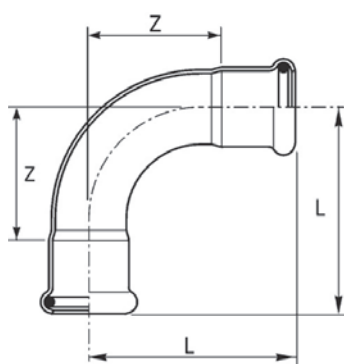
B1015

**181/900 ST****CURVA 90° FF**

- 90° ELBOW FF
- BOGEN 90° II
- COUDE FF 90°
- CURVA 90° HH

MATERIAL: AISI 316L – 1.4404**O-RING:** STEAM bianco - white - Weiß
blanc - blanco**TYPE:** vapore saturo - saturated steam
Satttdampf - vapeur saturée
vapor saturado
P max 7 bara [6 barg] - T max 165°C

CODE	De mm	Radius	L mm	Z mm	 g		€
181015900ST	15	1,5 De	50	30	58	1	11,56
181018900ST	18	1,5 De	54	34	72	1	13,23
181022900ST	22	1,5 De	60	39	102	1	15,95
181028900ST	28	1,5 De	73	50	143	1	21,26
181035900ST	35	1,2 De	68	42	162	1	33,16
181042900ST	42	1,2 De	80	50	231	1	56,98
181054900ST	54	1,2 De	100	64	367	1	79,48





NEW

181/900C ST**CURVA 90° FF - RAGGIO STRETTO**

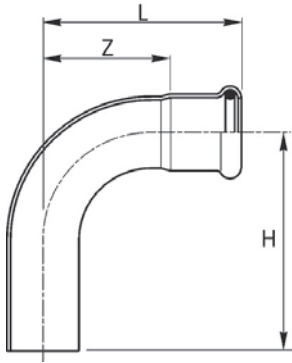
- 90° ELBOW FF - SHORT RADIUS
- BOGEN 90° II - KURZER RADIUS
- COUDE FF 90° - RAYON COURT
- CURVA 90° HH - RADIO CORTO

MATERIAL: AISI 316L – 1.4404**O-RING:** STEAM bianco - white - Weiß
blanc - blanco**TYPE:** vapore saturo - saturated steam
Satttdampf - vapeur saturée
vapor saturado
P max 7 bara [6 barg] - T max 165°C

CODE	De mm	Radius	L mm	Z mm	 g		€
181015900CST*	15	1,2 De	38	18	46	1	11,14
181018900CST*	18	1,2 De	41,5	21,5	58	1	12,75
181022900CST*	22	1,2 De	47	26	78	1	15,37
181028900CST*	28	1,2 De	56	33	116	1	20,48

(*) Disponibile dal 31/03/2021 – available from 31/03/2021 – Ab dem 31/03/2021 lagernd – disponible à partir du 31/03/2021 – disponible a partir del 31/03/2021

B 10 15



181/901 ST

CURVA 90° MF

- 90° ELBOW MF
- BOGEN 90° IA
- COUDE MF 90°
- CURVA 90° HM

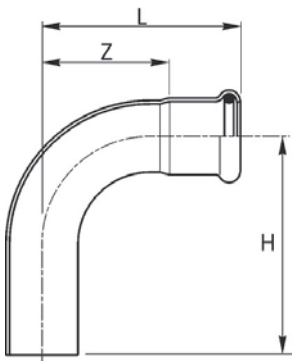
MATERIAL: AISI 316L - 1.4404

O-RING: STEAM bianco - white - Weiß
blanc - blanco

TYPE: vapore saturo - saturated steam
Sattdampf - vapeur saturée
vapor saturado
P max 7 bara [6 barg] - T max 165°C

CODE	De mm	Radius	L mm	H mm	Z mm	g	€
181015901ST	15	1,5 De	50	63	30	58	12,11
181018901ST	18	1,5 De	54	63	34	72	13,77
181022901ST	22	1,5 De	60	71	39	102	16,51
181028901ST	28	1,5 De	73	81	50	143	20,70
181035901ST	35	1,2 De	68	82	42	176	30,38
181042901ST	42	1,2 De	80	101	50	253	55,16
181054901ST	54	1,2 De	100	120	64	390	79,94

B 10 15



NEW

181/901C ST

IT:CURVA 90° MF - RAGGIO STRETTO

- 90° ELBOW MF - SHORT RADIUS
- BOGEN 90° IA - KURZER RADIUS
- COUDE MF 90° - RAYON COURT
- CURVA 90° HM - RADIO CORTO

MATERIAL: AISI 316L - 1.4404

O-RING: STEAM bianco - white - Weiß
blanc - blanco

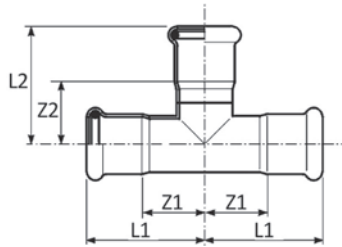
TYPE: vapore saturo - saturated steam
Sattdampf - vapeur saturée
vapor saturado
P max 7 bara [6 barg] - T max 165°C

CODE	De mm	Radius	L mm	H mm	Z mm	g	€
181015901CST*	15	1,2 De	38	48	18	46	11,67
181018901CST*	18	1,2 De	41,5	48,5	21,5	56	13,27
181022901CST*	22	1,2 De	47	57	26	79	15,91
181028901CST*	28	1,2 De	56	64	33	115	19,94

[*] Disponibile dal 31/03/2021 – available from 31/03/2021 – Ab dem 31/03/2021 lagernd – disponible à partir du 31/03/2021 – disponible a partir del 31/03/2021



B1015

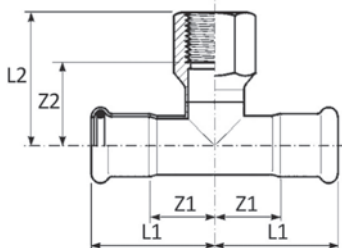
**182 ST****“T”**

- EQUAL TEE
- T-STÜCK
- TÉ ÉGAL
- TE IGUAL HHH

MATERIAL: AISI 316L – 1.4404**O-RING:** STEAM bianco - white - Weiß
blanc - blanco**TYPE:** vapore saturo - saturated steam
Satttdampf - vapeur saturée
vapor saturado

P max 7 bara [6 barg] - T max 165°C

CODE	De mm	Z1 mm	Z2 mm	L1 mm	L2 mm	g	kg	€
182015000ST	15	14	19	34	39	67	1	20,03
182018000ST	18	16	21	37	41	80	1	23,43
182022000ST	22	18	24	39	45	106	1	24,64
182028000ST	28	21	27	44	50	145	1	29,64
182035000ST	35	25	31	51	57	201	1	36,92
182042000ST	42	28	35	59	65	260	1	52,23
182054000ST	54	34	42	70	77	404	1	62,28

**189 ST****“T” CON DERIVAZIONE FILETTO F**

- BRANCH TEE FEMALE BSP OUTLET
- T-STÜCK MIT ABGANG IG
- TÉ MIXTE AVEC FILETAGE F
- TE HEMBRA ROSCADA

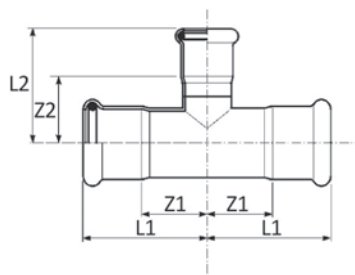
MATERIAL: AISI 316L – 1.4404**O-RING:** STEAM bianco - white - Weiß
blanc - blanco**TYPE:** vapore saturo - saturated steam
Satttdampf - vapeur saturée
vapor saturado

P max 7 bara [6 barg] - T max 165°C

THREAD: EN 10226-1 (ex ISO 7/1)

CODE	De x Rp x De mm x inch x mm	L1 mm	L2 mm	Z1 mm	Z2 mm	g	kg	€
189102015ST*	15 x 1/2" x 15	36,5	22,5	16,5	8,5	117	1	22,52
189102018ST*	18 x 1/2" x 18	36	24	16	10	128	1	23,11
189102022ST*	22 x 1/2" x 22	39	26	18	12	159	1	24,71
189304022ST*	22 x 3/4" x 22	41,5	30	20,5	14	184	1	28,19
189102028ST*	28 x 1/2" x 28	44	29	21	15	217	1	27,18
189304028ST*	28 x 3/4" x 28	44	30	21	14	221	1	32,31
189100035ST	35 x 1" x 35	51	47	22	28	250	1	63,14
189100042ST	42 x 1" x 42	59	60	29	41	346	1	69,18
189200054ST	54 x 2" x 54	70	81	34	55	838	1	104,04

[*] senza saldatura - seamless - nahtlos - sans soudure - sin soldadura

B 10 15


192 ST

“T” RIDOTTO

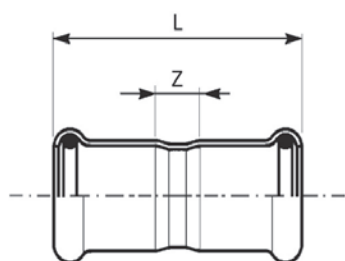
- REDUCING TEE
- T-STÜCK MIT REDUZIERTEM ABGANG
- TÉ RÉDUIT
- TE REDUCIDA HHH

MATERIAL: AISI 316L - 1.4404

O-RING: STEAM bianco - white - Weiß
blanc - blanco

TYPE: vapore saturo - saturated steam
Sattdampf - vapeur saturée
vapor saturado
P max 7 bara [6 barg] - T max 165°C

CODE	De mm	L1 mm	L2 mm	Z1 mm	Z2 mm	g	kg	€
192018015ST	18 x 15 x 18	36,5	41	15,5	21	80	1	19,73
192022018ST	22 x 18 x 22	39	43	18	23	95	1	21,71
192028022ST	28 x 22 x 28	44	47	21	26	135	1	27,41
192035022ST	35 x 22 x 35	51	51	25	30	167	1	33,45
192035028ST	35 x 28 x 35	51	54	25	31	171	1	34,80
192042028ST	42 x 28 x 42	59	57	29	34	243	1	49,06
192042035ST	42 x 35 x 42	59	61	29	35	272	1	50,14
192054035ST	54 x 35 x 54	70	68	34	42	361	1	56,19
192054042ST	54 x 42 x 54	70	72	34	42	376	1	60,21

B 10 15


183/000 ST

MANICOTTO

- COUPLING
- MUFFE
- MANCHON
- MANGUITO HH

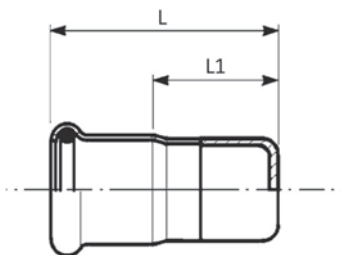
MATERIAL: AISI 316L - 1.4404

O-RING: STEAM bianco - white - Weiß
blanc - blanco

TYPE: vapore saturo - saturated steam
Sattdampf - vapeur saturée
vapor saturado
P max 7 bara [6 barg] - T max 165°C



CODE	De mm	L mm	Z mm	g	kg	€
183015000ST	15	49	9	35	1	7,83
183018000ST	18	50	10	42	1	8,92
183022000ST	22	53	11	54	1	10,27
183028000ST	28	56	10	71	1	11,75
183035000ST	35	63	10	97	1	14,86
183042000ST	42	72	12	136	1	20,14
183054000ST	54	83	13	198	1	24,42

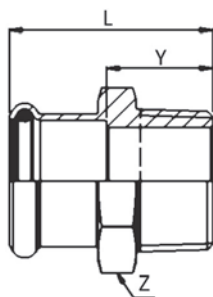
B 10 15

**183/003 ST****TAPPO DI CHIUSURA**

- STOP END
- VERSCHLUSSKAPPE
- BOUCHON D'OBTURATION
- TAPÓN

MATERIAL: AISI 316L - 1.4404**O-RING:** STEAM bianco - white - Weiß
blanc - blanco**TYPE:** vapore saturo - saturated steam
Satttdampf - vapeur saturée
vapor saturado
P max 7 bara (6 barg) - T max 165°C



CODE	De mm	L mm	L1 mm			€
183015003ST	15	44	24	32	1	10,92
183018003ST	18	44	24	38	1	11,38
183022003ST	22	45	24	51	1	13,22
183028003ST	28	48	25	68	1	18,19
183035003ST	35	52	26	95	1	20,74
183042003ST	42	56	26	126	1	31,87
183054003ST	54	62	27	185	1	37,58

**187 ST****MANICOTTO MISTO FILETTO M**

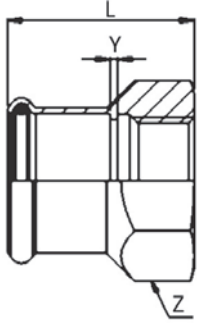
- MALE ADAPTER
- ÜBERGANGSSTÜCK MIT AG
- RACCORD AVEC FILETAGE MALE
- UNIÓN MACHO

MATERIAL: AISI 316L - 1.4404**O-RING:** STEAM bianco - white - Weiß
blanc - blanco**TYPE:** vapore saturo - saturated steam
Satttdampf - vapeur saturée
vapor saturado**THREAD:** P max 7 bara (6 barg) - T max 165°C
EN 10226-1 (ex ISO 7/1)

B 10 15

CODE	De x R mm x inch	L mm	Z mm	Y mm			€
187102015ST	15 x 1/2"	41	24	21	54	1	19,72
187102018ST	18 x 1/2"	41	27	21	58	1	21,47
187102022ST	22 x 1/2"	42	32	21	83	1	23,35
187304022ST	22 x 3/4"	44	32	23	89	1	24,18
187100022ST	22 x 1"	46	36	25	154	1	28,76
187304028ST	28 x 3/4"	47	38	24	114	1	32,77
187100028ST	28 x 1"	48	38	25	123	1	34,82
187114035ST	35 x 1 1/4"	55	46	28	180	1	46,05
187112042ST	42 x 1 1/2"	59	55	28	236	1	66,89
187200054ST	54 x 2"	71	65	35	362	1	94,01

B 10 15





190 ST

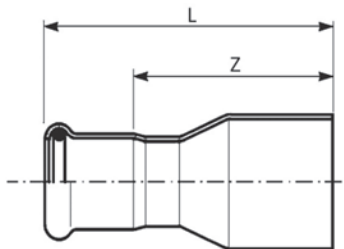
MANICOTTO MISTO FILETTO F

- FEMALE ADAPTER
- ÜBERGANGSSTÜCK MIT IG
- RACCORD AVEC FILETAGE FEMELLE
- UNIÓN HEMBRA

MATERIAL: AISI 316L - 1.4404
O-RING: STEAM bianco - white - Weiß
 blanc - blanco
TYPE: vapore saturo - saturated steam
 Sattedampf - vapeur saturée
 vapor saturado
 P max 7 bara [6 barg] - T max 165°C
THREAD: EN 10226-1 (ex ISO 7/1)

CODE	De x Rp mm x inch	L mm	Z mm	Y mm			€
190102015ST	15 x 1/2"	38	27	2	64	1	21,23
190102018ST	18 x 1/2"	38	27	2	89	1	22,39
190304022ST	22 x 3/4"	40	32	2	82	1	27,89
190304028ST	28 x 3/4"	42	38	2	130	1	31,85
190100028ST	28 x 1"	45	41	2	158	1	43,63
190114035ST	35 x 1 1/4"	52	46	2	170	1	47,58
190112042ST	42 x 1 1/2"	56	55	2	243	1	74,20
190200054ST	54 x 2"	65	65	2	314	1	110,47

B 10 15





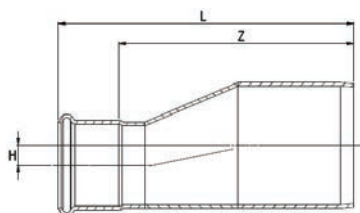
191 ST

RIDUZIONE MF

- REDUCER
- REDUZIERSTÜCK
- REDUCTION
- REDUCCIÓN MH



MATERIAL: AISI 316L - 1.4404
O-RING: STEAM bianco - white - Weiß
 blanc - blanco
TYPE: vapore saturo - saturated steam
 Sattedampf - vapeur saturée
 vapor saturado
 P max 7 bara [6 barg] - T max 165°C

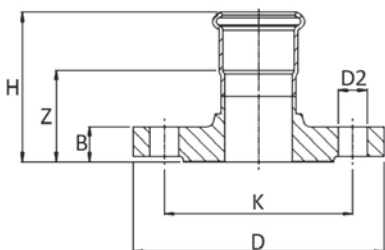
CODE	De mm	L mm	Z mm			€
191018015ST	18 x 15	57	37	35	1	9,07
191022018ST	22 x 18	60	40	47	1	10,24
191028022ST	28 x 22	65	44	66	1	11,94
191035028ST	35 x 28	71	48	98	1	18,51
NEW 191042028ST	42 x 28	93	70	130	1	48,30
191042035ST	42 x 35	81	55	138	1	25,93
191054042ST	54 x 42	97,5	67,5	210	1	33,51

**191/E ST****B 1015****RIDUZIONE ECCENTRICA**

- ECCENTRIC REDUCER
- REDUZIERSTÜCK EXZENTRISCH
- RÉDUCTION EXCENTRIQUE
- REDUCCIÓN EXCÉNTRICA



MATERIAL: AISI 316L – 1.4404**O-RING:** STEAM bianco - white - Weiß
blanc - blanco**TYPE:** vapore saturo - saturated steam
Sattdampf - vapeur saturée
vapor saturado
P max 7 bara [6 barg] - T max 165°C

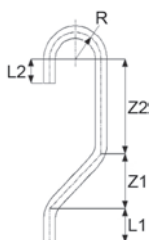
CODE	De mm	L mm	Z mm	H mm			€
191042028EST	42 x 28	101,5	78,5	6	140	1	50,60
191054028EST	54 x 28	123,5	100,5	12	206	1	58,03
191054035EST	54 x 35	127	101,5	8,5	224	1	72,25

**193/000 ST****B 1015****MANICOTTO FLANGIATO**

- ADAPTOR FLANGE
- ÜBERGANGSFLANSCH
- BRIDE DE RACCORDEMENT
- BRIDA ADAPTADOR




MATERIAL: AISI 316L – 1.4404**O-RING:** STEAM bianco - white - Weiß
blanc - blanco**TYPE:** vapore saturo - saturated steam
Sattdampf - vapeur saturée
vapor saturado
P max 7 bara [6 barg] - T max 165°C**PN 16**

CODE	De mm	DN flg	H mm	Z mm	B mm	D mm	D2 mm	Holes Nr.	K mm			€
193015000ST	15	15	55	35	14	95	14	4	65	660	1	72,65
193018000ST	18	15	55,5	35,5	14	95	14	4	65	660	1	74,68
193022000ST	22	20	58,5	37,5	16	105	14	4	75	945	1	86,85
193028000ST	28	25	61,5	38,5	16	115	14	4	85	1140	1	106,19
193035000ST	35	32	65,5	39,5	16	140	18	4	100	1640	1	149,87
193042000ST	42	40	69	39	16	150	18	4	110	1800	1	175,84
193054000ST	54	50	78	42	18	165	18	4	125	2450	1	216,81





















**178****B 1011****TUBO PER DERIVAZIONE VAPORE SATURO**

- PIPE FOR SATURATED STEAM BYPASS
- ROHR FÜR SATTDAMPF-BYPASS
- TUBE POUR DÉRIVATION VAPEUR SATURÉE
- TUBO PARA DERIVACIÓN DE VAPOR SATURADO

MATERIAL: AISI 316L – 1.4404


CODE	De mm	L1 mm	L2 mm	Z1 mm	Z2 mm	R mm				€
178015316	15	30	30	96	114	35	143	1	20	36,59
178018316	18	50	35	108	112	39	195	1	20	39,18
178022316	22	50	35	110	110	41	359	1	20	46,27
178028316	28	60	40	139	113	51	550	1	15	64,82

Certificazioni / Certifications

		SYSTÈMES DE CANALISATIONS DE DISTRIBUTION D'EAU - SYSTÈME STEELPRES	79-1975-V1	Ø 15 - 108 mm
		TUBE FITTINGS - STEELPRES	TAP000017J	Ø 15 - 108 mm
		STEELPRES PRESSFITTING SYSTEM	POCC IT.AM05.H05079	Ø 15 - 108 mm
		HORGANYZOTT ACÉL CSÖVEK ÉS PRÉSIDOMOK STEELPRES PVC BEVONATOS HORGANYZOTT ACÉL CSÖVEK	A-42/2017	Ø 15 - 108 mm
		LACZNIKI ZAPRASOWYWANE ZE STALI SYSTEMU INOXPRES I STEELPRES DO LACZENIA RUR ZE STALI	ITB-KOT-2019/1222	Ø 15 - 108 mm
		RURY I KSZTAŁTKI DN 20 DO DN 50, ZE STALI WĘGLOWEJ OCYNKOWANEJ, SYSTEM STEELPRES	AT-1106-0269/2010/2015	Ø 22 - 54 mm
		SYSTEM OF STEEL PIPES AND STEEL COMPRESSION FITTINGS STEELPRES	STO-30-00114-17	Ø 15 - 108 mm
		SYSTÉM OCEĽOVÝCH RÚR A OCEĽOVÝCH LISOVACÍCH TVAROVIEK STEELPRES	0026/104/2011	Ø 15 - 108 mm
		STEELPRES, PIPING SYSTEM AND FITTING	19-GE1920311-PDA	Ø 15 - 108 mm
		STEELPRES, MECHANICAL JOINTS	ML 16T00012	Ø 15 - 108 mm

Campi di applicazione / Fields of application

steelPRES®



Riscaldamento
Heating



Raffrescamento
Cooling



Solare termico con
O-Ring FKM
Solar thermal with
FKM O-Ring




Aria compressa
Compressed air



Antincendio
Fire protection systems *
* no reti idranti / no hydrants systems

steelPRES® O-ring EPDM

Nero | Black | Schwarz | Noir | Negro



**316/005**


≤54 B 40 41

76÷108 B 40 42

**ZINCATO
ESTERNAMENTE**

- OUTSIDE GALVANIZED
- AUSSEN VERZINKT
- GALVANISÉS EXTÉRIEUR
- GALVANIZADO EXTERIOR

NORM: EN 10305-3**Mat. Nr.: 1.0215 (E 220 CR2S4) L=6 m**

CODE	Dimensions mm x mm	Ø int mm	L m	 kg/m	Volume l/m	Minimum package m	Bundle m	€/m
316012005	12 x 1,2	9,6	6	0,320	0,072	150	1014	2,73
316015005	15 x 1,2	12,6	6	0,408	0,125	120	1014	3,02
316018005	18 x 1,2	15,6	6	0,497	0,191	90	1014	3,29
316022005	22 x 1,5	19	6	0,824	0,284	60	762	5,05
316028005	28 x 1,5	25	6	1,052	0,491	60	546	6,61
316035005	35 x 1,5	32	6	1,320	0,804	30	546	8,45
316042005	42 x 1,5	39	6	1,620	1,194	30	366	9,90
316054005	54 x 1,5	51	6	2,089	2,042	30	366	13,77
316076005	76,1 x 2,0	72,1	6	3,652	4,080	12	114	29,65
316088005	88,9 x 2,0	84,9	6	4,290	5,660	12	114	36,82
316108005	108 x 2,0	104	6	5,230	8,490	6	114	45,21

Raccomandato per impianti di riscaldamento**Recommended for heating installation****Empfehl fuer Heizunagsanlagen****Recommandé pour installations de chauffage****Recomendado para instalaciones de calefacción**


316/003
≤54 B 40 44
76÷108 B 40 45
**ZINCATO
 ESTERNAMENTE CON RIVESTIMENTO
 IN PP**

- OUTSIDE GALVANIZED WITH PP-COATING
- AUSSEN VERZINKT MIT PP-UMMANTELUNG
- GALVANISÉS EXTÉRIEUR AVEC REVÊTEMENT PP
- GALVANIZADO EXTERIOR, REVESTIMIENTO DE PP

NORM: EN 10305-3

Mat. Nr.: 1.0215 [E 220 CR2S4] + PP L=6 m

CODE	Dimensions mm x mm	Ø int mm	L m	kg/m	Volume l/m	Minimum package m	Bundle m	€/m
316012003	12 x 1,2	9,6	6	0,358	0,072	150	1014	4,61
316015003	15 x 1,2	12,6	6	0,454	0,125	120	1014	5,21
316018003	18 x 1,2	15,6	6	0,552	0,191	90	1014	5,75
316022003	22 x 1,5	19	6	0,890	0,284	60	762	8,03
316028003	28 x 1,5	25	6	1,136	0,491	60	546	10,15
316035003	35 x 1,5	32	6	1,424	0,804	30	546	13,06
316042003	42 x 1,5	39	6	1,744	1,194	30	366	15,20
316054003	54 x 1,5	51	6	2,257	2,042	30	366	20,63
316076003	76,1 x 2,0	72,1	6	3,875	4,080	12	114	41,28
316088003	88,9 x 2,0	84,9	6	4,550	5,660	12	114	49,96
316108003	108 x 2,0	104	6	5,545	8,490	6	114	60,80

Spessore polipropilene: 1 mm
 Polypropylene thickness: 1 mm
 Dicken polypropylen: 1 mm
 Polypropylène d'épaisseur: 1 mm
 Polipropileno de espesor: 1 mm

Raccomandato per impianti di raffrescamento
Recommended for cooling installation
Empfeht fuer Kuehlungsanlagen
Recommandé pour installations de refroidissement
Recomendado para instalaciones de refrigeracion

**316/002**


≤54 B 40 43

76÷108 B 40 46

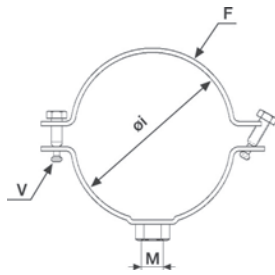
**ZINCATO
INTERNAMENTE ED ESTERNAMENTE**

- INSIDE AND OUTSIDE GALVANIZED
- INNEN UND AUSSEN VERZINKT
- GALVANISÉS INTÉRIEUR ET EXTÉRIEUR
- GALVANIZADO INTERIOR Y EXTERIOR

NORM: EN 10305-3**Mat. Nr.: 1.0031 (E 190 CR2S4) L=6 m**

CODE	Dimensions mm x mm	Ø int mm	L m	 kg/m	Volume l/m	Minimum package m	Bundle m	€/m
316022002	22 x 1,5	19	6	0,824	0,284	60	1770	5,85
316028002	28 x 1,5	25	6	1,052	0,491	60	1380	7,64
316035002	35 x 1,5	32	6	1,320	0,804	30	966	9,78
316042002	42 x 1,5	39	6	1,620	1,194	30	822	11,47
316054002	54 x 1,5	51	6	2,098	2,042	30	510	15,93
316076000	76,1 x 2,0	72,1	6	3,652	4,080	12	234	34,07
316088000	88,9 x 2,0	84,9	6	4,290	5,660	12	210	42,34
316108000	108 x 2,0	104	6	5,230	8,490	6	150	52,01

Solo per impianti d'aria compressa e gas inerti.**Only for compressed air and inert gases systems.****Nur für Druckluft und Inertgas.****Seulement pour les systèmes à air comprimé et à gaz inertes.****Sólo para sistemas de aire comprimido y gases inertes.**



351

COLLARE PER TUBO STEELPRES

- CLAMP FOR STEELPRES PIPE
- ROHRSCHELLE FÜR STEELPRES ROHR
- COLLIER POUR TUBE STEELPRES
- ABRAZADERA PARA TUBO STEELPRES

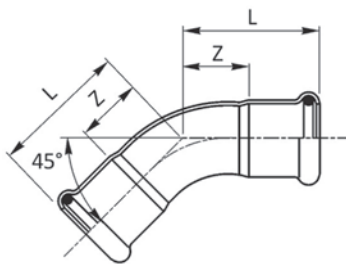
MATERIAL: St. W 24

NOTE: dado saldato con puntatura elettrica
spot welded nut

CODE	DN mm	F lg x sp mm	V mm				€
351150001 **	15	20 x 2,5	M 6 x 20	60	2	50*	2,65
351308000	18	20 x 2,5	M 6 x 20	63	2	100*	0,89
351102000	22	20 x 2,5	M 6 x 20	65	2	100*	0,86
351304000	28	20 x 2,5	M 6 x 25	69	2	100*	0,89
351100000	35	20 x 2,5	M 6 x 25	78	2	100*	0,90
351114000	42	20 x 2,5	M 6 x 25	89	2	50*	1,01
351054000	54	20 x 2,5	M 6 x 25	100	2	50*	1,12
351212000	76,1	30 x 2,5	M 6 x 25	187	2	20*	2,30
351300000	88,9	30 x 2,5	M 6 x 25	215	2	20*	2,41
351108000	108	30 x 2,5	M 6 x 25	232	2	20*	2,75




(*) unità minima di vendita / minimum selling quantity

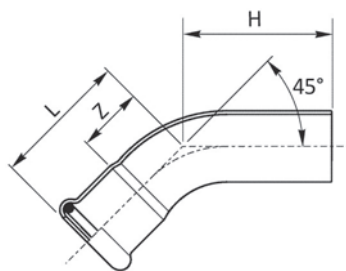
(**) Art. 351150001 Rivestimento in gomma - With rubber gasket - Mit Gummieinlage - Isophonique - Junta de goma (famiglia / family Y 20 25)

**381/450**
≤54 B 20 21
76÷108 B 20 22
CURVA 45° FF

- 45° ELBOW FF
- BOGEN 45° II
- COUDE FF 45°
- CURVA 45° HH




MATERIAL: E 195 - 1.0034**O-RING:** EPDM nero - black - Schwarz - noir - negro

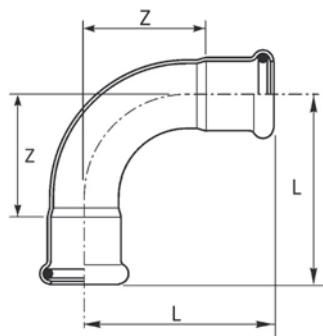
CODE	De mm	L mm	Z mm				€
381015450	15	27,5	7,5	37	20	400	4,03
381018450	18	29,5	9,5	45	20	300	4,35
381022450	22	32	11	59	20	200	4,50
381028450	28	37	14	87	10	100	6,13
381035450	35	43	17	124	10	60	11,62
381042450	42	51	21	175	4	40	14,74
381054450	54	62	30	282	2	20	17,25
381076450	76,1	131,5	76,5	910	2	2	52,51
381088450	88,9	144	84	1125	2	2	75,97
381108450	108	169	94	1620	2	2	93,77

**381/451**
≤54 B 20 21
76÷108 B 20 22
CURVA 45° MF

- 45° ELBOW MF
- BOGEN 45° IA
- COUDE MF 45°
- CURVA 45° HM

MATERIAL: E 195 - 1.0034**O-RING:** EPDM nero - black - Schwarz - noir - negro

CODE	De mm	L mm	H mm	Z mm				€
381015451	15	27,5	36	7,5	39	20	400	4,03
381018451	18	29,5	38	9,5	46	20	300	4,18
381022451	22	32	42	11	60	20	200	4,37
381028451	28	37	46	14	88	10	100	6,39
381035451	35	43	57	17	135	10	60	11,44
381042451	42	51	72	21	196	4	40	14,57
381054451	54	62	82	26	300	2	20	17,09
381076451	76,1	131,5	149	76,5	870	2	2	50,32
381088451	88,9	144	159	84	1365	2	2	73,69
381108451	108	169	199	94	1922	2	2	93,46



381/900

≤54 B 20 21
76÷108 B 20 22

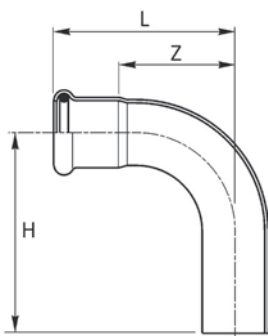
CURVA 90° FF

- 90° ELBOW FF
- BOGEN 90° II
- COUDE FF 90°
- CURVA 90° HH

MATERIAL: E 195 - 1.0034

O-RING: EPDM nero - black - Schwarz - noir - negro

CODE	De mm	L mm	Z mm	g			€
381012900	12	42	24	42	20	400	3,82
381015900	15	38	18	44	20	400	3,46
381018900	18	41,5	21,5	55	20	300	3,74
381022900	22	47	26	73	10	150	4,29
381028900	28	56	33	109	10	100	5,87
381035900	35	68	42	156	5	50	12,69
381042900	42	80	50	231	2	30	20,98
381054900	54	100	64	369	2	18	24,97
381076900	76,1	160	105	1150	2	2	54,40
381088900	88,9	182	122	1560	2	2	75,01
381108900	108	220	145	2250	2	2	101,28



381/901

≤54 B 20 21
76÷108 B 20 22

CURVA 90° MF

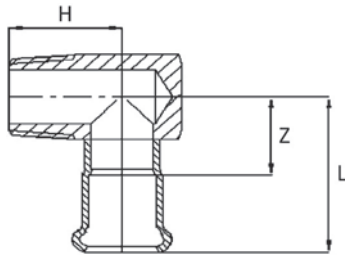
- 90° ELBOW MF
- BOGEN 90° IA
- COUDE MF 90°
- CURVA 90° HM

MATERIAL: E 195 - 1.0034

O-RING: EPDM nero - black - Schwarz - noir - negro




CODE	De mm	L mm	H mm	Z mm	g		€
381012901	12	42	48	24	46	20	4,16
381015901	15	38	48	18	44	20	3,78
381018901	18	41,5	48,5	21,5	56	20	4,07
381022901	22	47	57	26	77	10	4,68
381028901	28	56	64	33	113	10	5,82
381035901	35	68	82	42	174	5	12,69
381042901	42	80	101	50	235	2	21,54
381054901	54	100	120	64	385	2	25,63
381076901	76,1	160	180	105	1155	2	51,22
381088901	88,9	182	197	122	1585	2	80,89
381108901	108	220	236	145	2155	2	98,85

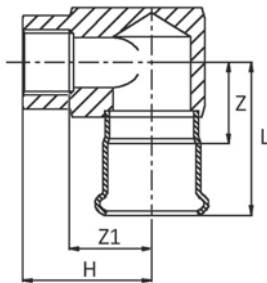
B 20 21

**385****GOMITO MISTO 90° FILETTO M**

- ELBOW ADAPTER 90° WITH MALE THREAD
- ÜBERGANGSWINKEL 90° AG
- EQUERRE 90° AVEC FILETAGE M
- CODO MACHO

MATERIAL: E 195 - 1.0034**O-RING:** EPDM nero - black - Schwarz - noir - negro**THREAD:** EN 10226-1 (ex ISO 7/1)




CODE	De x R mm x inch	L mm	H mm	Z mm				€
385308015	15 x 3/8"	36	21	16	90	20	200	11,37
385102015	15 x 1/2"	37	26	17	94	20	200	11,79
385102018	18 x 1/2"	37	26	17	105	10	100	12,76
385304022	22 x 3/4"	41	29	20	149	10	100	15,29

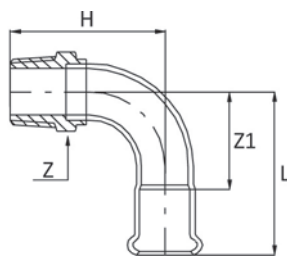
**398****GOMITO MISTO 90° FILETTO F**

- ELBOW ADAPTER 90° WITH FEMALE THREAD
- ÜBERGANGSWINKEL 90° IG
- EQUERRE 90° AVEC FILETAGE F
- CODO HEMBRA

MATERIAL: E 195 - 1.0034**O-RING:** EPDM nero - black - Schwarz - noir - negro**THREAD:** EN 10226-1 (ex ISO 7/1)

B 20 21




CODE	De x Rp mm x inch	L mm	H mm	Z mm	Z1 mm				€
398304022	22 x 3/4"	46	44	25	27	270	10	50	22,31
398102028	28 x 1/2"	49	42	26	27	300	10	50	22,65
398304028	28 x 3/4"	49	47	26	30	330	10	50	22,65

**397****CURVA FILETTATA 90° FILETTO M**

- 90° ELBOW MALE BSP
- BOGEN 90° MIT AG
- COUDE 90° AVEC FILETAGE M
- CODO A 90° MH

MATERIAL: E 195 - 1.0034**O-RING:** EPDM nero - black - Schwarz - noir - negro**THREAD:** EN 10226-1 (ex ISO 7/1)

B 20 21



CODE	De x R mm x inch	L mm	H mm	Z mm	Z1 mm				€
397308012	12 x 3/8"	42	34	22	24	42	20	300	11,29
397308015	15 x 3/8"	50	47,5	21	30	65	20	300	10,37
397102015	15 x 1/2"	50	47	21	30	77	20	300	10,77
397102018	18 x 1/2"	54	52	24	34	92	20	200	11,69
397304022	22 x 3/4"	60	62	30	39	135	10	100	14,41
397100028	28 x 1"	73	74	36	50	208	10	50	18,03
397114035	35 x 1"1/4	68	80	46	42	262	5	40	29,44
397112042	42 x 1"1/2	80	98	60	50	413	2	20	45,30
397200054	54 x 2"	100	131,5	65	65	482	2	12	65,33

The **1st** seamless **Pressfitting Tee**

in **carbon steel** and **copper nickel**


steelPRES® MARINE **PRES**®

NO MORE
LEAKS!

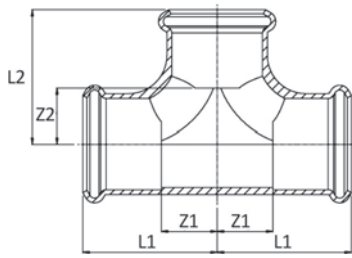


Seamless

For equal/reduced "T"
up to 54 mm



Welded

**382**




≤54 B 20 21

76÷108 B 20 22

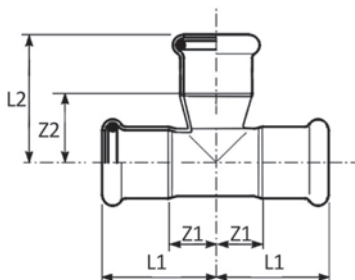
“T”

- EQUAL TEE
- T-STÜCK
- TÉ ÉGAL
- TE IGUAL HHH

MATERIAL: E 195 - 1.0034**O-RING:** EPDM nero - black - Schwarz - noir - negro

CODE	De mm	L1 mm	L2 mm	Z1 mm	Z2 mm				€
382012000	12	28	35	10	17	48	20	200	8,40
382015000*	15	32	32	10,5	10,5	72	20	200	7,91
382018000*	18	34	34	12,5	12,5	85	20	100	8,34
382022000*	22	37	37	14,5	14,5	116	20	100	8,71
382028000*	28	42	42	17,5	17,5	173	10	50	11,12
382035000*	35	50	50	22,5	22,5	240	4	32	17,67
382042000*	42	57	57	25,5	25,5	337	4	20	25,70
382054000*	54	69	69	32,5	32,5	473	2	12	30,80
382076000	76,1	108	118	52	63	1275	2	2	115,94
382088000	88,9	132	131	72	71	1535	2	2	133,17
382108000	108	155	159	74	84	2115	2	2	168,27

[*] idroformato - hydroformed - hydrogeformt - hydroformé - hidroformado




**392/A**

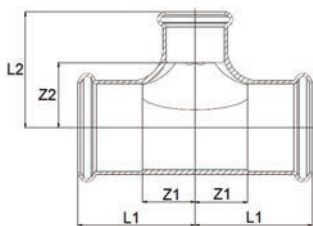
B 20 21

TEE ALLARGATO

- TEE OVERSIZE BRANCH
- T-STÜCK MIT ERWEITERTEM ABGANG
- TÉ AVEC SORTIE ÉVASÉE
- TE CON SALIDA ENSANCHADA

MATERIAL: E 195 - 1.0034**O-RING:** EPDM nero - black - Schwarz - noir - negro

CODE	De mm	L1 mm	L2 mm	Z1 mm	Z2 mm				€
392012015	12 x 15 x 12	28	38	10	17	52	20	100	15,95
392015018	15 x 18 x 15	37	36	16	15	71	20	100	17,23
392015022	15 x 22 x 15	37	42	16	19	84	10	100	19,26
392018022	18 x 22 x 18	40	45	19	22	97	10	100	19,60
392022028	22 x 28 x 22	41	45	18	21	123	10	50	20,40



392




≤54 B 20 21
76÷108 B 20 22

"T" RIDOTTO

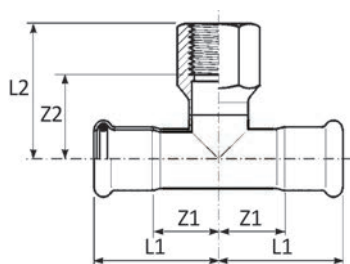
- REDUCING TEE
- T-STÜCK MIT REDUZIERTEM ABGANG
- TÉ RÉDUIT
- TE REDUCIDA HHH

MATERIAL: E 195 - 1.0034

O-RING: EPDM nero - black - Schwarz - noir - negro




CODE	De mm	L1 mm	L2 mm	Z1 mm	Z2 mm				€
392015012	15 x 12 x 15	37	33	16	15	64	20	100	9,67
392018012	18 x 12 x 18	40	34	19	16	72	20	100	9,77
392018015*	18 x 15 x 18	34	35	12,5	13,5	83	20	100	9,55
392022012	22 x 12 x 22	41	36	18	18	94	10	100	12,81
392022015*	22 x 15 x 22	37	38	14,5	16,5	110	10	100	10,16
392022018*	22 x 18 x 22	37	38	14,5	16	112	10	100	10,39
392028015*	28 x 15 x 28	42	40,5	17,5	19	146	10	50	13,13
392028018*	28 x 18 x 28	42	40,5	17,5	19	150	10	50	13,59
392028022*	28 x 22 x 28	42	41	17,5	20	155	10	50	14,31
392035015	35 x 15 x 35	50	44	24	24	205	5	50	18,44
392035018*	35 x 18 x 35	50	44	24	24	191	5	50	19,76
392035022*	35 x 22 x 35	50	44	22,5	23	207	5	50	20,16
392035028*	35 x 28 x 35	50	44	22,5	19,5	213	5	35	20,39
392042022*	42 x 22 x 42	57	53	25,5	30,5	285	4	20	25,25
392042028*	42 x 28 x 42	57	56	25,5	38	295	4	20	25,91
392042035*	42 x 35 x 42	57	61	25,5	33,5	311	4	20	26,93
392054022*	54 x 22 x 54	69	59	32,5	36,5	420	2	16	30,05
392054028*	54 x 28 x 54	69	64	32,5	39,5	432	2	16	30,68
392054035*	54 x 35 x 54	69	67	32,5	39,5	443	2	16	31,47
392054042*	54 x 42 x 54	69	70	32,5	38,5	461	2	16	33,36
392076022	76,1 x 22 x 76,1	108	74	52	53	995	2	2	106,70
392076028	76,1 x 28 x 76,1	108	77	52	54	1015	2	2	108,02
392076035	76,1 x 35 x 76,1	108	80	52	54	1025	2	2	110,32
392076042	76,1 x 42 x 76,1	108	84	52	54	1045	2	2	112,62
392076054	76,1 x 54 x 76,1	108	90	52	55	1065	2	2	113,83
392088028	88,9 x 28 x 88,9	132	84	72	61	1365	2	2	117,20
392088035	88,9 x 35 x 88,9	132	88	72	62	1395	2	2	119,52
392088042	88,9 x 42 x 88,9	132	91	72	61	1425	2	2	124,10
392088054	88,9 x 54 x 88,9	132	97	72	62	1455	2	2	128,71
392088076	88,9 x 76,1 x 88,9	132	125	72	70	1485	2	2	133,85
392108028	108 x 28 x 108	155	94	74	71	1815	2	2	143,66
392108035	108 x 35 x 108	155	97	74	71	1845	2	2	147,09
392108042	108 x 42 x 108	155	101	74	71	1875	2	2	149,39
392108054	108 x 54 x 108	155	107	74	72	1905	2	2	151,68
392108076	108 x 76 x 108	155	135	74	80	1935	2	2	156,28
392108088	108 x 88,9 x 108	155	141	74	81	1965	2	2	167,31

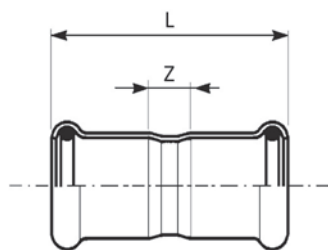
(*) idroformato - hydroformed - hydrogeformt - hydroformé - hidroformado

**389**
≤54 B 20 21
76÷108 B 20 22
“T” CON DERIVAZIONE FILETTO F

- BRANCH TEE FEMALE BSP OUTLET
- T-STÜCK MIT ABGANG IG
- TÉ MIXTE AVEC FILETAGE F
- TE HEMBRA ROSCADA

MATERIAL: E 195 - 1.0034**O-RING:** EPDM nero - black - Schwarz - noir - negro**THREAD:** EN 10226-1 (ex ISO 7/1)

CODE	De x Rp x De mm x inch x mm	L1 mm	L2 mm	Z1 mm	Z2 mm				€
389102015	15 x 1/2" x 15	35	36	14	21	72	20	100	11,09
389102018	18 x 1/2" x 18	37	38	16	23	91	20	100	11,09
389102022	22 x 1/2" x 22	39	39	18	24	128	10	100	11,77
389304022	22 x 3/4" x 22	39	44	18	28	133	10	100	14,95
389102028	28 x 1/2" x 28	44	42	21	27	158	10	50	13,92
389304028	28 x 3/4" x 28	44	47	21	30	161	10	50	15,28
389100028	28 x 1" x 28	44	53	21	34	246	5	50	19,71
389102035	35 x 1/2" x 35	51	45	25	30	200	5	50	17,43
389304035	35 x 3/4" x 35	51	50	25	34	191	5	40	23,01
389100035	35 x 1" x 35	51	56	25	37	250	5	40	24,63
389102042	42 x 1/2" x 42	59	49	28	34	255	4	32	26,13
389304042	42 x 3/4" x 42	59	54	28	37	255	4	32	30,54
389102054	54 x 1/2" x 54	70	56	34	41	300	2	14	30,22
389304054	54 x 3/4" x 54	70	61	34	45	353	2	14	32,12
389100054	54 x 1" x 54	70	56	34	41	441	2	14	47,71
389102076	76,1 x 1/2" x 76,1	108	68	52	53	1040	2	2	139,14
389304076	76,1 x 3/4" x 76,1	108	77	52	60	1040	2	2	143,16
389102088	88,9 x 1/2" x 88,9	132	76	72	61	1255	2	2	152,12
389304088	88,9 x 3/4" x 88,9	132	84	72	68	1255	2	2	156,17
389102108	108 x 1/2" x 108	155	85	74	70	1700	2	2	189,24
389304108	108 x 3/4" x 108	155	94	74	77	1700	2	2	195,18



383/000

≤54 B 20 21
76÷108 B 20 22

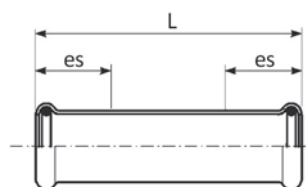
MANICOTTO

- COUPLING
- MUFFE
- MANCHON
- MANGUITO HH

MATERIAL: E 195 - 1.0034

O-RING: EPDM nero - black - Schwarz - noir - negro

CODE	De mm	L mm	Z mm	g			€
383012000	12	42	6	25	20	500	2,98
383015000	15	49	9	33	20	500	2,54
383018000	18	50	10	40	20	300	2,67
383022000	22	53	11	52	20	200	2,97
383028000	28	56	10	69	10	150	3,60
383035000	35	63	10	90	10	100	5,96
383042000	42	72	12	127	4	60	8,08
383054000	54	83	13	189	2	24	9,63
383076000	76,1	142	32	635	4	4	30,01
383088000	88,9	166	46	765	4	4	37,74
383108000	108	203	41	1170	2	2	50,31



383/001

≤54 B 20 21
76÷108 B 20 22

MANICOTTO PASSANTE

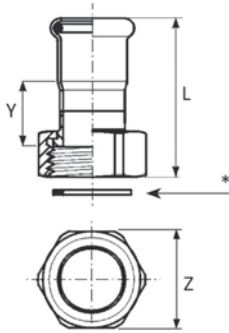
- SLIP COUPLING
- SCHIEBEMUFFE
- MANCHON LONG
- MANGUITO SIN TOPE

MATERIAL: E 195 - 1.0034

O-RING: EPDM nero - black - Schwarz - noir - negro




CODE	De mm	L mm	es mm	g			€
383012001	12	56	22	42	20	500	3,68
383015001	15	69	25	56	20	200	3,58
383018001	18	73	25	65	20	200	4,03
383022001	22	79	25	85	20	100	4,29
383028001	28	88,5	30	118	10	100	5,29
383035001	35	102,5	30	141	10	50	11,18
383042001	42	117,5	40	234	4	40	12,60
383054001	54	139	40	321	4	20	14,24
383076001	76,1	230	60	940	2	2	46,47
383088001	88,9	260	70	1240	2	2	62,13
383108001	108	310	80	1835	2	2	67,06


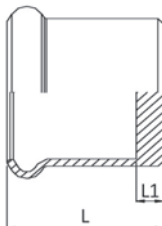
B 20 21

**383/002****MANICOTTO CON DADO FOLLE**

- VALVE CONNECTOR
- ANSCHLUSSVERSCHRAUBUNG
- RACCORD ÉCROU LIBRE
- RÁCOR DOS PIEZAS

MATERIAL: E 195 - 1.0034
O-RING: EPDM nero - black - Schwarz - noir - negro
GASKET: [*]: EPDM nero - black - Schwarz - noir - negro
THREAD: ISO 228/1 [ex DIN 259]




CODE	De x G mm x inch	L mm	Z mm	Y mm	Gasket mm				€
383015002	15 x 3/4"	37	30	10	24x14 thk 2,5	60	10	250	9,15
383018002	18 x 3/4"	37	30	10	24x14 thk 2,5	68	10	250	9,43
383022012	22 x 3/4"	54	30	25	24x14 thk 2,5	103	10	200	10,35
383022002	22 x 1"	40	36	10	30x20 thk 2,5	86	10	200	10,07
383022022	22 x 1"1/2	42,5	55	14	44,5x30 thk 2,5	305	10	80	10,19
383028012	28 x 1"	58	36	27	30x20 thk 2,5	142	10	150	13,73
383028002	28 x 1"1/4	47	46	14	39x27 thk 2,5	136	10	150	13,68
383028022	28 x 1"1/2	48	55	14	44,5x30 thk 2,5	300	10	60	14,56
383035012	35 x 1"1/4	67	46	32	39x27 thk 2,5	237	4	60	18,24
383035002	35 x 1"1/2	52	55	14	44,5x30 thk 2,5	292	4	60	18,24
383042022	42 x 1"1/2	77	55	35	44,5x30 thk 2,5	422	2	40	25,88
383042002	42 x 1"3/4	55	60	14	50,5x38 thk 2,5	360	2	60	25,88
383042012	42 x 2"	56	65	14,5	56x42 thk 2,5	310	2	40	25,88
383054012	54 x 2"	83	65	36,5	56x42 thk 2,5	475	2	30	36,43
383054002	54 x 2"3/8	60	75	15	65,5x45 thk 3	442	2	40	36,59
383054022	54 x 2"1/2	65,5	81	16	71,5x53 thk 3	537	2	24	44,32

**383/003****TAPPO DI CHIUSURA**

- STOP END
- VERSCHLUSSKAPPE
- BOUCHON D'OBTURATION
- TAPÓN

MATERIAL: E 195 - 1.0034
O-RING: EPDM nero - black - Schwarz - noir - negro

≤54 B 20 21
 76÷108 B 20 22

CODE	De mm	L mm	L1 mm				€
383012003	12	30	13	21	20	500	6,10
383015003	15	26	5	28	20	500	5,10
383018003	18	26	5	30	10	300	5,47
383022003	22	27	5	40	10	200	6,02
383028003	28	29	5	57	10	150	8,03
383035003	35	32	5	80	5	100	9,67
383042003	42	36	5	115	4	80	14,98
383054003	54	41	5	177	4	40	18,23
383076003	76,1	78	6	540	2	10	36,52
383088003	88,9	88	6	730	2	10	45,01
383108003	108	102	6	935	2	2	62,88

B 20 21

384/000

BOCCHETTONE SEDE PIANA FILETTO M

- STRAIGHT MALE UNION CONNECTOR
- DURCHGANGSVERSCHRAUBUNG MIT AUSSENGEWINDE
- RACCORD UNION FILETÉ
- RÁCOR 3 PIEZAS ROSCADO MACHO

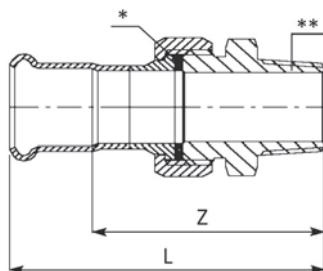
MATERIAL: E 195 - 1.0034

FITTING: [**]: ottone - brass - Messing - laiton - latón

O-RING: EPDM nero - black - Schwarz - noir - negro

GASKET: [*]: EPDM nero - black - Schwarz - noir - negro

THREAD: EN 10226-1 (ex ISO 7/1)



CODE	De x R mm x inch	L mm	Z mm	Gasket mm				€
384015000	15 x 1/2"	64	44	24x14 thk 2,5	146	2	120	18,68
384018000	18 x 1/2"	64	44	24x14 thk 2,5	176	2	120	21,62
384022000	22 x 3/4"	69	46	30x20 thk 2,5	202	2	100	24,99
384028000	28 x 1"	80	56	39x27 thk 2,5	468	2	60	28,33
384035000	35 x 1 1/4"	89	62	44,5x30 thk 2,5	618	2	40	39,11
384042000	42 x 1 1/2"	93	61	50,5x38 thk 2,5	824	2	30	59,77
384054000	54 x 2"	104	66	65,5x45 thk 3	1178	2	20	135,96

B 20 21

384/001

BOCCHETTONE SEDE PIANA FILETTO F

- STRAIGHT FEMALE UNION CONNECTOR
- DURCHGANGSVERSCHRAUBUNG MIT INNENGEWINDE
- RACCORD UNION TARAUDÉ
- RÁCOR 3 PIEZAS HEMBRA


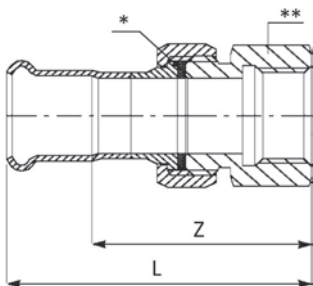
MATERIAL: E 195 - 1.0034

FITTING: [**]: ottone - brass - Messing - laiton - latón

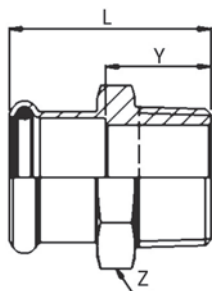
O-RING: EPDM nero - black - Schwarz - noir - negro

GASKET: [*]: EPDM nero - black - Schwarz - noir - negro

THREAD: EN 10226-1 (ex ISO 7/1)



CODE	De x Rp mm x inch	L mm	Z mm	Gasket mm				€
384015001	15 x 1/2"	59	38	24x14 thk 2,5	138	2	120	22,77
384018001	18 x 1/2"	59	38	24x14 thk 2,5	140	2	120	23,75
384022001	22 x 3/4"	64	41	30x20 thk 2,5	209	2	100	27,69
384028001	28 x 1"	73	49	39x27 thk 2,5	450	2	60	39,40
384035001	35 x 1 1/4"	81	54	44,5x30 thk 2,5	600	2	40	51,08
384042001	42 x 1 1/2"	85	53	50,5x38 thk 2,5	621	2	30	75,57
384054001	54 x 2"	102	66	65,5x45 thk 3	1189	2	20	95,82

**387**




≤54 B 20 21

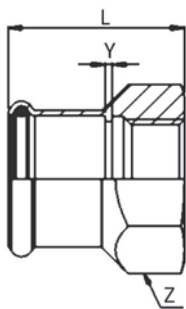
76÷108 B 20 22

**MANICOTTO MISTO
FILETTO M**

- MALE ADAPTER
- ÜBERGANGSSTÜCK MIT AG
- RACCORD AVEC FILETAGE MALE
- UNIÓN MACHO

MATERIAL: E 195 - 1.0034
O-RING: EPDM nero - black - Schwarz - noir - negro
THREAD: EN 10226-1 [ex ISO 7/1]

CODE	De x R mm x inch	L mm	Z mm	Y mm				€
387308012	12 x 3/8"	38	19	21	41	20	300	7,17
387308015	15 x 3/8"	41	24	21	58	20	400	7,21
387102015	15 x 1/2"	44	24	24	65	20	300	7,21
387304015	15 x 3/4"	44	27	24	78	10	200	7,40
387102018	18 x 1/2"	44	27	24	72	20	300	7,43
387304018	18 x 3/4"	45	30	25	107	10	200	8,71
387102022	22 x 1/2"	42	32	21	60	10	200	8,31
387304022	22 x 3/4"	45	32	25	93	10	200	8,32
387100022	22 x 1"	46	36	25	154	10	100	9,34
387304028	28 x 3/4"	47	38	24	114	10	100	10,10
387100028	28 x 1"	48	38	25	116	10	100	10,40
387114028	28 x 1"1/4	52	46	29	195	5	50	11,23
387100035	35 x 1"	52	46	25	169	5	50	13,13
387114035	35 x 1"1/4	56	46	29	205	5	50	13,41
387112035	35 x 1"1/2	55	50	28	220	5	50	14,22
387112042	42 x 1"1/2	63	55	33	250	4	40	15,27
387200054	54 x 2"	72	65	36	356	4	32	24,17
387212076	76,1 x 2"1/2	98	83	43	752	2	8	103,52
387300088	88,9 x 3"	111	98	51	1191	2	4	154,86
387400108	108 x 4"	132	118	57	1802	2	2	168,59



390




MANICOTTO MISTO FILETTO F

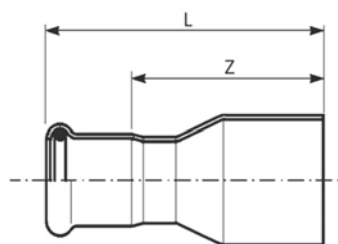
- FEMALE ADAPTER
- ÜBERGANGSSTÜCK MIT IG
- RACCORD AVEC FILETAGE FEMELLE
- UNIÓN HEMBRA

MATERIAL: E 195 - 1.0034

O-RING: EPDM nero - black - Schwarz - noir - negro

THREAD: EN 10226-1 (ex ISO 7/1)

CODE	De x Rp mm x inch	L mm	Z mm	Y mm	 g			€
390102012	12 x 1/2"	38	27	3	55	20	300	10,54
390308015	15 x 3/8"	35	24	2	48	20	300	7,22
390102015	15 x 1/2"	38	27	2	60	20	300	7,22
390304015	15 x 3/4"	39	32	2	78	10	200	7,42
390102018	18 x 1/2"	38	27	2	60	20	300	7,42
390304018	18 x 3/4"	39	32	2	78	10	200	8,89
390102022	22 x 1/2"	39	32	2	96	10	200	9,10
390304022	22 x 3/4"	40	32	2	81	10	150	9,23
390100022	22 x 1"	43	41	2	147	10	100	10,42
390102028	28 x 1/2"	41	38	2	155	10	100	9,73
390304028	28 x 3/4"	42	38	2	132	10	100	10,70
390100028	28 x 1"	45	41	2	147	10	100	10,70
390100035	35 x 1"	51	46	2	218	5	50	11,82
390114035	35 x 1 1/4"	52	46	2	154	5	50	12,47
390112042	42 x 1 1/2"	56	55	2	245	4	40	13,67
390200054	54 x 2"	65	65	2	329	4	32	22,87



391

≤54 B 20 21
76÷108 B 20 22

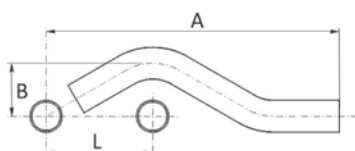
RIDUZIONE MF

- REDUCER
- REDUZIERSTÜCK
- REDUCTION
- REDUCCIÓN MH

MATERIAL: E 195 - 1.0034

O-RING: EPDM nero - black - Schwarz - noir - negro

CODE	De mm	L mm	Z mm				€
391015012	15 x 12	51	33	29	20	500	3,64
391018012	18 x 12	53	35	32	20	500	3,64
391018015	18 x 15	57	37	36	20	500	3,76
391022012	22 x 12	60	42	41	20	300	3,86
391022015	22 x 15	64	44	45	20	300	3,76
391022018	22 x 18	60	40	48	20	300	4,06
391028015	28 x 15	76,5	56,5	50	20	200	6,17
391028018	28 x 18	68	48	62	20	200	5,95
391028022	28 x 22	65	42,5	59	20	200	3,70
391035022	35 x 22	70	49	89	10	100	5,06
391035028	35 x 28	71	48	91	10	100	4,32
391042022	42 x 22	97	76	120	4	80	10,92
391042028	42 x 28	93	70	127	4	80	11,27
391042035	42 x 35	81	55	130	4	40	8,90
391054022	54 x 22	104	83	192	4	40	31,08
391054028	54 x 28	108,5	85,5	155	4	40	31,08
391054035	54 x 35	108	82	189	4	40	27,30
391054042	54 x 42	97,5	67,5	205	4	32	10,83
391076042	76,1 x 42	157	127	506	4	4	46,11
391076054	76,1 x 54	159	124	517	4	4	42,58
391088054	88,9 x 54	179	143	667	4	4	54,75
391088076	88,9 x 76,1	184	129	792	4	4	64,87
391108076	108 x 76,1	203	148	983	2	2	69,42
391108088	108 x 88,9	207	147	1079	2	2	83,12



379

B 20 21

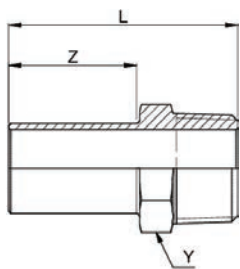
"S" DI SCAVALCAMENTO MM

- PIPE BRIDGE
- SPRUNGBOGEN
- "S" DE CHEVAUCHEMENT MALE
- "S" DE SUPERPOSICIÓN MM

MATERIAL: E 195 - 1.0034

CODE	De mm	L mm	A mm	B mm				€
379012000	12	55	154	35	10	10	150	5,06
379015000	15	57	158	30	14	10	150	5,44
379018000	18	60	166	31	17	10	100	6,06
379022000	22	65	179	33	29	10	100	7,29
379028000	28	73	206	36	44	10	50	8,63

B 20 21



393/M

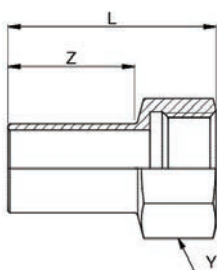
MANICOTTO CON INSERIMENTO FILETTO M

- MALE REDUCTION SOCKET
- ÜBERGANG AUSSENGEWINDE MIT EINSCHUBENDE
- MANCHON DE RÉDUCTION FILETÉ
- ADAPTADOR MACHO

MATERIAL: E 195 - 1.0034
THREAD: EN 10226-1 (ex ISO 7/1)

CODE	De x R mm x inch	L mm	Z mm	Y mm	g	kg	Box	€
393102115	15 x 1/2"	52	31	22	56	20	300	4,96
393102118	18 x 1/2"	52	31	22	49	20	300	5,41
393304118	18 x 3/4"	55	31	27	93	20	200	5,73
393102122	22 x 1/2"	55	32	27	68	10	200	6,13
393304122	22 x 3/4"	56	32	27	78	10	200	7,42
393100128	28 x 1"	64	37	38	141	10	100	10,72

B 20 21



393/F

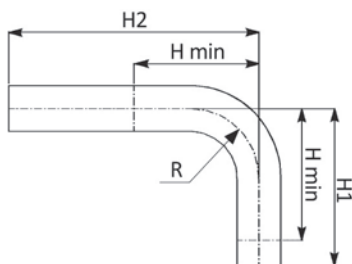
MANICOTTO CON INSERIMENTO FILETTO F

- FEMALE REDUCTION SOCKET
- ÜBERGANG INNENGEWINDE MIT EINSCHUBENDE
- MANCHON DE RÉDUCTION AVEC TARAUDAGE
- ADAPTADOR HEMBRA

MATERIAL: E 195 - 1.0034
THREAD: EN 10226-1 (ex ISO 7/1)

CODE	De x Rp mm x inch	L mm	Z mm	Y mm	g	kg	Box	€
393102015	15 x 1/2"	52	37	24	49	20	400	4,50
393102018	18 x 1/2"	52	37	24	50	20	400	4,87
393304018	18 x 3/4"	51	37	30	62	20	300	5,45
393102022	22 x 1/2"	52	37	24	51	20	300	6,05
393304022	22 x 3/4"	52	38	30	63	20	300	7,02

B 20 21



394/900

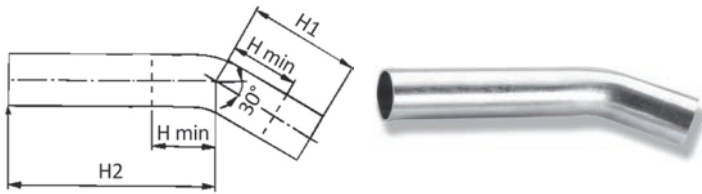
TUBO CURVO 90°

- 90° ELBOW MM
- PASSBOGEN 90°
- COUDE D'AJUSTEMENT 90°
- TUBO RICURVO 90° MM

MATERIAL: E 195 - 1.0034

CODE	De mm	H1 mm	H min mm	H2 mm	R mm	g	kg	Box	€
394015900	15	70	48	120	35	87	20	160	4,62
394018900	18	70	53	120	38	105	20	120	5,15
394022900	22	70	61	120	40	130	10	100	5,23
394028900	28	97	80	125	45	197	10	50	5,96
394035900	35	120	90	200	42	372	4	20	13,65
394042900	42	160	115	250	50	578	2	10	21,07
394054900	54	300	140	305	65	1114	2	2	28,72

B 20 21

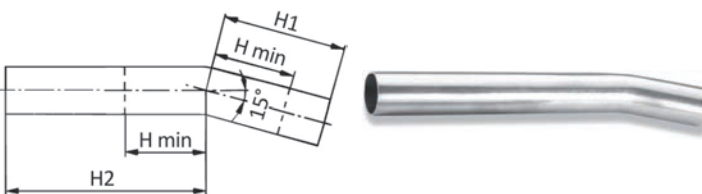
**394/300****TUBO CURVO 30°**

- 30° ELBOW MM
- PASSBOGEN 30°
- COUDE D'AJUSTEMENT 30°
- TUBO RICURVO 30° MM

MATERIAL: E 195 - 1.0034

CODE	De mm	H1 mm	H min mm	H2 mm				€
394028300	28	54	47	130	179	10	50	9,77
394035300	35	80	50	218	366	4	24	18,41
394042300	42	98	54	274	553	2	10	27,15
394054300	54	137	72	324	888	2	2	35,56

B 20 21

**394/150****TUBO CURVO 15°**


- 15° ELBOW MM
- PASSBOGEN 15°
- COUDE D'AJUSTEMENT 15°
- TUBO RICURVO 15° MM

MATERIAL: E 195 - 1.0034

CODE	De mm	H1 mm	H min mm	H2 mm				€
394028150	28	45	38	136	176	10	50	9,77
394035150	35	62	32	234	364	4	24	18,41
394042150	42	94	50	276	551	2	10	27,15
394054150	54	117	52	337	876	2	2	35,56

≤54 B 20 21

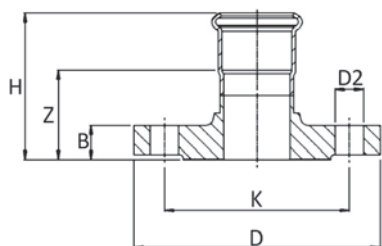
76÷108 B 20 22

**393/002****MANICOTTO FLANGIATO**

- ADAPTOR FLANGE
- ÜBERGANGSFLANSCH
- BRIDE DE RACCORDEMENT
- BRIDA ADAPTADOR

MATERIAL: E 195 - 1.0034**O-RING:** EPDM nero - black - Schwarz - noir - negro**PN 6**

CODE	De mm	DN flg	H mm	Z mm	B mm	D mm	D2 mm	Holes Nr.	K mm				€
393015002	15	15	39	19	12	80	11	4	55	434	2	20	27,91
393018002	18	15	39,5	19,5	12	80	11	4	55	431	2	20	29,42
393022002	22	20	42,5	21,5	14	90	11	4	65	636	2	14	31,69
393028002	28	25	45,5	22,5	14	100	11	4	75	784	2	10	37,35
393035002	35	32	51	25,5	16	120	14	4	90	1259	2	6	43,02
393042002	42	40	55	25	16	130	14	4	100	1472	2	6	47,54
393054002	54	50	62	26	16	140	14	4	110	1657	2	4	57,73
393076002	76,1	65	100,5	45,5	14	160	14	4	130	1849	2	2	101,87
393088002	88,9	80	112	52	16	190	18	4	150	2879	2	2	115,45
393108002	108	100	128	53	16	210	18	4	170	3488	2	2	169,79



393/000

≤54 B 20 21

76÷108 B 20 22

MANICOTTO FLANGIATO

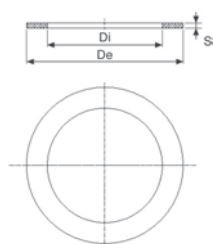
- ADAPTOR FLANGE
- ÜBERGANGSFLANSCH
- BRIDE DE RACCORDEMENT
- BRIDA ADAPTADOR

MATERIAL: E 195 - 1.0034

O-RING: EPDM nero - black - Schwarz - noir - negro

PN 16

CODE	De mm	DN flg	H mm	Z mm	B mm	D mm	D2 mm	Holes Nr.	K mm				€
393015000	15	15	43	23	16	95	14	4	65	578	2	20	34,06
393018000	18	15	44	24	16	95	14	4	65	572	2	20	35,34
393022000	22	20	47	26	18	105	14	4	75	754	2	14	38,40
393028000	28	25	50	27	18	115	14	4	85	1094	2	10	42,52
393035000	35	32	53	27	18	140	18	4	100	1672	2	6	53,17
393042000	42	40	57	27	18	150	18	4	110	1988	2	6	60,28
393054000	54	50	64	28	18	165	18	4	125	2666	2	4	74,68
393076000	76,1	65	104,5	49,5	18	185	18	8	145	2994	2	2	118,18
393088000	88,9	80	116	56	20	200	18	8	160	3861	2	2	139,67
393108000	108	100	132	57	20	220	18	8	180	4623	2	2	193,41



434/PN 6

R 30 30

GUARNIZIONE ECOLOGICA PER FLANGE


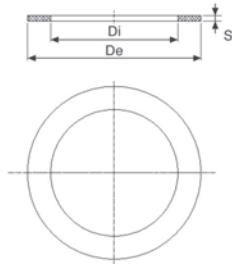
- GASKET FOR FLANGE
- FLANSCHDICHTUNG
- JOINT POUR BRIDE
- JUNTA ECOLÓGICA PARA BRIDA

MATERIAL: Sesalit Eco

NORM: EN 1092-1

PN 6

CODE	DN	De mm	Di mm	S mm			€
434015006	15 - [1/2"]	44	20	2	4	10	0,59
434020006	20 - [3/4"]	54	25	2	6	10	0,86
434025006	25 - [1"]	64	30	2	9	10	1,18
434032006	32 - [1 1/4"]	75	38	2	11	10	1,60
434040006	40 - [1 1/2"]	85	45	2	14	10	2,07
434050006	50 - [2"]	95	57	2	15	10	3,15
434065006	65 - [2 1/2"]	115	76	2	19	10	4,34
434080006	80 - [3"]	132	89	2	26	10	5,15
434100006	100 - [4"]	152	108	2	29	10	6,10



434/PN10-16



R 30 30

GUARNIZIONE ECOLOGICA PER FLANGE

- GASKET FOR FLANGE
- FLANSCHDICHTUNG
- JOINT POUR BRIDE
- JUNTA ECOLÓGICA PARA BRIDA

MATERIAL: Sesalit Eco
NORM: EN 1092-1

**PN
10/16**

CODE	DN	De mm	Di mm	S mm			€
434015000	15 - [1/2"]	50	20	2	6	10	0,59
434020000	20 - [3/4"]	60	25	2	8	10	0,84
434025000	25 - [1"]	70	30	2	10	10	1,17
434032000	32 - [1 1/4"]	82	38	2	14	10	1,60
434040000	40 - [1 1/2"]	92	45	2	17	10	2,07
434050000	50 - [2"]	108	57	2	22	10	3,13
434065000	65 - [2 1/2"]	127	76	2	27	10	4,32
434080000	80 - [3"]	142	89	2	30	10	5,10
434100000	100 - [4"]	162	108	2	38	10	5,86

Sesalit ECO: fibre organiche e sintetiche legate con gomma NBR/SBR esente amianto

IMPIEGHI: Acqua calda e fredda, olii vegetali ed animali, aria, alcuni carburanti (no GAS)

LIMITI DI TEMPERATURA ORIENTATIVI

Temperatura massima per brevi esposizioni: 180°-200° C

Temperatura massima di esercizio continuo per fluidi non aggressivi: 140° C

Temperatura massima di esercizio continuo con vapore: 110° C

OMOLOGAZIONI: acqua potabile WRAS n° 1605525

Sesalit ECO: organic and synthetic fibers bonded with NBR/SBR asbestos-free

USES: hot and cold water, vegetable and animal oils, air, some fuels (no GAS)

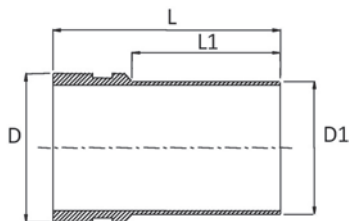
GUIDELINE TEMPERATURE LIMITS

Maximum temperature for short exposure: 180°-200° C

Maximum operating temperature for continuous non-aggressive fluids: 140° C

Maximum temperature for continuous operation with steam: 110° C

APPROVAL: potable water WRAS n° 1605525






322

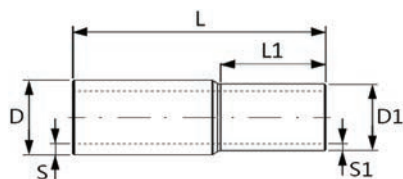
B 20 22

**RACCORDO DI TRANSIZIONE
STEELPRES TUBAZIONI SCANALATE A
GIUNTI RAPIDI**

- TRANSITION PIECE STEELPRES/COUPLINGS
- ÜBERGANG STEELPRES/KUPPLUNG
- RACORD DE PASAGE ENTRE STEELPRES ET TUBE CANNELÉ
- RÁCOR DE TRANSICIÓN STEELPRES/TUBERIA CANALADA

MATERIAL: E 275+N - 1.0225

CODE	D mm	D1 mm	L mm	L1 mm				€
322060042	60	42	120	69	410	1	25	44,64
322060054	60	54	120	80	410	1	20	39,55
322076054	76	54	130	76	585	1	15	57,81



375

≤54 B 20 21

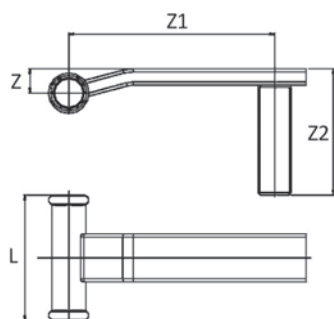
76÷108 B 20 22

GIUNTO A SALDARE SENZA ZINCATURA

- COMBINATION PIPE WELDING END (NOT GALVANIZED)
- KOMBIROHR MIT ANSCHWEISSENDE (NICHT VERZINKT)
- TUBE RÉDUIT AVEC EXTRÉMITÉ À SOUDER (NON GALVANISÉ)
- UNIÓN A SALDAR SIN ZINCADURA

MATERIAL: E 195 - 1.0034

CODE	D mm	D1 mm	S mm	S1 mm	L1 mm	L mm	g	kg	box	€
375308012	17,2	12	4,1	1,5	26	120	124	10	100	27,95
375308015	17,2	15	2,6	1,5	30	120	89	10	100	29,48
375102018	21,3	18	3,15	1,5	30	120	132	10	100	31,12
375304022	26,9	22	3,95	1,5	34	120	216	10	100	33,95
375100028	33,7	28	4,35	1,5	34	120	303	5	80	42,93
375114035	42,4	35	5,2	1,5	40	120	423	5	50	51,46
375112042	48,3	42	4,65	1,5	45	120	438	5	40	60,72
375200054	60,3	54	4,65	1,5	50	120	537	2	24	99,57
375212076	76,1	76,1	3,7	2	70	120	570	2	24	110,65
375300088	88,9	88,9	4,1	2	75	120	692	2	12	138,03
375400108	114,3	108	5,2	2	90	120	842	2	10	192,32



396/RAD

B 20 21

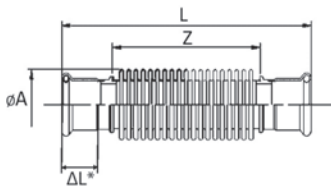
ATTACCO VERNICIATO PER RADIATORE

- PAINTED RADIATOR CONNECTOR
- HEIZUNGSANSCHLUSS LACKIERT
- CONNECTEUR PEINT DE RADIATEUR
- CONECTADOR PINTADO DEL RADIADOR

MATERIAL: E 195 - 1.0034

O-RING: EPDM nero - black - Schwarz - noir - negro

CODE	De mm	L mm	Z mm	Z1 mm	Z2 mm	g	kg	box	€
396102015V	15 x 1/2"	80	16	131	82	224	1	50	37,39
396102018V	18 x 1/2"	80	16	131	82	236	1	50	38,62



199

≤54 B 10 11

76÷108 B 10 12

COMPENSATORE DI DILATAZIONE

- EXPANSION COMPENSATOR
- WELLENKOMPENSATOR
- COMPENSATEUR D'EXPANSION
- DILATADOR

MATERIAL: AISI 316L - 1.4404**O-RING:** EPDM nero - black - Schwarz - noir - negro

CODE	De mm	L mm	ΔL* mm	Cycles**	Z mm	A mm				€
199015000	15	139	16	800	71	22	80	1	100	135,79
199018000	18	143	18	800	74	27	108	1	80	149,35
199022000	22	139	20	800	68	34	130	1	80	166,32
199028000	28	150	22	800	73	41	155	1	40	213,88
199035000	35	177	26	800	90	51	251	1	24	264,77
199042000	42	202	32	800	107	61	440	1	16	315,70
199054000	54	221	36	800	113	71	550	1	12	390,38
NEW 199076000	76,1	278	30	500	180	87	1464	1	1	592,13
NEW 199088000	88,9	314	40	500	235	105	1871	1	1	731,88
NEW 199108000	108	388	50	500	255	131	2845	1	1	848,17

(*) Corsa assiale in compressione - Compression axial stroke - Axialhub in Kompression - Course axiale en compression - Carrera axial en compresión

(**) Numero di cicli di lavoro alla massima compressione - Work cycles number at maximum compression - Anzahl der Zyklen bei einer maximaler Kompression - Nombre de cycles de travail à compression maximale - Número de ciclos de trabajo a máxima compresión

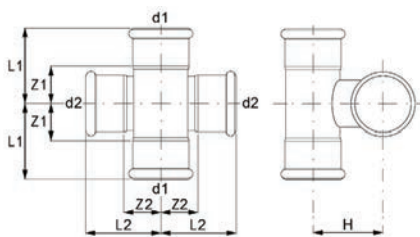
Sono concessi singoli raccordi in acciaio inox inseriti in un impianto in acciaio al carbonio.

Single joints in stainless steel are accepted inside a carbon steel installations.

Einzelne Fittings Inox in einer Carbon-Anlage sind zulässig.

Sont concedes les raccords simples inox inseres dans l'installation carbone.

Se aceptan accesorios independientes de inox / cobre / cuproniquel insertados en una instalación de acero carbono.



399

B 20 21

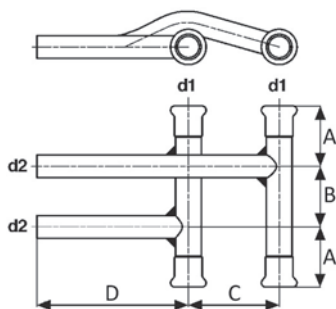
CROCE A 90°

- CROSSOVER 90°
- KREUZSTÜCH 90°
- CROIX 90°
- CRUZ 90°

MATERIAL: E 195 - 1.0034**O-RING:** EPDM nero - black - Schwarz - noir - negro

CODE	d1 - d2	L1 mm	L2 mm	Z1 mm	Z2 mm	H mm				€
399015015	15 x 15	34,5	34,5	14,5	14,5	20	92	10	100	32,21
399018015	18 x 15	36,5	34,5	16,5	14,5	21,5	102	10	100	35,34
399022015	22 x 15	39,5	34,5	18,5	14,5	24	121	10	80	37,03
399022018	22 x 18	39,5	36,5	18,5	16,5	25,5	131	10	80	37,55
399028015	28 x 15	44	34,5	21	14,5	26,5	150	10	50	39,06
399028018	28 x 18	44	36,5	21	16,5	28	160	10	50	39,58

B 20 21



395

SCAVALCO SINGOLO

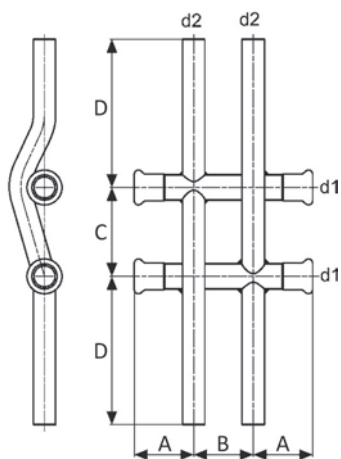
- SINGLE CROSSING
- HEIZKÖRPERANSCHLUSS
- RACCORDEMENT SINGLE ALLÉE ET RETOUR
- MANGUITO C/ CURVA DESVIACIÓN

MATERIAL: E 195 - 1.0034

O-RING: EPDM nero - black - Schwarz - noir - negro

CODE	d1 - d2	A mm	B mm	C mm	D mm	g	kg	box	€
395012012	12 x 12	30	40	60	100	205	1	30	62,33
395015012	15 x 12	40	40	60	100	244	1	30	62,76
395015015	15 x 15	40	40	60	100	266	1	30	62,99
395018012	18 x 12	40	40	60	100	276	1	25	63,22
395018015	18 x 15	40	40	60	100	298	1	25	64,75
395022012	22 x 12	40	40	60	100	322	1	20	66,54
395022015	22 x 15	40	40	60	100	340	1	20	69,63
395028012	28 x 12	40	40	60	100	374	1	20	70,95
395028015	28 x 15	40	40	60	100	394	1	15	71,85

B 20 21



396

SCAVALCO DOPPIO

















- DOUBLE CROSSING
- KREUZFITTING
- RACCORDEMENT DOUBLE ALLÉE ET RETOUR
- MANGUITO C/ CURVA DESVIACIÓN DOBLE

MATERIAL: E 195 - 1.0034

O-RING: EPDM nero - black - Schwarz - noir - negro

CODE	d1 - d2	A mm	B mm	C mm	D mm	g	kg	box	€
396012012	12 x 12	30	40	60	100	280	1	20	80,25
396015012	15 x 12	40	40	60	100	318	1	20	87,36
396015015	15 x 15	40	40	60	100	376	1	20	88,71
396018012	18 x 12	40	40	60	100	355	1	20	92,71
396018015	18 x 15	40	40	60	100	410	1	15	94,26
396022012	22 x 12	40	40	60	100	380	1	15	95,56
396022015	22 x 15	40	40	60	100	436	1	15	96,24
396028012	28 x 12	40	40	60	100	452	1	10	99,79
396028015	28 x 15	40	40	60	100	494	1	10	102,90
396035015	35 x 15	40	40	60	100	556	1	10	113,98

Certificazioni / Certifications

		PRODUKTE DER WASSERVERSORGUNG	DW-8511CLO331	Ø 15 – 54 mm
		AESPRES RANGE OF COMPRESSION FITTINGS	1806312	Ø 15 – 54 mm
		PRESSFITTINGS, TYPE AESPRES	n°1988	Ø 15 – 54 mm
		PRESS-FITTINGS AESPRES	K 83136/03	Ø 15 – 54 mm
		PRESSFITTINGS TIL KOBBRØR Ø 15-54 MM	VA 1.22/20514	Ø 15 – 54 mm
		AESPRES, PRESSKOPPLING Ø 15-54 MM	SC0265-16	Ø 15 – 54 mm
		RACCORDI A PRESSARE IN RAME-BRONZO / COPPER-BRONZE PRESSFITTINGS PRODOTTI E COMPONENTI UTILIZZATI A CONTATTO CON ACQUA POTABILE PRODUCT AND ELEMENTS IN CONTACT WITH DRINKING WATER	ICIM-CAP-009671-00	Ø 12 – 54 mm
		AESPRES PRESSFITTING SYSTEM	POCC IT.AM05.H05079	Ø 15 – 108 mm

Campi di applicazione / Fields of application

AES PRES®



Acqua potabile
Potable water



Riscaldamento
Heating



Raffrescamento
Cooling



Solare termico con O-Ring FKM
Solar thermal
with FKM O-Ring



Aria compressa
Compressed Air



Antincendio
Fire protection systems

AES PRES® O-ring EPDM

Nero | Black | Schwarz | Noir | Negro



FOCUS ON

TUBO RAME PER AESPRES - AESPRES GAS / AESPRES - AESPRES GAS COPPER PIPING

Le tubazioni per impianti acqua e gas in rame, devono essere rispondenti alla norma UNI EN 1057:2010.

Rame e leghe di rame - Tubi rotondi di rame senza saldatura per acqua e gas nelle applicazioni sanitarie e di riscaldamento.

Piping for copper water and gas installation should comply with the standard EN 1057:2010, "Copper and copper alloys - Round tubes in copper without welding for water and gas in health-care and heating applications".

TABELLA 4: CARATTERISTICHE DEI TUBI DI RAME - EN 1057

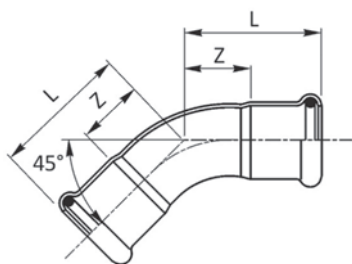
Classe di resistenza	Resistance class	Stato di fornitura	Delivery condition	ϕ (mm)
R220		Ricotto - Rotoli	Annealed - Roll	12 ÷ 22
R250		Semiduro - Barre	Semi-hard - Bar	12 ÷ 28
R290		Duro - Barre	Hard - Bar	12 ÷ 54
Classe di resistenza	Resistance class	Resistenza minima alla trazione		Allungamento minimo alla rottura
		Minimum traction resistance Rm (MPa)		Minimum breaking elongation (%)
R220		220		40
R250		250		20
R290		290		3

Le dimensioni dei tubi utilizzabili con i sistemi a pressare **Aespres** ed **Aespres Gas** sono esposte nella tabella sottostante.
*Tube sizes to be used with **Aespres** and **Aespres Gas** press fittings are included in the annexed table.*

DIMENSIONI DEI TUBI DI RAME - EN 1057 / DVGW GW 392
AESPRES PIPES DIMENSIONS AND CHARACTERISTICS - EN 1057 / DVGW GW 392

ϕ ESTERNO x SP. EXTERNAL ϕ x THK. mm	DN	ϕ INTERNO INTERNAL ϕ mm	MASSA MASS kg/m	CONTENUTO D'ACQUA WATER VOLUME l/m	STATO FORNITURA SUPPLIED CONDITION
12x1	10	10	0,309	0,079	Rotolo / Roll 25/50 m (R 220) o / or
15x1	12	13	0,393	0,133	
18x1	15	16	0,477	0,201	
22x1	20	20	0,589	0,314	Barra / Bar 5 m (R 250)
28x1,5	25	25	1,115	0,491	Barra / Bar 5 m (R250)
35x1,5	32	32	1,410	0,804	Barra / Bar 5 m (R290)
42x1,5	40	39	1,704	1,194	
54x2	50	50	2,918	1,963	

B7071

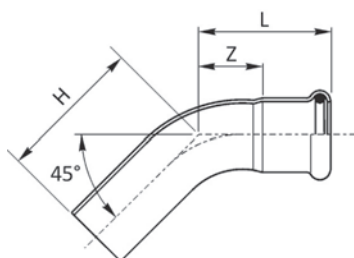
**681/450****CURVA 45° FF**

- 45° ELBOW FF
- BOGEN 45° II
- COUDE FF 45°
- CURVA 45° HH

MATERIAL: Cu-DHP99,9 - CW024A**O-RING:** EPDM nero - black - Schwarz
noir - negro

CODE	De mm	L mm	Z mm				€
681012450	12	32	14	38	20	400	3,91
681015450	15	27,5	7,5	36	20	400	3,91
681018450	18	29,5	9,5	53	20	300	4,13
681022450	22	32	11	71	20	100	5,06
681028450	28	37	14	101	10	100	15,49
681035450	35	43,5	17,5	138	10	60	22,11
681042450	42	51	21	200	4	40	35,92
681054450	54	62	26,5	306	2	20	50,29

B7071

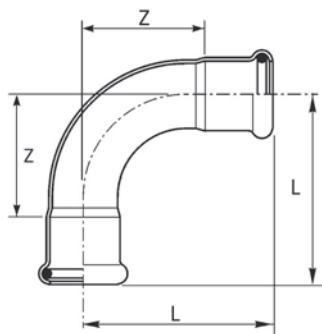
**681/451****CURVA 45° MF**

- 45° ELBOW MF
- BOGEN 45° IA
- COUDE MF 45°
- CURVA 45° HM

MATERIAL: Cu-DHP99,9 - CW024A**O-RING:** EPDM nero - black - Schwarz
noir - negro

CODE	De mm	L mm	H mm	Z mm				€
681012451	12	32	41	14	36	20	400	3,17
681015451	15	27,5	40	7,5	41	20	400	3,17
681018451	18	29,5	36	9,5	50	20	300	4,24
681022451	22	32	42	11	69	20	200	4,67
681028451	28	37	46	14	99	10	100	15,40
681035451	35	43,5	57,5	17,5	144	10	60	21,35
681042451	42	51	72	21	215	4	40	33,43
681054451	54	62	82	26,5	333	2	20	49,59

B 70 71






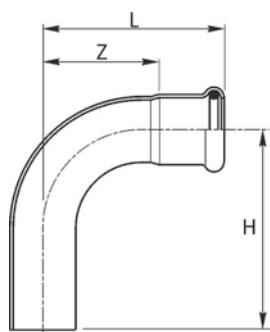
681/900

CURVA 90° FF

- 90° ELBOW FF
- BOGEN 90° II
- COUDE FF 90°
- CURVA 90° HH

MATERIAL: Cu-DHP99,9 - CW024A
O-RING: EPDM nero - black - Schwarz
 noir - negro

CODE	De mm	L mm	Z mm				€
681012900	12	42	24	28	20	400	3,53
681015900	15	38	18	51	20	400	3,53
681018900	18	41,5	21,5	62	20	300	4,67
681022900	22	47	26	88	10	150	5,87
681028900	28	56	33	128	10	100	11,86
681035900	35	68	42	180	5	50	23,52
681042900	42	80	50	265	2	30	44,79
681054900	54	100	64,5	419	2	18	60,48






681/901

CURVA 90° MF

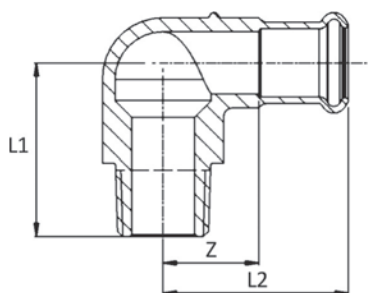
- 90° ELBOW MF
- BOGEN 90° IA
- COUDE MF 90°
- CURVA 90° HM

MATERIAL: Cu-DHP99,9 - CW024A
O-RING: EPDM nero - black - Schwarz
 noir - negro

B 70 71

CODE	De mm	L mm	H mm	Z mm				€
681012901	12	42	48	24	40	20	400	3,32
681015901	15	38	48	18	49	20	400	3,32
681018901	18	41,5	48,5	21,5	62	20	300	4,53
681022901	22	47	57	26	87	10	150	6,02
681028901	28	56	64	33	130	10	100	13,00
681035901	35	68	82	42	195	5	50	23,13
681042901	42	80	101	50	278	2	30	45,77
681054901	54	100	120	64,5	435	2	18	61,24

B7071



697

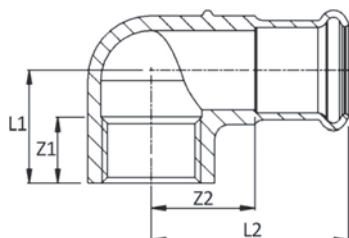
GOMITO MISTO 90° FILETTO M

- ELBOW ADAPTER 90° WITH MALE THREAD
- ÜBERGANGSWINKEL 90° AG
- EQUERRE 90° AVEC FILETAGE M
- CODO MACHO

MATERIAL: CuSn5Zn5Pb2-C - CC499K
O-RING: EPDM nero - black - Schwarz
 noir - negro
THREAD: EN 10226-1 (ex ISO 7/1)

CODE	De x R mm x inch	L1 mm	L2 mm	Z mm	g			€
697308012	12 x 3/8"	35	34	14	86	10	200	17,28
697102012	12 x 1/2"	40	34	14	113	10	150	17,36
697308015	15 x 3/8"	35	41,5	21,5	86	10	150	25,85
697102015	15 x 1/2"	38,5	41,5	21,5	131	10	120	17,36
697102018	18 x 1/2"	40	42	22	136	10	100	27,67
697304018	18 x 3/4"	44	42	22	177	10	100	26,99
697102022	22 x 1/2"	42	42	21	162	10	100	32,97
697304022	22 x 3/4"	47	42	21	193	10	80	28,04
697102028	28 x 1/2"	45	47	24	199	10	80	45,87
697100028	28 x 1"	53	45	24	318	5	50	42,08
697114035	35 x 1"1/4	68	55	29	471	5	40	55,83
697112042	42 x 1"1/2	75	65	35	660	2	24	76,27
697200054	54 x 2"	88	78	42	1078	2	20	107,90

B7071



698

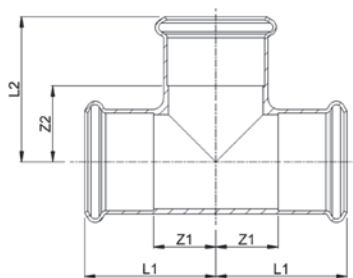
GOMITO MISTO 90° FILETTO F

- ELBOW ADAPTER 90° WITH FEMALE THREAD
- ÜBERGANGSWINKEL 90° IG
- EQUERRE 90° AVEC FILETAGE F
- CODO HEMBRA

MATERIAL: CuSn5Zn5Pb2-C - CC499K
O-RING: EPDM nero - black - Schwarz
 noir - negro
THREAD: EN 10226-1 (ex ISO 7/1)

CODE	De x Rp mm x inch	L1 mm	L2 mm	Z1 mm	Z2 mm	g		€
698308012	12 x 3/8"	22,5	34	12	14	72	10	10,82
698102012	12 x 1/2"	24	34	16	14	87	10	10,82
698308015	15 x 3/8"	22,5	41,5	12	21,5	87	10	25,47
698102015	15 x 1/2"	22,5	41,5	16	21,5	102	10	10,82
698304015	15 x 3/4"	25	41,5	16	21,5	125	10	24,51
698102018	18 x 1/2"	24	42	16	22	112	10	23,90
698304018	18 x 3/4"	26	42	16	22	133	10	26,53
698102022	22 x 1/2"	26	42	15	21	129	10	28,49
698304022	22 x 3/4"	29	42	16	21	152	10	16,83
698100022	22 x 1"	32	45	19	24	203	10	26,74
698102028	28 x 1/2"	29	47	16	24	168	5	29,90
698100028	28 x 1"	35	48	19	25	240	5	30,67
698114035	35 x 1"1/4	45	55	23	29	403	5	50,55
698112042	42 x 1"1/2	52	65	23	35	541	2	65,15
698200054	54 x 2"	60	78	27	42	1085	2	103,48

B 70 71



682

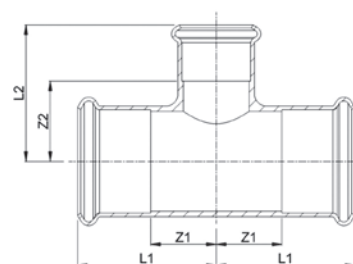
“T”

- EQUAL TEE
- T-STÜCK
- TÉ ÉGAL
- TE IGUAL HHH

MATERIAL: Cu-DHP99,9 - CW024A
O-RING: EPDM nero - black - Schwarz
 noir - negro

CODE	De mm	L1 mm	L2 mm	Z1 mm	Z2 mm	Ⓢ	📁	📦	€
682012000	12	31	31	11	11	54	20	200	5,41
682015000	15	32	32	13,5	12	75	20	200	5,41
682018000	18	34	34	13,5	14	96	20	100	7,37
682022000	22	37	37	16	16	125	10	100	9,39
682028000	28	42	42	19	19	174	10	50	16,30
682035000	35	50	50	24	24	245	4	32	27,57
682042000	42	57	63	27	33	345	4	20	53,43
682054000	54	69	78	33,5	42	559	2	12	66,11

B 70 71



692

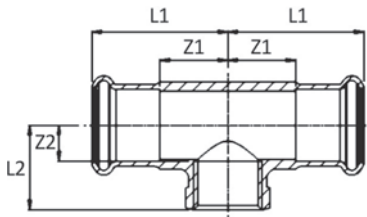
“T” RIDOTTO

- REDUCING TEE
- T-STÜCK MIT REDUZIERTEM ABGANG
- TÉ RÉDUIT
- TE REDUCIDA HHH

MATERIAL: Cu-DHP99,9 - CW024A
O-RING: EPDM nero - black - Schwarz
 noir - negro

CODE	De mm	L1 mm	L2 mm	Z1 mm	Z2 mm	Ⓢ	📁	📦	€
692015012	15 x 12 x 15	32	32	12	12	69	20	100	6,23
692018012	18 x 12 x 18	34	35	14	15	84	20	100	6,92
692018015	18 x 15 x 18	34	35	14	15	93	20	100	6,63
692022012	22 x 12 x 22	37	35	16	15	106	10	100	8,35
692022015	22 x 15 x 22	37	38	16	18	122	10	100	7,97
692022018	22 x 18 x 22	37	38	16	18	128	10	100	10,23
692028015	28 x 15 x 28	42	40,5	19	20,5	167	10	50	18,70
692028018	28 x 18 x 28	42	40,5	19	20,5	168	10	50	25,85
692028022	28 x 22 x 28	42	41	19	20	173	10	50	18,63
692035015	35 x 15 x 35	50	44	24	24	250	5	50	27,57
692035018	35 x 18 x 35	50	44	24	24	241	5	50	29,16
692035022	35 x 22 x 35	50	44	24	23	237	5	50	25,27
692035028	35 x 28 x 35	50	44	24	21	231	5	35	26,60
692042015	42 x 15 x 42	57	47,5	27	27,5	338	4	20	50,34
692042018	42 x 18 x 42	57	47,5	27	27,5	338	4	20	49,59
692042022	42 x 22 x 42	57	53	27	32	330	4	20	48,31
692042028	42 x 28 x 42	57	56	27	33	323	4	20	48,99
692042035	42 x 35 x 42	57	61	27	35	338	4	20	50,80
692054022	54 x 22 x 54	69	59	33,5	38	469	2	16	75,82
692054028	54 x 28 x 54	69	64	33,5	41	465	2	16	78,15
692054035	54 x 35 x 54	69	67	33,5	41	502	2	16	81,14
692054042	54 x 42 x 54	69	70	33,5	40	489	2	16	60,72

B7071



689

"T" CON DERIVAZIONE FILETTO F

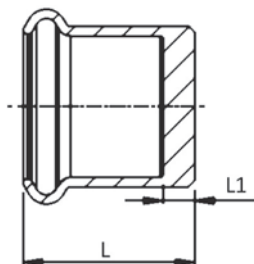
- BRANCH TEE FEMALE BSP OUTLET
- T-STÜCK MIT ABGANG IG
- TÉ MIXTE AVEC FILETAGE F
- TE HEMBRA ROSCADA

MATERIAL: CuSn5Zn5Pb2-C - CC 499K

O-RING: EPDM nero - black - Schwarz
noir - negro

THREAD: EN 10226-1 (ex ISO 7/1)

CODE	De x Rp x De mm x inch x mm	L1 mm	L2 mm	Z1 mm	Z2 mm	g	kg	box	€
689102012	12 x 1/2" x 12	34	24	14	10	104	10	100	17,07
689308015	15 x 3/8" x 15	41,5	22,5	21,5	10,5	118	10	100	29,16
689102015	15 x 1/2" x 15	41,5	22,5	21,5	8,5	128	10	100	16,61
689102018	18 x 1/2" x 18	42	24	22	10	145	10	100	28,87
689102022	22 x 1/2" x 22	42	26	21	12	170	10	100	23,31
689304022	22 x 3/4" x 22	42	30	21	14	183	10	100	33,43
689102028	28 x 1/2" x 28	44	29	21	15	211	5	50	29,16
689304028	28 x 3/4" x 28	44	30	21	14	216	5	50	37,87
689100028	28 x 1" x 28	44	34	21	16	265	5	50	39,08
689102035	35 x 1/2" x 35	50	34	24	19	308	5	50	39,97
689304035	35 x 3/4" x 35	50	34	24	18	305	5	40	40,57
689100035	35 x 1" x 35	50	35	24	17	329	5	40	42,37
689102042	42 x 1/2" x 42	57	38	27	23	419	4	32	48,45
689304042	42 x 3/4" x 42	57	38	27	22	415	4	32	52,59
689102054	54 x 1/2" x 54	69	44	33	30	638	2	14	57,71
689304054	54 x 3/4" x 54	69	44	33	28	639	2	14	63,11



683/003

B7071

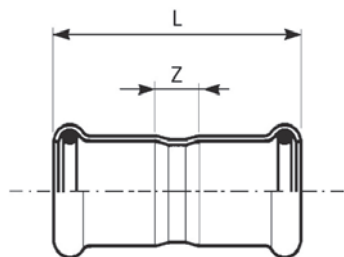
TAPPO DI CHIUSURA

- STOP END
- VERSCHLUSSKAPPE
- BOUCHON D'OBTURATION
- TAPÓN

MATERIAL: Cu-DHP99,9 - CW024A

O-RING: EPDM nero - black - Schwarz
noir - negro

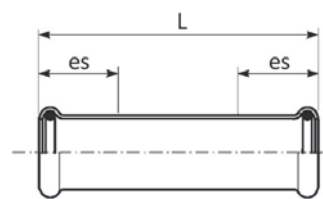
CODE	De mm	L mm	L1 mm	g	kg	box	€
683012003	12	20	3	14	20	500	4,13
683015003	15	22,5	2,5	20	20	500	7,01
683018003	18	23	3	25	20	300	9,24
683022003	22	24,5	2,5	34	10	200	12,18
683028003	28	26,5	3,5	49	10	150	18,78
683035003	35	28,5	2,5	65	5	100	20,45
683042003	42	32,5	2,5	93	4	80	31,64
683054003	54	37,5	2,5	147	4	40	38,62

B 70 71

683/000
MANICOTTO

- COUPLING
- MUFFE
- MANCHON
- MANGUITO HH

MATERIAL: Cu-DHP99,9 - CW024A
O-RING: EPDM nero - black - Schwarz
 noir - negro

CODE	De mm	L mm	Z mm				€
683012000	12	42	6	38	20	400	3,39
683015000	15	49	9	39	20	400	3,39
683018000	18	50	10	47	20	300	4,29
683022000	22	53	11	62	20	200	5,06
683028000	28	56	10	84	10	150	9,24
683035000	35	63	10	108	10	100	11,51
683042000	42	72	12	156	4	60	21,66
683054000	54	83	13	225	2	24	27,20

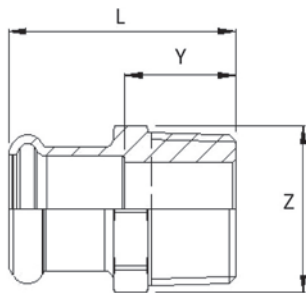

683/001
MANICOTTO PASSANTE

- SLIP COUPLING
- SCHIEBEMUFFE
- MANCHON LONG
- MANGUITO SIN TOPE

MATERIAL: Cu-DHP99,9 - CW024A
O-RING: EPDM nero - black - Schwarz
 noir - negro




B 70 71

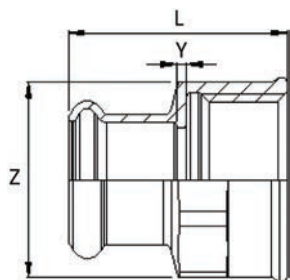
CODE	De mm	L mm	es mm				€
683012001	12	56	22	33	20	500	3,69
683015001	15	80	25	58	20	200	3,69
683018001	18	80	25	66	20	200	4,37
683022001	22	80	25	80	20	100	5,20
683028001	28	90	30	110	10	100	9,56
683035001	35	102	30	167	10	50	12,48
683042001	42	120	40	223	4	40	22,69
683054001	54	140	40	333	4	20	29,31

**687****MANICOTTO MISTO FILETTO M**

- MALE ADAPTER
- ÜBERGANGSSTÜCK MIT AG
- RACCORD AVEC FILETAGE MALE
- UNIÓN MACHO




MATERIAL: CuSn5Zn5Pb2-C - CC499K**O-RING:** EPDM nero - black - Schwarz
noir - negro**THREAD:** EN 10226-1 (ex ISO 7/1)

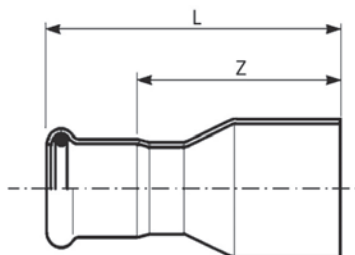
CODE	De x R mm x inch	L mm	Z mm	Y mm	 g			€
687308012	12 x 3/8"	32	17	12	31	20	400	4,74
687102012	12 x 1/2"	36	22	16	48	20	400	6,90
687308015	15 x 3/8"	32	21	12	32	20	400	5,27
687102015	15 x 1/2"	36	22	16	53	20	300	5,27
687304015	15 x 3/4"	37,5	27	17,5	74	20	240	8,71
687102018	18 x 1/2"	37	22	17	47	20	300	5,83
687304018	18 x 3/4"	38	27	18	65	10	200	8,66
687102022	22 x 1/2"	36	27	17	58	10	200	7,64
687304022	22 x 3/4"	39	27	18	64	10	200	7,19
687100022	22 x 1"	42,5	34	21,5	111	10	100	11,78
687304028	28 x 3/4"	42	34	19	93	10	100	18,94
687100028	28 x 1"	44,5	34	21,5	105	10	100	11,56
687114028	28 x 1"1/4	48	43	25	192	10	100	23,84
687100035	35 x 1"	48	40	22	139	5	50	26,36
687114035	35 x 1"1/4	50	43	24	182	5	50	25,29
687112035	35 x 1"1/2	51	50	25	239	5	50	27,31
687114042	42 x 1"1/4	54	50	24	223	4	40	34,35
687112042	42 x 1"1/2	54	51	24	215	4	40	35,40
687112054	54 x 1"1/2	60	63	24	316	4	32	59,69
687200054	54 x 2"	63,5	63	33	341	4	32	68,30


690
MANICOTTO MISTO FILETTO F

- FEMALE ADAPTER
- ÜBERGANGSSTÜCK MIT IG
- RACCORD AVEC FILETAGE FEMELLE
- UNIÓN HEMBRA

MATERIAL: CuSn5Zn5Pb2-C - CC499K
O-RING: EPDM nero - black - Schwarz
 noir - negro
THREAD: EN 10226-1 (ex ISO 7/1)

CODE	De x Rp mm x inch	L mm	Z mm	Y mm	 g			€
690308012	12 x 3/8"	33,5	21	2	38	20	400	6,44
690102012	12 x 1/2"	36	26	2	58	20	300	8,26
690308015	15 x 3/8"	33,5	21	2	38	20	300	6,12
690102015	15 x 1/2"	36	26	2	58	20	300	8,03
690304015	15 x 3/4"	39	31	2	76	10	200	9,91
690102018	18 x 1/2"	37	26	2	61	20	300	8,26
690304018	18 x 3/4"	39	31	2	77	10	200	11,42
690102022	22 x 1/2"	36	27	1,5	64	20	200	7,88
690304022	22 x 3/4"	39	31	2,5	76	10	150	9,05
690100022	22 x 1"	42,5	38	2	112	10	100	15,00
690102028	28 x 1/2"	39	34	1	98	20	100	20,10
690304028	28 x 3/4"	41,5	34	2	98	10	100	22,20
690100028	28 x 1"	45	38	2,5	122	10	100	14,55
690114028	28 x 1"1/4	48	46	3	162	10	100	23,02
690100035	35 x 1"	45	40	2	132	5	100	28,08
690114035	35 x 1"1/4	50	46	2	164	5	100	27,73
690114042	42 x 1"1/4	54	50	2	198	4	40	39,21
690112042	42 x 1"1/2	54	53	2	217	4	40	40,23
690200054	54 x 2"	65	65	3	342	4	32	70,09



691

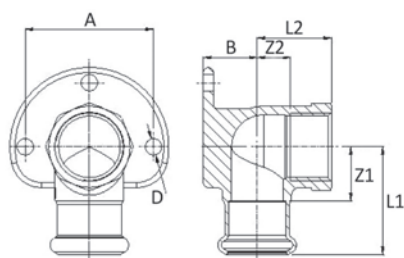
RIDUZIONE MF

- REDUCER
- REDUZIERSTÜCK
- REDUCTION
- REDUCCIÓN MH

MATERIAL: Cu-DHP99,9 - CW024A

O-RING: EPDM nero - black - Schwarz
noir - negro

CODE	De mm	L mm	Z mm				€
691015012	15 x 12	51	31	20	20	500	3,00
691018012	18 x 12	53	33	36	20	500	3,17
691018015	18 x 15	57	37	42	20	500	3,00
691022015	22 x 15	64	44	53	20	400	3,61
691022018	22 x 18	59,5	39,5	52	20	300	3,75
691028015	28 x 15	54	34	48	20	200	8,88
691028018	28 x 18	53	33	54	20	200	9,11
691028022	28 x 22	65	44	72	20	200	9,32
691035022	35 x 22	59	38	68	10	100	11,05
691035028	35 x 28	71	48	98	10	100	12,04
691042022	42 x 22	66	45	97	4	80	18,95
691042028	42 x 28	65	42	99	4	80	18,43
691042035	42 x 35	80,5	54,5	137	4	40	17,60
691054022	54 x 22	74	53	154	4	40	45,08
691054028	54 x 28	70	47	148	4	40	37,95
691054035	54 x 35	76	50	159	4	40	24,65
691054042	54 x 42	97,5	67,5	204	4	32	23,61



685

GOMITO MISTO 90° FF

- WALL PLATE ELBOW 90° WITH FEMALE THREAD
- DECKENWINKEL 90° IG
- EQUERRE 90° FF
- CODO PLACA HH

MATERIAL: CuSn5Zn5Pb2-C - CC499K

O-RING: EPDM nero - black - Schwarz
noir - negro

THREAD: EN 10226-1 (ex ISO 7/1)

CODE	De x Rp mm x inch	L1 mm	L2 mm	Z1 mm	Z2 mm	A mm	B mm	D mm				€
685102012	12 x 1/2"	34	24	14	9	40	12	6,5	155	10	100	14,96
685102015	15 x 1/2"	41,5	22,5	21,5	7	40	14	6,5	172	10	100	14,79
685102018	18 x 1/2"	42	24	22	9	40	15	6,5	188	10	100	19,24
685304022	22 x 3/4"	42	29	21	13	50	21	6,5	249	10	50	31,41
685100022	22 x 1"	45	32	24	13	50	30	6,5	315	10	50	32,64
685100028	28 x 1"	48	35	25	16	50	30	6,5	366	5	50	43,59

B 70 71
684/002
BOCCHETTONE SEDE PIANA FILETTO M

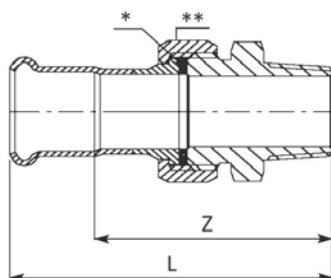
- STRAIGHT MALE UNION CONNECTOR
- DURCHGANGSVERSCHRAUBUNG MIT AUSSENGEWINDE
- RACCORD UNION FILETÉ
- RÁCOR 3 PIEZAS ROSCADO MACHO

MATERIAL: CuSn5Zn5Pb2-C - CC499K

FITTING: [**]: ottone - brass - Messing
 laiton - latón

O-RING: EPDM nero - black - Schwarz
 noir - negro

GASKET: [*]: EPDM nero - black - Schwarz
 noir - negro

THREAD: EN 10226-1 (ex ISO 7/1)


CODE	De x R mm x inch	L mm	Z mm	Gasket mm				€
684015002	15 x 1/2"	66	46	24x14 thk 2,5	164	2	100	35,69
684015012	15 x 3/4"	67	47	24x14 thk 2,5	195	2	80	36,80
684018002	18 x 1/2"	65,5	45,5	24x14 thk 2,5	160	2	80	41,82
684018012	18 x 3/4"	66,5	46,5	24x14 thk 2,5	191	2	80	42,96
684022002	22 x 3/4"	67	46	30x20 thk 2,5	252	2	60	55,85
684022012	22 x 1"	68,5	47,5	30x20 thk 2,5	242	2	60	56,38
684028002	28 x 1"	80	56	39x27 thk 2,5	432	2	40	85,70
684035002	35 x 1 1/4"	89	62	44,5x30 thk 2,5	684	2	20	107,24
684042002	42 x 1 1/2"	92,5	62,5	50,5x38 thk 2,5	716	2	20	129,33
684054002	54 x 2"	106	70	65,5x45 thk 3	1344	2	12	207,98

B 70 71
684/003
BOCCHETTONE SEDE PIANA FILETTO F

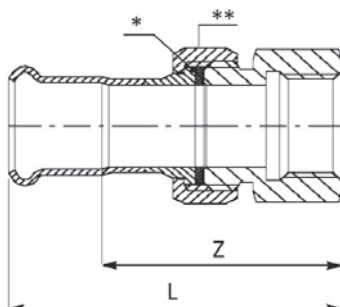
- STRAIGHT FEMALE UNION CONNECTOR
- DURCHGANGSVERSCHRAUBUNG MIT INNENGEWINDE
- RACCORD UNION TARAUDÉ
- RÁCOR 3 PIEZAS HEMBRA

MATERIAL: CuSn5Zn5Pb2-C - CC499K

FITTING: [**]: ottone - brass - Messing
 laiton - latón











O-RING: EPDM nero - black - Schwarz
 noir - negro

GASKET: [*]: EPDM nero - black - Schwarz
 noir - negro

THREAD: EN 10226-1 (ex ISO 7/1)


CODE	De x Rp mm x inch	L mm	Z mm	Gasket mm				€
684012003	12 x 3/8"	59,5	39,5	18x10 thk 2,5	156	2	100	37,66
684012013	12 x 1/2"	59,5	39,5	18x10 thk 2,5	142	2	100	42,39
684015003	15 x 1/2"	60,5	40,5	24x14 thk 2,5	170	2	100	34,04
684015013	15 x 3/4"	62,5	42,5	24x14 thk 2,5	191	2	100	41,08
684018003	18 x 1/2"	62	42	24x14 thk 2,5	168	2	100	40,81
684018013	18 x 3/4"	62	42	24x14 thk 2,5	185	2	100	47,19
684022003	22 x 1/2"	62,5	41,5	30x20 thk 2,5	299	2	60	54,84
684022013	22 x 3/4"	63,5	42,5	30x20 thk 2,5	250	2	60	54,48
684022023	22 x 1"	67,5	46,5	30x20 thk 2,5	273	2	60	58,76
684028003	28 x 1"	73	49	39x27 thk 2,5	481	2	40	80,51
684035003	35 x 1 1/4"	81	54	44,5x30 thk 2,5	638	2	24	95,80
684042003	42 x 1 1/2"	84,5	54,5	50,5x38 thk 2,5	682	2	24	119,60
684054003	54 x 2"	104	68	65,5x45 thk 3	1355	2	12	203,99

Certificazioni / Certifications

		PRODUKTE DER GASVERSORGUNG	DG-8531CL0376	Ø 15 – 54 mm
		RACCORDI A PRESSARE PER GAS - PLUMBING FITTINGS FOR GASES	CA06.00293	Ø 15 – 54 mm
		AESPRES GAS - WITH O-RING NBR	C-16-3742-A	Ø 15 – 54 mm
		COPPER AND BRONZE PRESS CONNECTORS	13/16	Ø 15 – 54 mm
		PRESS FITTINGS FOR JOINING COPPER PIPES	100351/02	Ø 15 – 54 mm

Campi di applicazione / Fields of application


AES PRES® GAS



Gas metano / GPL
Natural gas / LPG

AES PRES® GAS O-ring NBR

Giallo | Yellow | Gelb | Jaune | Amarillo



FOCUS ON
TUBO RAME PER AESPRES - AESPRES GAS / AESPRES - AESPRES GAS COPPER PIPING

Le tubazioni per impianti acqua e gas in rame, devono essere rispondenti alla norma UNI EN 1057:2010.

Rame e leghe di rame - Tubi rotondi di rame senza saldatura per acqua e gas nelle applicazioni sanitarie e di riscaldamento.

Piping for copper water and gas installation should comply with the standard EN 1057:2010, "Copper and copper alloys - Round tubes in copper without welding for water and gas in health-care and heating applications".

TABELLA 4: CARATTERISTICHE DEI TUBI DI RAME - EN 1057

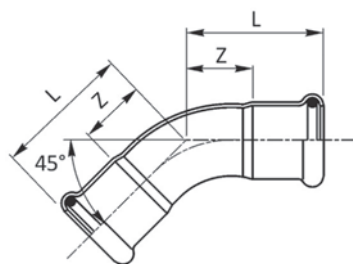
Classe di resistenza	Resistance class	Stato di fornitura	Delivery condition	ϕ (mm)
R220		Ricotto - Rotoli	Annealed - Roll	12 ÷ 22
R250		Semiduro - Barre	Semi-hard - Bar	12 ÷ 28
R290		Duro - Barre	Hard - Bar	12 ÷ 54
Classe di resistenza	Resistance class	Resistenza minima alla trazione		Allungamento minimo alla rottura
		Minimum traction resistance Rm (MPa)		Minimum breaking elongation (%)
R220		220		40
R250		250		20
R290		290		3

Le dimensioni dei tubi utilizzabili con i sistemi a pressare **Aespres** ed **Aespres Gas** sono esposte nella tabella sottostante.
*Tube sizes to be used with **Aespres** and **Aespres Gas** press fittings are included in the annexed table.*

DIMENSIONI DEI TUBI DI RAME - EN 1057 / DVGW GW 392
AESPRES PIPES DIMENSIONS AND CHARACTERISTICS - EN 1057 / DVGW GW 392



ϕ ESTERNO x SP. EXTERNAL ϕ x THK. mm	DN	ϕ INTERNO INTERNAL ϕ mm	MASSA MASS kg/m	CONTENUTO D'ACQUA WATER VOLUME l/m	STATO FORNITURA SUPPLIED CONDITION
12x1	10	10	0,309	0,079	Rotolo / Roll 25/50 m (R 220) o / or
15x1	12	13	0,393	0,133	
18x1	15	16	0,477	0,201	
22x1	20	20	0,589	0,314	Barra / Bar 5 m (R 250)
28x1,5	25	25	1,115	0,491	Barra / Bar 5 m (R250)
35x1,5	32	32	1,410	0,804	Barra / Bar 5 m (R290)
42x1,5	40	39	1,704	1,194	
54x2	50	50	2,918	1,963	

B 7072

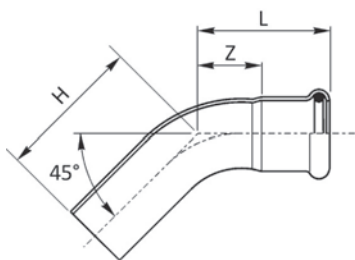
**681/450 G****CURVA 45° FF**

- 45° ELBOW FF
- BOGEN 45° II
- COUDE FF 45°
- CURVA 45° HH

MATERIAL: Cu-DHP99,9 - CW024A
O-RING: NBR giallo - yellow - Gelb
jaune - amarillo



CODE	De mm	L mm	Z mm	 g		€
681015450G	15	27,5	7,5	36	4	4,53
681018450G	18	29,5	9,5	53	4	4,81
681022450G	22	32	11	71	4	5,87
681028450G	28	37	14	101	4	17,82
681035450G	35	43,5	17,5	138	1	25,47
681042450G	42	51	21	200	1	41,32
681054450G	54	62	26,5	306	1	57,84

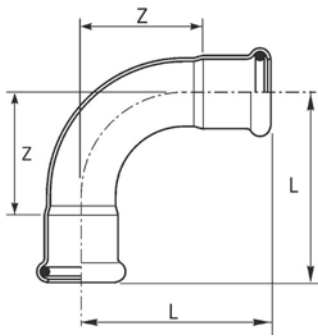
B 7072

**681/451 G****CURVA 45° MF**

- 45° ELBOW MF
- BOGEN 45° IA
- COUDE MF 45°
- CURVA 45° HM



MATERIAL: Cu-DHP99,9 - CW024A
O-RING: NBR giallo - yellow - Gelb
jaune - amarillo

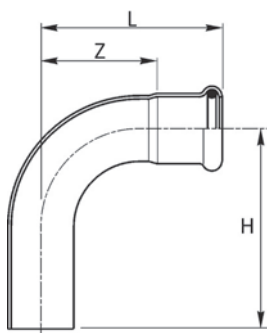
CODE	De mm	L mm	H mm	Z mm	 g		€
681015451G	15	27,5	40	7,5	41	4	3,69
681018451G	18	29,5	36	9,5	50	4	4,88
681022451G	22	32	42	11	69	4	5,41
681028451G	28	37	46	14	99	4	17,73
681035451G	35	43,5	57,5	17,5	144	1	24,59
681042451G	42	51	72	21	215	1	38,47
681054451G	54	62	82	26,5	333	1	57,04

B 70 72

681/900 G
CURVA 90° FF

- 90° ELBOW FF
- BOGEN 90° II
- COUDE FF 90°
- CURVA 90° HH

MATERIAL: Cu-DHP99,9 - CW024A
O-RING: NBR giallo - yellow - Gelb
 jaune - amarillo



CODE	De mm	L mm	Z mm			€
681015900G	15	38	18	51	4	4,13
681018900G	18	41,5	21,5	62	4	5,41
681022900G	22	47	26	88	4	6,77
681028900G	28	56	33	128	4	13,68
681035900G	35	68	42	180	1	27,05
681042900G	42	80	50	265	1	51,56
681054900G	54	100	64,5	419	1	69,58


681/901 G
CURVA 90° MF

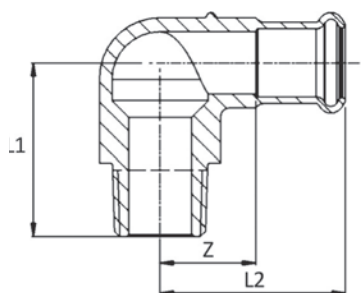
- 90° ELBOW MF
- BOGEN 90° IA
- COUDE MF 90°
- CURVA 90° HM

MATERIAL: Cu-DHP99,9 - CW024A
O-RING: NBR giallo - yellow - Gelb
 jaune - amarillo

B 70 72

CODE	De mm	L mm	H mm	Z mm			€
681015901G	15	38	48	18	49	4	3,86
681018901G	18	41,5	48,5	21,5	62	4	5,20
681022901G	22	47	57	26	87	4	6,92
681028901G	28	56	64	33	130	4	14,96
681035901G	35	68	82	42	195	1	26,68
681042901G	42	80	101	50	278	1	52,68
681054901G	54	100	120	64,5	435	1	70,48

B 7072



697 G

GOMITO MISTO 90° FILETTO M

- ELBOW ADAPTER 90° WITH MALE THREAD
- ÜBERGANGSWINKEL 90° AG
- EQUERRE 90° AVEC FILETAGE M
- CODO MACHO

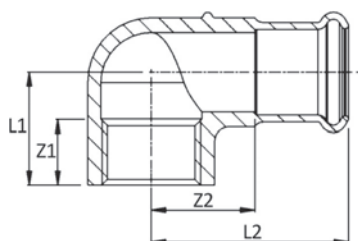
MATERIAL: CuSn5Zn5Pb2-C - CC499K

O-RING: NBR giallo - yellow - Gelb
jaune - amarillo

THREAD: EN 10226-1 [ex ISO 7/1]

CODE	De x R mm x inch	L1 mm	L2 mm	Z mm	g	€
697308015G	15 x 3/8"	35	41,5	21,5	86	29,76
697102015G	15 x 1/2"	38,5	41,5	21,5	131	19,99
697102018G	18 x 1/2"	40	42	22	136	31,84
697304018G	18 x 3/4"	44	42	22	177	31,03
697102022G	22 x 1/2"	42	42	21	162	37,95
697304022G	22 x 3/4"	47	42	21	193	32,23
697102028G	28 x 1/2"	45	47	24	199	52,76
697100028G	28 x 1"	53	45	24	318	48,40
697114035G	35 x 1 1/4	68	55	29	471	64,23
697112042G	42 x 1 1/2	75	65	35	660	87,77
697200054G*	54 x 2"	88	78	42	1078	124,12

(*) non certificato GASTEC QA - not certified GASTEC QA - keine Zertifizierung GASTEC QA - pas certifié GASTEC QA - GASTEC QA no certificado



698 G

GOMITO MISTO 90° FILETTO F

- ELBOW ADAPTER 90° WITH FEMALE THREAD
- ÜBERGANGSWINKEL 90° IG
- EQUERRE 90° AVEC FILETAGE F
- CODO HEMBRA

MATERIAL: CuSn5Zn5Pb2-C - CC499K

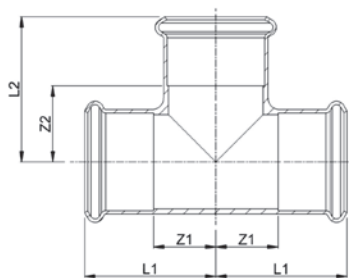
O-RING: NBR giallo - yellow - Gelb
jaune - amarillo

THREAD: EN 10226-1 [ex ISO 7/1]

B 7072

CODE	De x Rp mm x inch	L1 mm	L2 mm	Z1 mm	Z2 mm	g	€
698308015G	15 x 3/8"	22,5	41,5	12	21,5	87	29,31
698102015G	15 x 1/2"	22,5	41,5	16	21,5	102	12,48
698304015G	15 x 3/4"	25	41,5	16	21,5	125	28,17
698102018G	18 x 1/2"	24	42	16	22	112	27,50
698304018G	18 x 3/4"	26	42	16	22	133	30,51
698102022G	22 x 1/2"	26	42	15	21	129	32,76
698304022G	22 x 3/4"	29	42	16	21	152	19,39
698100022G	22 x 1"	32	45	19	24	203	30,81
698102028G	28 x 1/2"	29	47	16	24	168	34,41
698100028G	28 x 1"	35	48	19	25	240	35,31
698114035G	35 x 1 1/4	45	55	23	29	403	58,13
698112042G	42 x 1 1/2	52	65	23	35	541	74,97
698200054G*	54 x 2"	60	78	27	42	1085	119,03

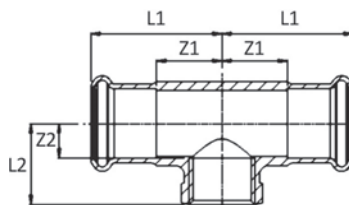
(*) non certificato GASTEC QA - not certified GASTEC QA - keine Zertifizierung GASTEC QA - pas certifié GASTEC QA - GASTEC QA no certificado

B 70 72

682 G
"T"

- EQUAL TEE
- T-STÜCK
- TÉ ÉGAL
- TE IGUAL HHH

MATERIAL: Cu-DHP99,9 - CW024A
O-RING: NBR giallo - yellow - Gelb
 jaune - amarillo

CODE	De mm	L1 mm	L2 mm	Z1 mm	Z2 mm	g	kg	€
682015000G	15	32	32	13,5	12	75	4	6,23
682018000G	18	34	34	13,5	14	96	4	8,49
682022000G	22	37	37	16	16	125	4	10,82
682028000G	28	42	42	19	19	174	4	18,78
682035000G	35	50	50	24	24	245	1	31,79
682042000G	42	57	63	27	33	345	1	61,46
682054000G	54	69	78	33,5	42	559	1	76,04

B 70 72

689 G
"T" CON DERIVAZIONE FILETTO F

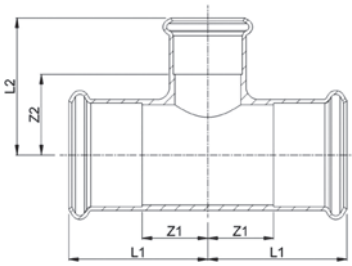
- BRANCH TEE FEMALE BSP OUTLET
- T-STÜCK MIT ABGANG IG
- TÉ MIXTE AVEC FILETAGE F
- TE HEMBRA ROSCADA

MATERIAL: CuSn5Zn5Pb2-C - CC499K
O-RING: NBR giallo - yellow - Gelb
 jaune - amarillo
THREAD: EN 10226-1 (ex ISO 7/1)

CODE	De x Rp x De mm x inch x mm	L1 mm	L2 mm	Z1 mm	Z2 mm	g	kg	€
689308015G	15 x 3/8" x 15	41,5	22,5	21,5	10,5	118	4	33,59
689102015G	15 x 1/2" x 15	41,5	22,5	21,5	8,5	128	4	19,16
689102018G	18 x 1/2" x 18	42	24	22	10	145	4	33,21
689102022G	22 x 1/2" x 22	42	26	21	12	170	4	26,82
689304022G	22 x 3/4" x 22	42	30	21	14	183	4	38,47
689102028G	28 x 1/2" x 28	44	29	21	15	211	4	33,59
689304028G	28 x 3/4" x 28	44	30	21	14	216	4	43,59
689100028G	28 x 1" x 28	44	34	21	16	265	4	44,93
689102035G	35 x 1/2" x 35	50	34	24	19	308	1	45,99
689304035G	35 x 3/4" x 35	50	34	24	18	305	1	46,65
689100035G	35 x 1" x 35	50	35	24	17	329	1	48,77
689102042G	42 x 1/2" x 42	57	38	27	23	419	1	55,75
689304042G	42 x 3/4" x 42	57	38	27	22	415	1	60,48
689102054G*	54 x 1/2" x 54	69	44	33	30	638	1	66,43
689304054G*	54 x 3/4" x 54	69	44	33	28	639	1	72,57

(*) non certificato GASTEC QA - not certified GASTEC QA - keine Zertifizierung GASTEC QA - pas certifié GASTEC QA - GASTEC QA no certificado

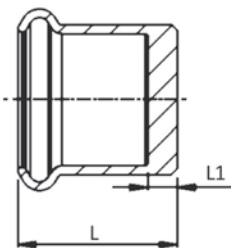
B 7072

**692 G****“T” RIDOTTO**

- REDUCING TEE
- T-STÜCK MIT REDUZIERTEM ABGANG
- TÉ RÉDUIT
- TE REDUCIDA HHH

MATERIAL: Cu-DHP99,9 - CW024A
O-RING: NBR giallo - yellow - Gelb
jaune - amarillo

CODE	De mm	L1 mm	L2 mm	Z1 mm	Z2 mm	g	kg	€
692018015G	18 x 15 x 18	34	35	14	15	93	4	7,69
692022015G	22 x 15 x 22	37	38	16	18	122	4	9,17
692022018G	22 x 18 x 22	37	38	16	18	128	4	11,80
692028015G	28 x 15 x 28	42	40,5	19	20,5	167	4	21,56
692028018G	28 x 18 x 28	42	40,5	19	20,5	168	4	29,76
692028022G	28 x 22 x 28	42	41	19	20	173	4	21,49
692035015G	35 x 15 x 35	50	44	24	24	250	1	31,79
692035018G	35 x 18 x 35	50	44	24	24	241	1	33,59
692035022G	35 x 22 x 35	50	44	24	23	237	1	29,07
692035028G	35 x 28 x 35	50	44	24	21	231	1	30,67
692042015G	42 x 15 x 42	57	47,5	27	27,5	338	1	57,93
692042018G	42 x 18 x 42	57	47,5	27	27,5	338	1	57,04
692042022G	42 x 22 x 42	57	53	27	32	330	1	55,60
692042028G	42 x 28 x 42	57	56	27	33	323	1	56,34
692042035G	42 x 35 x 42	57	61	27	35	338	1	58,47
692054022G	54 x 22 x 54	69	59	33,5	38	469	1	87,24
692054028G	54 x 28 x 54	69	64	33,5	41	465	1	89,87
692054035G	54 x 35 x 54	69	67	33,5	41	502	1	93,32
692054042G	54 x 42 x 54	69	70	33,5	40	489	1	69,88

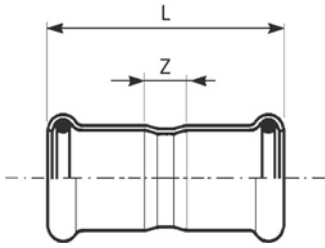
**683/003 G****TAPPO DI CHIUSURA**

- STOP END
- VERSCHLUSSKAPPE
- BOUCHON D'OBTURATION
- TAPÓN

MATERIAL: Cu-DHP99,9 - CW024A
O-RING: NBR giallo - yellow - Gelb
jaune - amarillo



B 7072

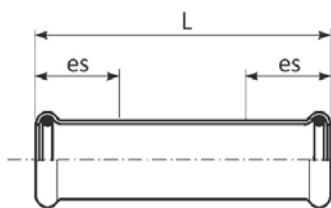
CODE	De mm	L mm	L1 mm	g	kg	€
683015003G	15	22,5	2,5	20	4	8,03
683018003G	18	23	3	25	4	10,70
683022003G	22	24,5	2,5	34	4	14,08
683028003G	28	26,5	3,5	49	4	21,66
683035003G	35	28,5	2,5	65	1	23,52
683042003G	42	32,5	2,5	93	1	36,46
683054003G	54	37,5	2,5	147	1	44,50

B 70 72

683/000 G
MANICOTTO

- COUPLING
- MUFFE
- MANCHON
- MANGUITO HH



MATERIAL: Cu-DHP99,9 - CW024A
O-RING: NBR giallo - yellow - Gelb
 jaune - amarillo

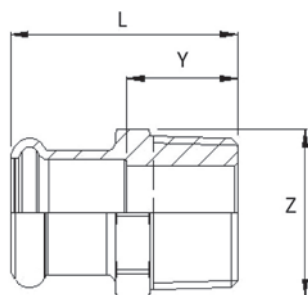
CODE	De mm	L mm	Z mm			€
683015000G	15	49	9	39	4	3,91
683018000G	18	50	10	47	4	4,95
683022000G	22	53	11	62	4	5,87
683028000G	28	56	10	84	4	10,70
683035000G	35	63	10	108	1	13,24
683042000G	42	72	12	156	1	24,94
683054000G	54	83	13	225	1	31,34

B 70 72

683/001 G
MANICOTTO PASSANTE

- SLIP COUPLING
- SCHIEBEMUFFE
- MANCHON LONG
- MANGUITO SIN TOPE



MATERIAL: Cu-DHP99,9 - CW024A
O-RING: NBR giallo - yellow - Gelb
 jaune - amarillo

CODE	De mm	L mm	es mm			€
683015001G	15	80	25	58	4	4,29
683018001G	18	80	25	66	4	5,06
683022001G	22	80	25	80	4	6,02
683028001G	28	90	30	110	4	11,05
683035001G	35	102	30	167	1	14,35
683042001G	42	120	40	223	1	26,14
683054001G	54	140	40	333	1	33,74

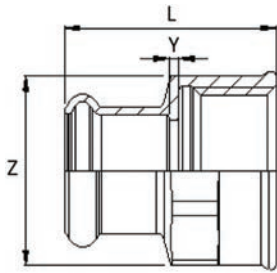
**687 G****MANICOTTO MISTO FILETTO M**

- MALE ADAPTER
- ÜBERGANGSSTÜCK MIT AG
- RACCORD AVEC FILETAGE MALE
- UNIÓN MACHO

MATERIAL: CuSn5Zn5Pb2-C - CC499K**O-RING:** NBR giallo - yellow - Gelb
jaune - amarillo**THREAD:** EN 10226-1 (ex ISO 7/1)

CODE	De x R mm x inch	L mm	Z mm	Y mm	 g		€
687308015G	15 x 3/8"	32	21	12	32	4	6,08
687102015G	15 x 1/2"	36	22	16	53	4	6,04
687304015G	15 x 3/4"	37,5	27	17,5	74	4	10,03
687102018G	18 x 1/2"	37	22	17	47	4	6,70
687304018G	18 x 3/4"	38	27	17	65	4	9,96
687102022G	22 x 1/2"	36	27	18	58	4	8,79
687304022G	22 x 3/4"	39	27	18	64	4	8,26
687100022G	22 x 1"	42,5	34	21,5	111	4	13,54
687304028G	28 x 3/4"	42	34	19	93	4	21,78
687100028G	28 x 1"	44,5	34	21,5	105	4	13,32
687114028G	28 x 1"1/4	48	43	25	192	4	27,48
687100035G	35 x 1"	48	40	22	139	1	30,33
687114035G	35 x 1"1/4	50	43	24	182	1	29,09
687112035G	35 x 1"1/2	51	50	25	239	1	31,44
687114042G	42 x 1"1/4	54	50	24	223	1	39,56
687112042G	42 x 1"1/2	54	50	24	215	1	40,71
687112054G*	54 x 1"1/2	60	63	24	316	1	68,72
687200054G*	54 x 2"	63,5	63	27,5	341	1	78,56

[*] non certificato GASTEC QA - not certified GASTEC QA - keine Zertifizierung GASTEC QA - pas certifié GASTEC QA - GASTEC QA no certificado



B 70 72

690 G
MANICOTTO MISTO FILETTO F

- FEMALE ADAPTER
- ÜBERGANGSSTÜCK MIT IG
- RACCORD AVEC FILETAGE FEMELLE
- UNIÓN HEMBRA

MATERIAL: CuSn5Zn5Pb2-C - CC499K

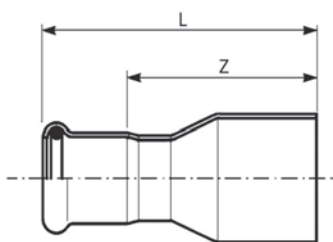
O-RING: NBR giallo - yellow - Gelb
jaune - amarillo

THREAD: EN 10226-1 (ex ISO 7/1)

CODE	De x Rp mm x inch	L mm	Z mm	Y mm	 g		€
690308015G	15 x 3/8"	33,5	21	2	38	4	7,03
690102015G	15 x 1/2"	36	26	2	58	4	9,24
690304015G	15 x 3/4"	39	31	2	76	4	11,40
690102018G	18 x 1/2"	37	26	2	61	4	9,52
690304018G	18 x 3/4"	39	31	2	77	4	13,21
690102022G	22 x 1/2"	36	27	1,5	64	4	9,04
690304022G	22 x 3/4"	39	31	2,5	76	4	10,42
690100022G	22 x 1"	42,5	38	2	112	4	17,24
690102028G	28 x 1/2"	39	34	1	98	4	23,15
690304028G	28 x 3/4"	41,5	34	2	98	4	25,54
690100028G	28 x 1"	45	38	2,5	122	4	16,72
690114028G	28 x 1"1/4	48	46	3	162	4	26,51
690100035G	35 x 1"	45	40	2	132	1	32,31
690114035G	35 x 1"1/4	50	46	2	164	1	31,92
690114042G	42 x 1"1/4	54	50	2	198	1	45,17
690112042G	42 x 1"1/2	54	53	2	217	1	46,31
690200054G*	54 x 2"	65	65	3	342	1	80,60



(*) non certificato GASTEC QA - not certified GASTEC QA - keine Zertifizierung GASTEC QA - pas certifié GASTEC QA - GASTEC QA no certificado

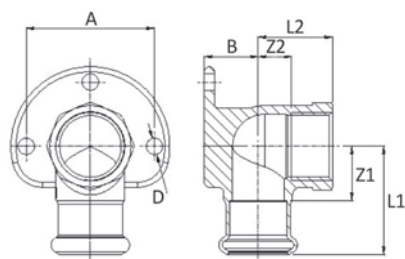
B 7072

**691 G****RIDUZIONE MF**

- REDUCER
- REDUZIERSTÜCK
- REDUCTION
- REDUCCIÓN MH

MATERIAL: Cu-DHP99,9 - CW024A
O-RING: NBR giallo - yellow - Gelb
jaune - amarillo



CODE	De mm	L mm	Z mm	 g		€
691018015G	18 x 15	57	37	42	4	3,47
691022015G	22 x 15	64	44	53	4	4,24
691022018G	22 x 18	59,5	39,5	52	4	4,37
691028015G	28 x 15	54	34	48	4	10,23
691028018G	28 x 18	53	33	54	4	10,53
691028022G	28 x 22	65	44	72	4	10,77
691035022G	35 x 22	59	38	68	1	12,78
691035028G	35 x 28	71	48	98	1	13,83
691042022G	42 x 22	66	45	97	1	21,79
691042028G	42 x 28	65	42	99	1	21,20
691042035G	42 x 35	80,5	54,5	137	1	20,29
691054022G	54 x 22	74	53	154	1	51,84
691054028G	54 x 28	70	47	148	1	43,65
691054035G	54 x 35	76	50	159	1	28,40
691054042G	54 x 42	97,5	67,5	204	1	27,20

**685 G****GOMITO MISTO 90° FF**




















- WALL PLATE ELBOW 90° WITH FEMALE THREAD
- DECKENWINKEL 90° IG
- EQUERRE 90° FF
- CODO PLACA

MATERIAL: CuSn5Zn5Pb2-C - CC499K
O-RING: NBR giallo - yellow - Gelb
jaune - amarillo
THREAD: EN 10226-1 [ex ISO 7/1]

B 7072

CODE	De x Rp mm x inch	L1 mm	L2 mm	Z1 mm	Z2 mm	A mm	B mm	D mm	 g		€
685102015G	15 x 1/2"	41,5	22,5	21,5	7	40	14	6,5	172	4	16,97
685102018G	18 x 1/2"	42	24	22	9	40	15	6,5	188	4	22,16
685304022G	22 x 3/4"	42	29	21	13	50	21	6,5	247	4	36,14

Certificazioni / Certifications

		GIUNTI MECCANICI PER TUBOLATURE - MARINEPRES MECHANICAL JOINTS FOR PIPES - MARINEPRES	MAC - 067019CS/001 - 002	Ø 15 - 108 mm
		RACCORDI A PRESSARE IN CUPRONICHEL / CUPRONICKEL PRESSFITTINGS PRODOTTI E COMPONENTI UTILIZZATI A CONTATTO CON ACQUA POTABILE PRODUCT AND ELEMENTS IN CONTACT WITH DRINKING WATER	ICIM-CAP-009671-00	Ø 15 - 108 mm
		TUBE FITTINGS - MARINEPRES	TAP000007B	Ø 15 - 108 mm
		PRESS FIT SYSTEM OF COMPRESSION TYPE FOR PIPING SYSTEMS	15/20055 (E1)	Ø 15 - 108 mm
		MARINEPRES PIPE PENETRATION (STANDARD FIRE TEST) Ø 15-108 MM	 MED 1650183	Ø 15 - 108 mm
		PIPE COUPLING WITH O-RING SEAL MARINEPRES SYSTEM	38059/A0 BV	Ø 15 - 108 mm
		MARINEPRES, PIPING SYSTEM AND FITTING	19-GEI920312-PDA	Ø 15 - 108 mm
		MARINEPRES, MECHANICAL JOINTS	ML 16T00012	Ø 15 - 108 mm
		MARINEPRES PRESSFITTING SYSTEM	POCC.IT.AM05.H05079	Ø 15 - 108 mm

Campi di applicazione / Fields of application

MARINE PRES®



Riscaldamento
Heating



Raffrescamento
Cooling



Solare termico
Solar thermal



Aria compressa
Compressed air



Antincendio
Fire protection systems



Acque di processo
Process water



Scarichi
Waste water

MARINE PRES® O-ring FKM


Verde | Green | Grün | Vert | Verde

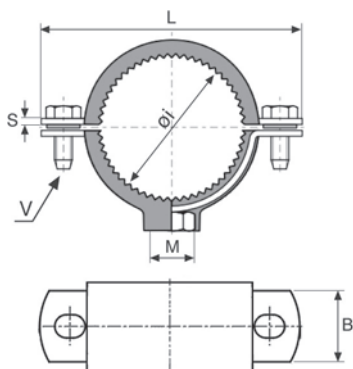


**616/000 CN**
≤54 B 90 91
76÷108 B 90 92
PER IMPIANTI NAVALI

- FOR SHIPYARD SECTOR
- FÜR SCHIFFSBEREICH
- POUR SECTEUR NAVAL
- PARA SECTOR NAVAL



NORM: DIN 86019**Mat. Nr.: CuNi10Fe1.6Mn L=6 m**

CODE	Dimensions mm x mm	∅ int mm	L m	 kg/m	Volume l/m	Minimum package m	€/m
616015000CN	15 x 1,0	13	6	0,39	0,133	60	23,18
616018000CN	18 x 1,0	16	6	0,48	0,201	60	28,19
616022000CN	22 x 1,0	20	6	0,59	0,314	60	34,83
616028000CN	28 x 1,5	25	6	1,12	0,491	30	65,87
616035000CN	35 x 1,5	32	6	1,41	0,804	30	83,30
616042000CN	42 x 1,5	39	6	1,71	1,194	30	100,74
616054000CN	54 x 1,5	51	6	2,21	2,042	30	130,60
616076000CN	76,1 x 2,0	72,1	6	4,16	4,08	6	221,23
616088000CN	88,9 x 2,0	84,9	6	4,88	5,66	6	255,09
616108000CN	108 x 2,5	103	6	7,41	8,332	6	435,68


 Conforme a
 Conform to
 Entsprechend
 Correspondant
 Conforme a la
DIN 4109**156/G****A 50 50****COLLARE GOMMA PER TUBO MARINEPRES**

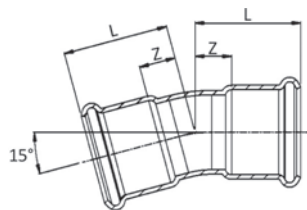
- CLAMP WITH RUBBER FOR MARINEPRES PIPE
- ROHRSCHELLE MIT GUMMIEINLAGE FÜR MARINEPRES ROHR
- COLLIER DE FIXATION GARNITURE ISOPHONIQUE POUR TUBE MARINEPRES
- ABRAZADERA ISOFÓNICA PARA TUBO MARINEPRES

MATERIAL: AISI 304 - 1.4301**VULCANIZED RUBBER:**
 EPDM [-20°
 C/+120° C]
 durezza/hardness
 55 Shore
NOTE: dado saldato con puntatura elettrica spot welded nut

CODE	∅i mm	M	V mm	B mm	L mm	S mm			€
156150304G	15 - 18	M 8	M 6 x 20	20	58	2,5	72	50*	7,45
156308304G	16 - 18	M 8	M 6 x 20	20	58	2,5	76	50*	7,45
156102304G	20 - 24	M 8	M 6 x 20	20	63,5	2,5	86	50*	7,59
156304304G	25 - 28	M 8	M 6 x 20	20	70	2,5	94	50*	7,89
156100304G	31 - 35	M 8	M 6 x 20	20	79	2,5	112	50*	8,36
156114304G	39 - 43	M 8	M 6 x 20	20	85	2,5	120	50*	9,74
156112304G	47 - 54	M 8	M 6 x 25	20	97	2,5	142	50*	10,62
156212304G	73 - 76,5	M 10	M 6 x 25	30	128	2,5	308	10*	16,13
156300304G	86 - 89	M 10	M 6 x 25	30	148	2,5	346	10*	17,48
156108316G	** 108	M 8 / 10	M 6 x 25	20	168	2	200	10*	14,63

[*] unità minima di vendita / minimum selling quantity

 [**] Gomma staccabile - Detachable rubber - Abnehmbare Gummi - Caoutchouc amovible - Goma desmontable
 AISI 316 / 1.4401 (famiglia / family A 50 51)



681/150 CN

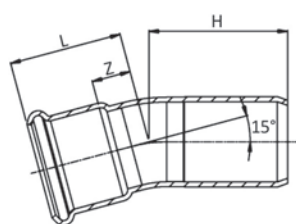
≤54 B 80 81
76÷108 B 80 82

CURVA 15° FF

- 15° ELBOW FF
- BOGEN 15° II
- COUDE FF 15°
- CURVA 15° HH

MATERIAL: CuNi10Fe1.6Mn
O-RING: FKM verde - green - Grün
vert - verde

CODE	De mm	L mm	Z mm				€
681015150CN	15	30	10	43	20	300	19,60
681022150CN	22	33	12	72	20	100	24,18
681028150CN	28	36	13	97	10	100	27,95
681035150CN	35	37	11	140	10	60	32,68
681042150CN	42	42	12	200	4	40	53,21
681054150CN	54	49	13	302	2	20	67,97
681076150CNC	76,1	87,5	32,5	863	2	2	246,12
681088150CNC	88,9	100,5	40,5	1147	2	2	294,07
681108150CNC	108	109,5	34,5	1567	2	2	404,23



681/151 CN

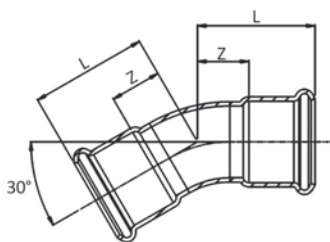
≤54 B 80 81
76÷108 B 80 82

CURVA 15° MF

- 15° ELBOW MF
- BOGEN 15° IA
- COUDE MF 15°
- CURVA 15° HM

MATERIAL: CuNi10Fe1.6Mn
O-RING: FKM verde - green - Grün
vert - verde

CODE	De mm	L mm	H mm	Z mm				€
681015151CN	15	30	40	10	42	20	300	18,71
681022151CN	22	33	41	12	71	20	100	22,80
681028151CN	28	36	43	13	101	10	100	27,71
681035151CN	35	37	41	11	148	10	60	32,33
681042151CN	42	42	55,5	12	183	4	40	50,73
681054151CN	54	49	55	13	339	2	20	64,08
681076151CNC	76,1	87,5	95,5	32,5	827	2	2	228,33
681088151CNC	88,9	100,5	108,5	40,5	1100	2	2	269,41
681108151CNC	108	109,5	118	34,5	1482	2	2	378,12

**681/300 CN**

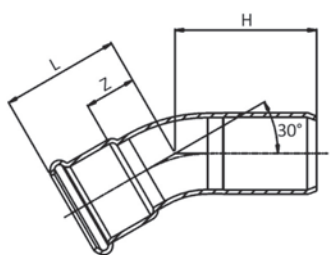
≤54 B 80 81
76÷108 B 80 82

CURVA 30° FF

- 30° ELBOW FF
- BOGEN 30° II
- COUDE FF 30°
- CURVA 30° HH

MATERIAL: CuNi10Fe1.6Mn**O-RING:** FKM verde - green - Grün
vert - verde

CODE	De mm	L mm	Z mm				€
681015300CN	15	33	13	43	20	300	19,60
681022300CN	22	37	16	72	20	100	24,18
681028300CN	28	41	18	97	10	100	27,95
681035300CN	35	37	11	140	10	60	32,68
681042300CN	42	44	14	200	4	40	53,21
681054300CN	54	52	17	302	2	20	67,97
681076300CN	76,1	100	55	1004	2	2	246,12
681088300CN	88,9	115	64	1394	2	2	294,07
681108300CN	108	127	68	1896	2	2	404,23

**681/301 CN**

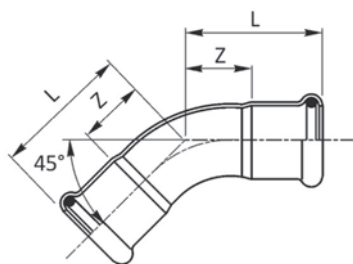
≤54 B 80 81
76÷108 B 80 82

CURVA 30° MF

- 30° ELBOW MF
- BOGEN 30° IA
- COUDE MF 30°
- CURVA 30° HM

MATERIAL: CuNi10Fe1.6Mn**O-RING:** FKM verde - green - Grün
vert - verde

CODE	De mm	L mm	H mm	Z mm				€
681015301CN	15	33	43	13	42	20	300	18,71
681022301CN	22	37	46	16	71	20	100	22,80
681028301CN	28	41	48	18	101	10	100	27,71
681035301CN	35	37	46	11	148	10	60	32,33
681042301CN	42	44	54	14	208	4	40	50,73
681054301CN	54	52	63	17	339	2	20	64,08
681076301CN	76,1	100	108	55	1004	2	2	228,33
681088301CN	88,9	115	123	64	1394	2	2	269,41
681108301CN	108	127	136	68	1896	2	2	378,12



681/450 CN

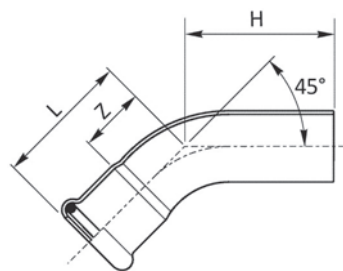
≤54 B 80 81
76÷108 B 80 82

CURVA 45° FF

- 45° ELBOW FF
- BOGEN 45° II
- COUDE FF 45°
- CURVA 45° HH

MATERIAL: CuNi10Fe1.6Mn
O-RING: FKM verde - green - Grün
vert - verde

CODE	De mm	L mm	Z mm	g			€
681015450CN	15	27,5	7,5	43	20	300	19,60
681018450CN	18	29,5	9,5	54	20	300	21,75
681022450CN	22	32	11	72	20	100	24,18
681028450CN	28	37	14	97	10	100	27,95
681035450CN	35	43,5	17,5	140	10	60	32,68
681042450CN	42	51	21	200	4	40	53,21
681054450CN	54	62	26,5	302	2	20	67,97
681076450CN	76,1	133	78	1004	2	2	246,12
681088450CN	88,9	144,5	84,5	1394	2	2	294,07
681108450CN	108	169	94	1896	2	2	404,23



681/451 CN

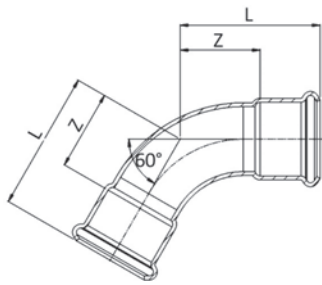
≤54 B 80 81
76÷108 B 80 82

CURVA 45° MF

- 45° ELBOW MF
- BOGEN 45° IA
- COUDE MF 45°
- CURVA 45° HM

MATERIAL: CuNi10Fe1.6Mn
O-RING: FKM verde - green - Grün
vert - verde

CODE	De mm	L mm	H mm	Z mm	g		€
681015451CN	15	27,5	39,5	7,5	42	20	18,71
681018451CN	18	29,5	36	9,5	54	20	20,14
681022451CN	22	32	42	11	71	20	22,80
681028451CN	28	37	46	14	101	10	27,71
681035451CN	35	43,5	57,5	17,5	148	10	32,33
681042451CN	42	51	72	21	208	4	50,73
681054451CN	54	62	82	26,5	339	2	64,08
681076451CN	76,1	133	149	78	1004	2	228,33
681088451CN	88,9	144,5	159,5	84,5	1394	2	269,41
681108451CN	108	169	184	94	1896	2	378,12

**681/600 CN**

≤54 B 80 81

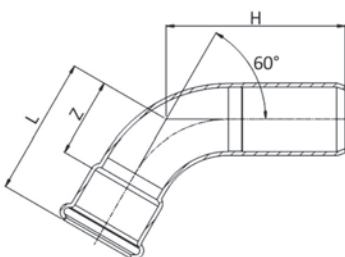
76÷108 B 80 82

CURVA 60° FF

- 60° ELBOW FF
- BOGEN 60° II
- COUDE FF 60°
- CURVA 60° HH

MATERIAL: CuNi10Fe1.6Mn**O-RING:** FKM verde - green - Grün
vert - verde

CODE	De mm	L mm	Z mm				€
681028600CN	28	42	19	109	10	50	27,95
681035600CN	35	71	44	140	5	50	32,68
681042600CN	42	82	50	200	2	30	53,21
681054600CN	54	82	44	348	2	18	67,97
681076600CN	76,1	146,5	91,5	1311	2	2	246,12
681088600CN	88,9	162	102	1687	2	2	294,07
681108600CN	108	1190	115	2440	2	2	404,23

**681/601 CN**

≤54 B 80 81

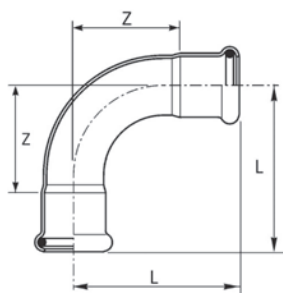
76÷108 B 80 82

CURVA 60° MF

- 60° ELBOW MF
- BOGEN 60° IA
- COUDE MF 60°
- CURVA 60° HM

MATERIAL: CuNi10Fe1.6Mn**O-RING:** FKM verde - green - Grün
vert - verde

CODE	De mm	L mm	H mm	Z mm				€
681035601CN	35	71	74	50	148	5	50	32,33
681042601CN	42	82	86	50	208	2	30	50,73
681054601CN	54	82	89	45	339	2	18	64,08
681076601CN	76,1	146,5	164	91,5	1313	2	2	228,33
681088601CN	88,9	162	177	102	1674	2	2	269,41
681108601CN	108	190	205	115	2392	2	2	378,12



681/900 CN

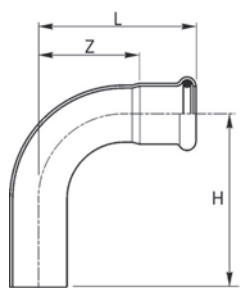
≤54 B 80 81
76÷108 B 80 82

CURVA 90° FF

- 90° ELBOW FF
- BOGEN 90° II
- COUDE FF 90°
- CURVA 90° HH

MATERIAL: CuNi10Fe1.6Mn
O-RING: FKM verde - green - Grün
vert - verde

CODE	De mm	L mm	Z mm	g			€
681015900CN	15	38	18	51	20	300	14,66
681018900CN	18	41,5	21,5	64	20	200	18,04
681022900CN	22	47	26	88	10	100	20,18
681028900CN	28	56	33	124	10	50	24,79
681035900CN	35	68	42	185	5	50	39,95
681042900CN	42	80	50	253	2	30	68,86
681054900CN	54	100	65	427	2	18	89,08
681076900CN	76,1	160	105	1283	2	2	211,95
681088900CN	88,9	182	122	1762	2	2	272,03
681108900CN	108	220	145	2509	2	2	353,65



681/901 CN

≤54 B 80 81
76÷108 B 80 82

CURVA 90° MF

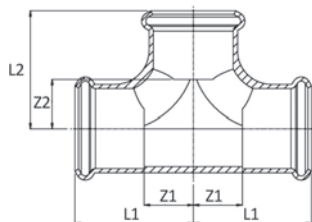
- 90° ELBOW MF
- BOGEN 90° IA
- COUDE MF 90°
- CURVA 90° HM

MATERIAL: CuNi10Fe1.6Mn
O-RING: FKM verde - green - Grün
vert - verde

CODE	De mm	L mm	H mm	Z mm	g		€
681015901CN	15	38	48	18	51	20	15,95
681018901CN	18	41,5	48,5	21,5	64	20	16,41
681022901CN	22	47	57	26	88	10	19,27
681028901CN	28	56	64	33	124	10	23,87
681035901CN	35	68	82	42	191	5	38,53
681042901CN	42	80	101	50	268	2	62,96
681054901CN	54	100	120	65	422	2	86,38
681076901CN	76,1	160	177	105	1283	2	209,62
681088901CN	88,9	182	197	122	1762	2	249,58
681108901CN	108	220	233	145	2509	2	347,23

≤54 B 80 81

76÷108 B 80 82

**682 CN**

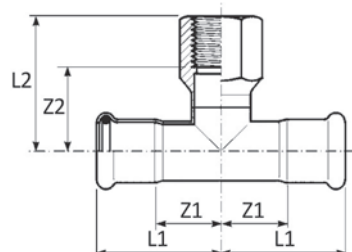
"T"

- EQUAL TEE
- T-STÜCK
- TÉ ÉGAL
- TE IGUAL HHH

MATERIAL: CuNi10Fe1.6Mn**O-RING:** FKM verde - green - Grün
vert - verde

CODE	De mm	L1 mm	L2 mm	Z1 mm	Z2 mm	g			€
682015000CN*	15	32	32	10,5	10,5	77	20	200	23,52
682018000CN*	18	34	34	12,5	12,5	95	20	100	26,00
	22	37	37	14,5	14,5	124	10	100	28,26
	28	42	42	17,5	17,5	175	10	50	33,32
	35	50	50	22,5	22,5	252	4	32	43,09
	42	57	57	25,5	25,5	343	4	20	59,50
	54	69	69	32,5	32,5	520	2	12	71,86
682076000CN	76,1	108	117,5	53	62,5	1422	2	2	460,85
682088000CN	88,9	131,5	134,5	71,5	71,5	1712	2	2	518,06
682108000CN	108	155	160	80	85	2359	2	2	646,97

[*] idroformato - hydroformed - hydrogeformt - hydroformé - hidroformado

**689 CN**

≤54 B 80 81

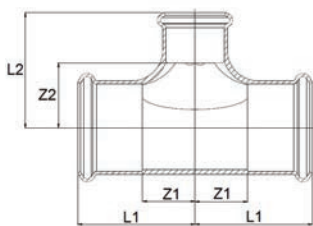
76÷108 B 80 82

"T" CON
DERIVAZIONE FILETTO F

- BRANCH TEE FEMALE BSP OUTLET
- T-STÜCK MIT ABGANG IG
- TÉ MIXTE AVEC FILETAGE F
- TE HEMBRA ROSCADA

MATERIAL: CuNi10Fe1.6Mn**O-RING:** FKM verde - green - Grün
vert - verde**THREAD:** EN 10226-1 (ex ISO 7/1)

CODE	De x Rp x De mm x inch x mm	L1 mm	L2 mm	Z1 mm	Z2 mm	g			€
689102015CN	15 x 1/2" x 15	34,5	40	13,5	25	100	20	100	29,84
689102018CN	18 x 1/2" x 18	36,5	41,5	16,5	26,5	121	20	100	32,24
689102022CN	22 x 1/2" x 22	39,5	44	18	29	154	10	100	35,22
689304022CN	22 x 3/4" x 22	39,5	47	18	30,5	159	10	100	37,32
689102028CN	28 x 1/2" x 28	44	46,5	21	31,5	188	10	50	38,45
689304028CN	28 x 3/4" x 28	44	49,5	21	33	206	10	50	43,82
689102035CN	35 x 1/2" x 35	51	50	25,5	35	220	5	50	43,21
689304035CN	35 x 3/4" x 35	51	53	25,5	36,5	229	5	40	53,15
689102042CN	42 x 1/2" x 42	58,5	54	28,5	39	302	4	32	54,50
689304042CN	42 x 3/4" x 42	58,5	56,5	28,5	40	309	4	32	58,10
689102054CN	54 x 1/2" x 54	69,5	61	34	46	420	2	14	62,53
689304054CN	54 x 3/4" x 54	69,5	64	34	47,5	436	2	14	65,79
689304076CN	76,1 x 3/4" x 76,1	108	76	53	59,5	1160	2	2	408,80
689304088CN	88,9 x 3/4" x 88,9	131,5	83,5	71,5	67	1400	2	2	454,41
689304108CN	108 x 3/4" x 108	155	93	80	76,5	1896	2	2	549,93



692 CN

≤54 B 80 81




76÷108 B 80 82

"T" RIDOTTO

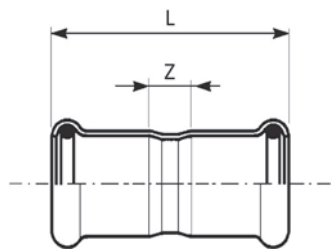
- REDUCING TEE
- T-STÜCK MIT REDUZIERTEM ABGANG
- TÉ RÉDUIT
- TE REDUCIDA HHH

MATERIAL: CuNi10Fe1.6Mn

O-RING: FKM verde - green - Grün
vert - verde

CODE	De mm	L1 mm	L2 mm	Z1 mm	Z2 mm				€
692018015CN*	18 x 15 x 18	34	35	12,5	13,5	89	20	100	24,94
692022015CN*	22 x 15 x 22	37	38	14,5	16,5	120	10	100	26,89
692028015CN*	28 x 15 x 28	42	40,5	17,5	19	157	10	50	31,26
692028018CN*	28 x 18 x 28	42	40,5	17,5	19	162	10	50	32,61
692028022CN*	28 x 22 x 28	42	41	17,5	20	166	10	50	33,20
692035015CN	35 x 15 x 35	51	49	25	29	176	5	50	38,43
692035022CN	35 x 22 x 35	51	50,5	25	29,5	186	5	50	40,52
692035028CN	35 x 28 x 35	51	53,5	25	30,5	191	5	35	41,14
692042022CN	42 x 22 x 42	58,5	54	28	33	264	4	20	56,99
692042028CN	42 x 28 x 42	58,5	57	28	34	261	4	20	57,74
692042035CN	42 x 35 x 42	58,5	61	28	35	303	4	20	62,72
692054022CN	54 x 22 x 54	69,5	61,5	34	40,5	368	2	16	66,35
692054028CN	54 x 28 x 54	69,5	65,5	34	41,5	385	2	16	67,20
692054035CN	54 x 35 x 54	69,5	68,5	34	42,5	403	2	16	70,29
692054042CN	54 x 42 x 54	69,5	72	34	42	419	2	16	75,81
692076022CN	76,1 x 22 x 76,1	108	72,5	52	52,5	1110	2	2	348,98
692076028CN	76,1 x 28 x 76,1	108	77	52	54	1132	2	2	375,56
692076035CN	76,1 x 35 x 76,1	108	80	52	54	1143	2	2	400,90
692076042CN	76,1 x 42 x 76,1	108	84	52	54	1165	2	2	423,12
692076054CN	76,1 x 54 x 76,1	108	90	52	55	1188	2	2	454,27
692088022CN	88,9 x 22 x 88,9	132	81	72	60	1361	2	2	370,18
692088028CN	88,9 x 28 x 88,9	132	84	72	61	1366	2	2	393,29
692088035CN	88,9 x 35 x 88,9	132	88	72	62	1389	2	2	418,92
692088042CN	88,9 x 42 x 88,9	132	91	72	61	1400	2	2	454,38
692088054CN	88,9 x 54 x 88,9	132	97	72	62	1428	2	2	470,74
692088076CN	88,9 x 76 x 88,9	132	125	72	70	1656	2	2	508,77
692108022CN	108 x 22 x 108	155	91	74	70	1857	2	2	393,69
692108028CN	108 x 28 x 108	155	94	74	71	1863	2	2	412,83
692108035CN	108 x 35 x 108	155	97	74	71	1980	2	2	458,63
692108042CN	108 x 42 x 108	155	101	74	71	2080	2	2	478,33
692108054CN	108 x 54 x 108	155	107	74	72	2147	2	2	518,73
692108076CN	108 x 76,1 x 108	155	135	74	80	2153	2	2	541,19
692108088CN	108 x 88,9 x 108	155	141	74	81	2192	2	2	618,29

[*] idroformato - hydroformed - hydrogeformt - hydroformé - hidroformado

**683/000 CN**

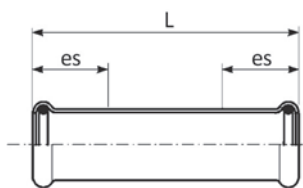
≤54 B 80 81
76÷108 B 80 82

MANICOTTO

- COUPLING
- MUFFE
- MANCHON
- MANGUITO HH

MATERIAL: CuNi10Fe1.6Mn**O-RING:** FKM verde - green - Grün
vert - verde

CODE	De mm	L mm	Z mm				€
683015000CN	15	49	9	39	20	500	10,26
683018000CN	18	50	10	47	20	300	10,90
683022000CN	22	52,5	10,5	60	20	200	12,19
683028000CN	28	56	10	79	10	150	14,08
683035000CN	35	62,5	10,5	108	10	100	18,67
683042000CN	42	72	12	152	4	60	23,69
683054000CN	54	83	12	221	2	24	28,62
683076000CN	76,1	142	32	708	4	4	167,60
683088000CN	88,9	165,5	45,5	853	4	4	191,49
683108000CN	108	203	53	1305	2	2	241,27

**683/001 CN**

≤54 B 80 81
76÷108 B 80 82

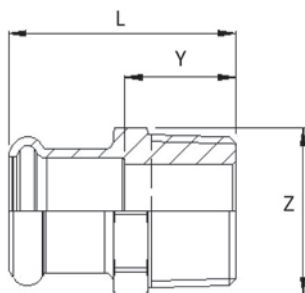
**MANICOTTO
PASSANTE**

- SLIP COUPLING
- SCHIEBEMUFFE
- MANCHON LONG
- MANGUITO SIN TOPE

MATERIAL: CuNi10Fe1.6Mn**O-RING:** FKM verde - green - Grün
vert - verde

CODE	De mm	L mm	es mm				€
683015001CN	15	67,5	25	54	20	200	16,59
683018001CN	18	71	25	66	20	200	19,22
683022001CN	22	77	25	86	10	100	22,02
683028001CN	28	88	30	123	10	50	25,06
683035001CN	35	101,5	30	171	4	40	27,35
683042001CN	42	117	40	243	2	40	32,86
683054001CN	54	138	40	358	2	20	39,63
683076001CN	76,1	225	60	1105	2	2	311,50
683088001CN	88,9	258	70	1468	2	2	349,91
683108001CN	108	305	80	2135	2	2	425,82

B 80 81



687 CN

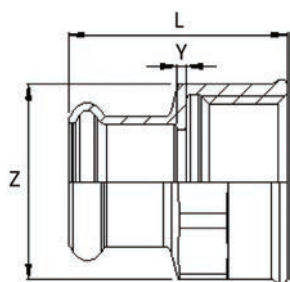
MANICOTTO MISTO FILETTO M

- MALE ADAPTER
- ÜBERGANGSSTÜCK MIT AG
- RACCORD AVEC FILETAGE MALE
- UNIÓN MACHO

MATERIAL: CuNi10Fe1.6Mn
O-RING: FKM verde - green - Grün
 vert - verde
THREAD: EN 10226-1 (ex ISO 7/1)

CODE	De x R mm x inch	L mm	Z mm	Y mm	g			€
687102015CN	15 x 1/2"	36	24	16	58	20	300	24,33
687102018CN	18 x 1/2"	37	27	17	58	20	300	26,62
687304018CN	18 x 3/4"	38	30	18	73	20	200	28,34
687102022CN	22 x 1/2"	38	32	17	72	10	200	32,67
687304022CN	22 x 3/4"	39	32	18	80	10	200	32,39
687100028CN	28 x 1"	44,5	38	21,5	121	10	100	43,07
687114035CN	35 x 1 1/4"	50	46	24	199	5	50	70,01
687112042CN	42 x 1 1/2"	54	54	24	244	4	40	109,49
687200054CN	54 x 2"	63,5	70	27,5	406	4	32	174,70

B 80 81



690 CN

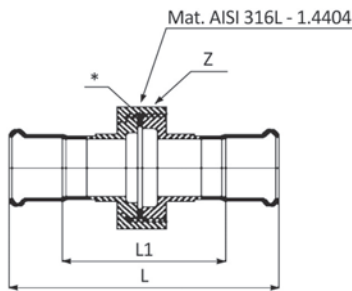
MANICOTTO MISTO FILETTO F

- FEMALE ADAPTER
- ÜBERGANGSSTÜCK MIT IG
- RACCORD AVEC FILETAGE FEMELLE
- UNIÓN HEMBRA

MATERIAL: CuNi10Fe1.6Mn
O-RING: FKM verde - green - Grün
 vert - verde
THREAD: EN 10226-1 (ex ISO 7/1)

CODE	De x Rp mm x inch	L mm	Z mm	Y mm	g			€
690102015CN	15 x 1/2"	36	30	2	70	20	300	26,38
690102018CN	18 x 1/2"	37	30	2	74	20	300	27,16
690304018CN	18 x 3/4"	39	34	2	90	10	200	26,21
690102022CN	22 x 1/2"	36	32	1	80	20	200	45,59
690304022CN	22 x 3/4"	39	34	1,5	87	10	100	38,03
690102028CN	28 x 1/2"	39	38	1	115	10	100	43,16
690100028CN	28 x 1"	45	43	2,5	148	10	100	53,86
690114035CN	35 x 1 1/4"	50	50	2	192	5	50	82,81
690112042CN	42 x 1 1/2"	54	60	2	272	4	40	125,65
690200054CN	54 x 2"	65	70	3	399	4	20	197,45

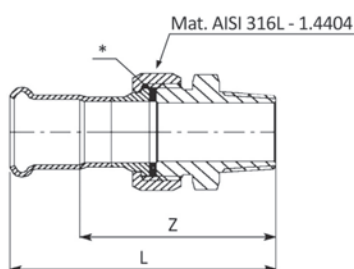
B 80 81

**684/001 CN****BOCCHETTONE A SEDE PIANA**

- FLAT FACED UNION
- DURCHGANGSVERSCHRAUBUNG MIT PRESSENDEN FLACHDICHTEND
- ÉLÉMENT DE TRANSITION FILTÉ PLAT AVEC MANCHONS DES 2 CÔTES
- RÁCOR 3 PIEZAS PLANO

MATERIAL: CuNi10Fe1.6Mn**O-RING:** FKM verde - green - Grün
vert - verde**GASKET:** [*]: FKM verde - green - Grün
vert - verde

CODE	De mm	L mm	L1 mm	Z mm	Gasket mm	g			€
684015001CN	15	96	56	18	24x14 thk 3	146	10	100	58,87
684018001CN	18	97	57	20	30x20 thk 3	187	10	100	69,42
684022001CN	22	100	58	24	30x20 thk 3	194	10	50	78,18
684028001CN	28	117	71	32	47,5x37 thk 3	450	5	25	113,89
684035001CN	35	127	75	41	56x42 thk 3	617	4	20	143,69
684042001CN	42	140	80	46	66x56 thk 3	797	2	20	178,26
684054001CN	54	152	82	60	79,5x69 thk 3	1176	2	10	300,25

**684/002 CN****BOCCHETTONE SEDE PIANA FILETTO M**

- STRAIGHT MALE UNION CONNECTOR
- DURCHGANGSVERSCHRAUBUNG MIT AUSSENGEWINDE
- RACCORD UNION FILETÉ
- RÁCOR 3 PIEZAS ROSCADO MACHO

MATERIAL: CuNi10Fe1.6Mn**O-RING:** FKM verde - green - Grün
vert - verde**GASKET:** [*]: FKM verde - green - Grün
vert - verde**THREAD:** EN 10226-1 [ex ISO 7/1]

CODE	De x R mm x inch	L mm	Z mm	Gasket mm	g			€
684015002CN	15 x 1/2"	76	56	24x14 thk 3	142	2	160	59,46
684018002CN	18 x 1/2"	76	56	24x14 thk 3	144	2	160	67,72
684022002CN	22 x 3/4"	80	59	30x20 thk 3	202	2	100	69,73
684028002CN	28 x 1"	90	67	39x27 thk 3	364	2	60	118,85
684035002CN	35 x 1 1/4"	100	74	44,5x34 thk 3	540	2	40	151,78
684042002CN	42 x 1 1/2"	104	74	50,5x40 thk 3	563	2	30	165,46
684054002CN	54 x 2"	118	83	65,5x53,5 thk 3	823	2	20	284,08


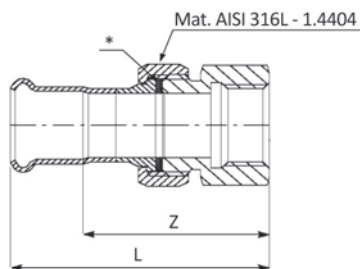
B 80 81

684/003 CN

BOCCHETTONE SEDE PIANA FILETTO F

- STRAIGHT FEMALE UNION CONNECTOR
- DURCHGANGSVERSCHRAUBUNG MIT INNENGEWINDE
- RACCORD UNION TARAUDÉ
- RÁCOR 3 PIEZAS HEMBRA

MATERIAL: CuNi10Fe1.6Mn
O-RING: FKM verde - green - Grün
 vert - verde
GASKET: [*]: FKM verde - green - Grün
 vert - verde
THREAD: EN 10226-1 (ex ISO 7/1)



CODE	De x Rp mm x inch	L mm	Z mm	Gasket mm				€
684015003CN	15 x 1/2"	70	50	24x14 thk 3	140	2	160	56,42
684018003CN	18 x 1/2"	71	51	24x14 thk 3	145	2	140	68,06
684022003CN	22 x 3/4"	75	54	30x20 thk 3	213	2	100	77,94
684028003CN	28 x 1"	83	60	39x27 thk 3	404	2	60	102,58
684035003CN	35 x 1 1/4"	92	66	44,5x34 thk 3	486	2	30	127,00
684042003CN	42 x 1 1/2"	96	66	50,5x40 thk 3	536	2	30	149,97
684054003CN	54 x 2"	116	81	65,5x53,5 thk 3	1091	2	20	285,96

≤54 B 80 81

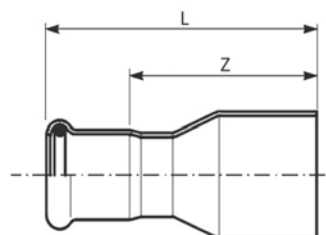
76÷108 B 80 82

691 CN

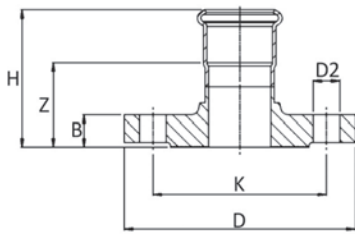
RIDUZIONE MF

- REDUCER
- REDUZIERSTÜCK
- REDUCTION
- REDUCCIÓN MH

MATERIAL: CuNi10Fe1.6Mn
O-RING: FKM verde - green - Grün
 vert - verde



CODE	De mm	L mm	Z mm				€
691018015CN	18 x 15	57	37	43	20	500	12,41
691022015CN	22 x 15	64	44	54	20	400	15,02
691022018CN	22 x 18	60	40	54	20	300	13,22
691028015CN	28 x 15	76,5	56,5	73	20	200	15,66
691028022CN	28 x 22	65	44	74	20	200	15,02
691035022CN	35 x 22	70	49	91	10	100	19,25
691035028CN	35 x 28	71	48	101	10	100	19,05
691042022CN	42 x 22	97	76	140	4	80	59,01
691042028CN	42 x 28	93	70	145	4	80	60,32
691042035CN	42 x 35	81	55	139	4	40	26,26
691054028CN	54 x 28	108,5	85,5	204	4	40	55,57
691054035CN	54 x 35	108	82	215	4	40	69,18
691054042CN	54 x 42	97,5	67,5	216	4	32	30,41
691076042CN	76,1 x 42	141	111	489	4	4	149,34
691076054CN	76,1 x 54	158	123	593	4	4	155,10
691088054CN	88,9 x 54	176	141	763	4	4	217,85
691088076CN	88,9 x 76,1	184	129	902	4	4	208,08
691108054CN	108 x 54	204	168	1067	2	2	239,11
691108076CN	108 x 76,1	206	151	1126	2	2	241,18
691108088CN	108 x 88,9	207	147	1229	2	2	236,46

**693/002 CN**

≤54 B 80 81

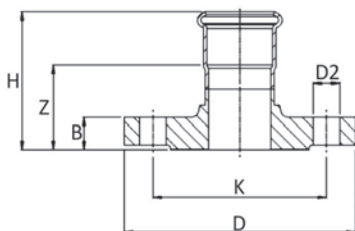
76÷108 B 80 82

**MANICOTTO
FLANGIATO**

- ADAPTOR FLANGE
- ÜBERGANGSFLANSCH
- BRIDE DE RACCORDEMENT
- BRIDA ADAPTADOR

MATERIAL: CuNi10Fe1.6Mn**O-RING:** FKM verde - green - Grün
vert - verde**PN 6**

CODE	De mm	DN flg	H mm	Z mm	B mm	D mm	D2 mm	Holes Nr.	K mm				€
693015002CN	15	15	53	33	12	80	11	4	55	452	2	20	86,85
693018002CN	18	15	53,5	33,5	12	80	11	4	55	452	2	20	86,05
693022002CN	22	20	56,5	35,5	14	90	11	4	65	680	2	14	101,92
693028002CN	28	25	59,5	36,5	14	100	11	4	75	843	2	10	133,10
693035002CN	35	32	63	37	14	120	14	4	90	1206	2	6	149,01
693042002CN	42	40	67	37	14	130	14	4	100	1324	2	6	200,45
693054002CN	54	50	74	38	14	140	14	4	110	1505	2	4	227,04
693076002CN	76,1	65	101	45,5	14	160	14	4	130	2086	2	2	475,06
693088002CN	88,9	80	112	52	16	190	18	4	150	3253	2	2	634,42
693108002CN	108	100	128	53	16	210	18	4	170	3924	2	2	757,93

**693/000 CN**

≤54 B 80 81

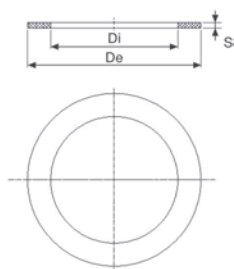
76÷108 B 80 82

**MANICOTTO
FLANGIATO**

- ADAPTOR FLANGE
- ÜBERGANGSFLANSCH
- BRIDE DE RACCORDEMENT
- BRIDA ADAPTADOR

MATERIAL: CuNi10Fe1.6Mn**O-RING:** FKM verde - green - Grün
vert - verde**PN 16**

CODE	De mm	DN flg	H mm	Z mm	B mm	D mm	D2 mm	Holes Nr.	K mm				€
693015000CN	15	15	55	35	14	95	14	4	65	735	2	20	114,63
693018000CN	18	15	55,5	35,5	14	95	14	4	65	735	2	20	121,49
693022000CN	22	20	58,5	37,5	16	105	14	4	75	1051	2	14	138,29
693028000CN	28	25	61,5	38,5	16	115	14	4	85	1267	2	10	169,99
693035000CN	35	32	65,5	39,5	16	140	18	4	100	1828	2	6	193,81
693042000CN	42	40	69	39	16	150	18	4	110	2007	2	6	203,66
693054000CN	54	50	78	42	18	165	18	4	125	2734	2	4	340,68
693076000CN	76,1	65	105	50	18	185	18	4	145	3538	2	2	526,62
693088000CN	88,9	80	116	56	20	200	18	8	160	4382	2	2	655,54
693108000CN	108	100	132	57	20	220	18	8	180	5230	2	2	781,65



434/PN6



R 30 30

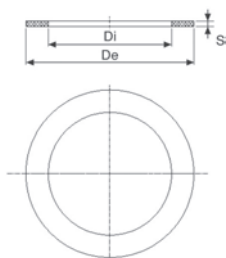
GUARNIZIONE ECOLOGICA PER FLANGE

- GASKET FOR FLANGE
- FLANSCHDICHTUNG
- JOINT POUR BRIDE
- JUNTA ECOLÓGICA PARA BRIDA

MATERIAL: Sesalit Eco
NORM: EN 1092-1

PN 6

CODE	DN	De mm	Di mm	S mm			€
434015006	15 - (1/2")	44	20	2	4	10	0,59
434020006	20 - (3/4")	54	25	2	6	10	0,86
434025006	25 - (1")	64	30	2	9	10	1,18
434032006	32 - (1 1/4")	75	38	2	11	10	1,60
434040006	40 - (1 1/2")	85	45	2	14	10	2,07
434050006	50 - (2")	95	57	2	15	10	3,15
434065006	65 - (2 1/2")	115	76	2	19	10	4,34
434080006	80 - (3")	132	89	2	26	10	5,15
434100006	100 - (4")	152	108	2	29	10	6,10



434/PN10-16



R 30 30

GUARNIZIONE ECOLOGICA PER FLANGE

- GASKET FOR FLANGE
- FLANSCHDICHTUNG
- JOINT POUR BRIDE
- JUNTA ECOLÓGICA PARA BRIDA

MATERIAL: Sesalit Eco
NORM: EN 1092-1

PN 10/16

CODE	DN	De mm	Di mm	S mm			€
434015000	15 - (1/2")	50	20	2	6	10	0,59
434020000	20 - (3/4")	60	25	2	8	10	0,84
434025000	25 - (1")	70	30	2	10	10	1,17
434032000	32 - (1 1/4")	82	38	2	14	10	1,60
434040000	40 - (1 1/2")	92	45	2	17	10	2,07
434050000	50 - (2")	108	57	2	22	10	3,13
434065000	65 - (2 1/2")	127	76	2	27	10	4,32
434080000	80 - (3")	142	89	2	30	10	5,10
434100000	100 - (4")	162	108	2	38	10	5,86

Sesalit ECO: fibre organiche e sintetiche legate con gomma NBR/SBR esente amianto

IMPIEGHI: Acqua calda e fredda, olii vegetali ed animali, aria, alcuni carburanti (no GAS)

LIMITI DI TEMPERATURA ORIENTATIVI

Temperatura massima per brevi esposizioni: 180°-200° C

Temperatura massima di esercizio continuo per fluidi non aggressivi: 140° C

Temperatura massima di esercizio continuo con vapore: 110° C

OMOLOGAZIONI: acqua potabile WRAS n° 1605525

Sesalit ECO: organic and synthetic fibers bonded with NBR/SBR asbestos-free

USES: hot and cold water, vegetable and animal oils, air, some fuels (no GAS)

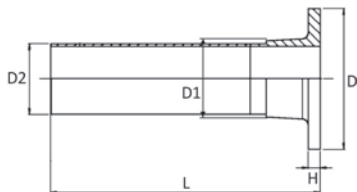
GUIDELINE TEMPERATURE LIMITS

Maximum temperature for short exposure: 180°-200° C

Maximum operating temperature for continuous non-aggressive fluids: 140° C

Maximum temperature for continuous operation with steam: 110° C

APPROVAL: potable water WRAS n° 1605525

**693/004 CN**

≤54 B 80 81
76÷108 B 80 82

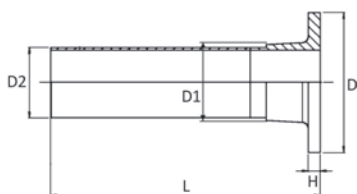
BOCCELLO PER FLANGE LIBERE

- COLLAR FOR LOOSE FLANGES
- AUSSEN FÜR LOSE-FLANSCH
- SORTIE A BRIDE POUR BRIDE TOURNANTE
- TRONCO EMBRIDADO PARA BRIDA LOCA

MATERIAL: CuNi10Fe1.6Mn

PN 6

CODE	De mm	L mm	D mm	D1 mm	D2 mm	H mm				€
693022004CN	22	135	50	27	22	5	160	1	14	57,95
693028004CN	28	135	60	32	28	5	260	1	14	67,73
693035004CN	35	135	70	40	35	5	340	1	14	84,48
693042004CN	42	135	80	46	42	6	450	1	14	99,70
693054004CN	54	135	90	59	54	6	560	1	14	170,58
693076004CN	76,1	135	110	78	76,1	6	850	1	12	236,09
693088004CN	88,9	135	128	91	88,9	7	1200	1	6	328,65
693108004CN	108	135	148	110	108	7	1540	1	2	411,99

**693/003 CN**

≤54 B 80 81
76÷108 B 80 82

BOCCELLO PER FLANGE LIBERE

- COLLAR FOR LOOSE FLANGES
- AUSSEN FÜR LOSE-FLANSCH
- SORTIE A BRIDE POUR BRIDE TOURNANTE
- TRONCO EMBRIDADO PARA BRIDA LOCA

MATERIAL: CuNi10Fe1.6Mn

PN 16

CODE	De mm	L mm	D mm	D1 mm	D2 mm	H mm				€
693022003CN	22	135	58	27	22	5	190	1	14	68,38
693028003CN	28	135	68	32	28	5	300	1	14	79,65
693035003CN	35	135	78	40	35	5	380	1	14	101,97
693042003CN	42	135	88	46	42	6	510	1	14	125,60
693054003CN	54	135	102	59	54	6	650	1	14	172,53
693076003CN	76,1	135	122	78	76,1	6	970	1	4	288,75
693088003CN	88,9	135	138	91	88,9	7	1240	1	4	363,02
693108003CN	108	135	158	110	108	7	1690	1	2	463,47

679/001 CN

≤54 B 80 81

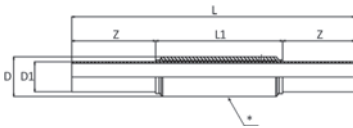
76÷108 B 80 82

PASSAGGIO STAGNO

- DECK / BULKHEAD PENETRATION
- WANDDURCHFÜHRUNG
- PASSAGE ÉTANCHE
- PASAJE ESTAÑO

MATERIAL: CuNi10Fe1.6Mn

NOTE: [*]: S235JR (Fe 360)



CODE	De mm	L mm	L1 mm	Z mm	D mm	D1 mm	g			€
679015001CN	15	450	120	165	25	15	513	1	65	41,70
679018001CN	18	450	120	165	30	18	693	1	65	41,92
679022001CN	22	450	120	165	33	22	782	1	50	44,92
679028001CN	28	450	120	165	37	28	865	1	45	48,31
679035001CN	35	450	120	165	43,5	35	1044	1	40	58,75
679042001CN	42	450	120	165	53	42	1440	1	30	70,33
679054001CN	54	450	120	165	69	54	2192	1	18	139,14
679076001CN	76,1	450	120	165	88,5	76,1	3167	1	8	157,93
679088001CN	88,9	450	120	165	107	88,9	4551	1	8	185,65
679108001CN	108	450	120	165	131,5	108	6337	1	6	228,99

695/003 CN

≤54 B 80 81

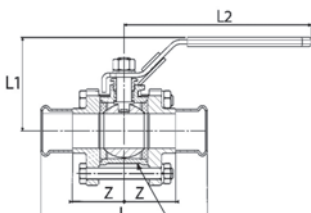
76÷108 B 80 82

VALVOLA A SFERA 3 PZ PASSAGGIO TOTALE LUCCHETTABILE CON BASE PER ATTUATORE

- 3-PC BALL VALVE WITH FULL PORT
- KUGELHAHN 3-TEILIG MIT VOLLEM DURCHGANG
- BOISSEAU SPHERIQUE 3 PIECES PASSAGE INTÉGRAL
- VÁLVULA DE BOLA TRES PIEZAS POSO TOTAL

MATERIAL: CuNi10Fe1.6Mn (corpo/body AISI 316L - 1.4404)

O-RING: FKM verde - green - Grün
vert - verde



Mat. AISI 316L - 1.4404



CODE	DN	De mm	DN inch	L mm	Z mm	L1 mm	L2 mm	g			€
695015003CN	10	15	3/8"	122	41	72	151	726	1	10	187,46
695018003CN	15	18	1/2"	123	41,5	72	151	750	1	10	211,32
695022003CN	20	22	3/4"	127	42,5	80	151	1024	1	10	261,80
695028003CN	25	28	1"	145	49,5	90	179	1550	1	5	319,59
695035003CN	32	35	1" 1/4	170	59	95	179	2395	1	5	463,67
695042003CN	40	42	1" 1/2	197	68,5	104	198	3334	1	5	610,31
695054003CN	50	54	2"	220	75	110	198	4694	1	2	828,99
695076003CN	65	76,1	2" 1/2	308	99	150	270	9648	1	1	1478,31
695088003CN	80	88,9	3"	362	121	159	270	13242	1	1	2275,50
695108003CN	100	108	4"	422	136	210	405	26250	1	1	3647,11

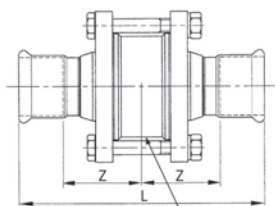
Le condizioni stampigliate sono relative al corpo della valvola. La pressione massima di lavoro delle valvole art. 695/003 CN = 16 bar. Con flangia per attuatore.

The marked pressure's conditions are related to the body of the valve. Maximum working pressure for pressfitting valve art. 695/003 CN = 16 bar. With flange for actuator.


Die markierte Konditionen der Pressfitting entsprechend den Kugelhahnkoerper. Maximaler Arbeitsbetriebsdruck für Kugelhahn 695/003 CN = 16 bar. Mit Flansch für Stellantrieb.

Les conditions de pressions indiquées sur la presse vanne correspondent au corps de vanne. Pression de service maximale des vannes 695/003 CN = 16 bar. Avec bride pour actuateur.

Condiciones de presión marcadas están relacionadas con el cuerpo de la válvula. La presión máxima de trabajo de las válvulas art. 695/003 CN = 16 bar. Con brida para actuador.



Mat. AISI 316L - 1.4404

**695/004 CN**

≤54 B 80 81

76÷108 B 80 82

VALVOLA DI RITEGNO

- NON-RETURN VALVE
- RÜCKSCHLAGVENTIL
- CLAPET ANTI-RETOUR
- VÁLVULA DE RETENCIÓN

MATERIAL: CuNi10Fe1.6Mn [corpo/body AISI 316L - 1.4404]

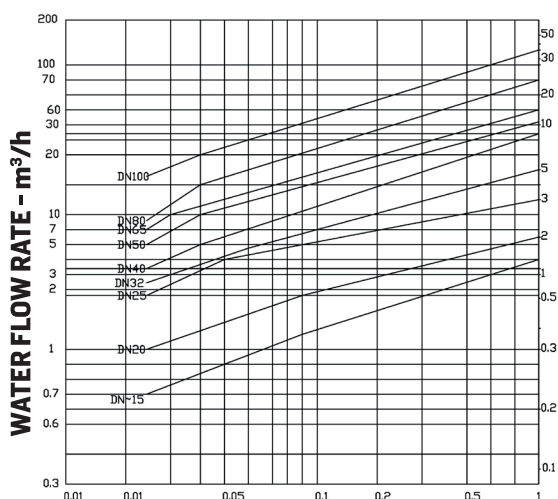
O-RING: FKM verde - green - Grün
vert - verde

CODE	DN	De mm	L mm	Z mm	g			€
695015004CN	15	15	113	36,5	443	1	10	314,19
695018004CN	15	18	114	37	554	1	10	345,60
695022004CN	20	22	121	39,5	614	1	10	361,98
695028004CN	25	28	138	46	828	1	10	462,25
695035004CN	32	35	158	53	1324	1	10	638,95
695042004CN	40	42	180	60	1832	1	6	719,42
695054004CN	50	54	199	64,5	2676	1	2	1333,06
695076004CN	65	76,1	269	79,5	5442	1	1	1944,75
695088004CN	80	88,9	303	91,5	8466	1	1	2135,72
695108004CN	100	108	370	110	14640	1	1	2634,60

Le condizioni stampigliate sono relative al corpo della valvola. La pressione massima di lavoro delle valvole art. 695/004 CN = 16 bar
The marked pressure's conditions are related to the body of the valve. Maximum working pressure for pressfitting valve art. 695/004 CN = 16 bar
Die markierte Konditionen der Pressfitting entsprechen den Kugelhahnkörper. Maximaler Arbeitsbetriebsdruck für Kugelhahn 695/004 CN = 16 bar
Les conditions de pressions indiquées sur la presse vannes correspondent au corps de vanne. Pression de service maximale des vannes 695/004 CN = 16 bar.

Condiciones de presión marcadas están relacionadas con el cuerpo de la válvula. La presión máxima de trabajo de las válvulas art. 695/004 CN = 16 bar

DIAGRAMMA PERDITA DI CARICO PRESSURE LOSS DIAGRAM



DN15-DN100 PRESSURE LOSS - bar

CV / KV PER VALVOLA DI RITEGNO CV / KV FOR NON-RETURN VALVE				DIREZIONE DI FLUSSO FLOW DIRECTION		
DE	DN inch	CV US gallon/min	KV m³/h	↑	↓	→
				Pressione di apertura Opening pressure (mbar)		
15	15 - 1/2"	4,1	3,5	25	21	23
18	15 - 1/2"	4,1	3,5	25	21	23
22	20 - 3/4"	5,1	4,4	25	21	23
28	25 - 1"	14	12	25	21	23
35	32 - 1 1/4"	23,3	20	27	21	24
42	40 - 1 1/2"	30,3	26	29	21	25
54	50 - 2"	37,3	32	29	21	25
76,1	65 - 2 1/2"	70	60	31	21	25
88,9	80 - 3"	81,7	70	32	21	26
108	100 - 4"	140	120	33	21	27

NOTE

Cv = flusso di acqua (a 60°F) in gpm (galloni al minuto) con una pressione differenziale (caduta di pressione) di 1 psi.

Kv = flusso di acqua (tra 5° e 40°) m³/h, con una pressione differenziale (caduta di pressione) di 1 bar.

(1 Kv = 0,86 Cv)

B 80 81

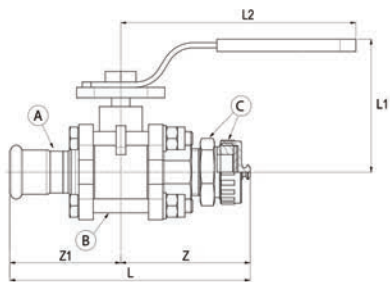
695/008 CN




VALVOLA A SFERA CON PRESA MANICHETTA

- BALL VALVE WITH HOSE CONNECTION
- KUGELHAHN MIT SCHLAUCHANSCHLUSS
- BOISSEAU SPHERIQUE AVEC RACCORD DETUYAU
- VÁLVULA DE BOLA CON CONEXIÓN DELA MANGUERA

MATERIAL: A: CuNi10Fe1.6Mn
 B: AISI 316L - 1.4404
 C: ottone - brass - Messing - laiton - latón

O-RING: FKM verde - green - Grün vert - verde



CODE	De mm	L mm	L1 mm	L2 mm	Z mm	Z1 mm				€
695022008CN	22 x 1"	136,5	80	151	73	63,5	1332	1	10	319,59

B 50 51





Klauke MAP219 BT MINI (Ø 12÷35 mm)

PRESSATRICE CON BATTERIA, CARICA BATTERIA E VALIGIA

- PRESSING MACHINE WITH BATTERY, CHARGER AND CASE
- AKKU- PRESSGERÄT MIT SCHNELLLADEGERAT UND KOFFER
- SERTISSEUSE A BATTERIE AVEC CHARGEUR ET COFFRET
- AKKU-MÁQUINA CON CARGADOR RÁPIDO Y CAJA

NOTE: New model (Bluetooth technology)

CODE	Voltage	Plug			€
196001018	(*) 220-240 V 50-60 Hz	(*) Europe (CEE 7/16 charge battery)	3,8	1	3638,28

B 50 51



Klauke UNP2 (Ø 12÷54 mm)

PRESSATRICE ELETTROIDRAULICA CON VALIGIA

- ELECTROHYDRAULIC PRESSING MACHINE WITH CASE
- ELEKTROHYDRAULISCHES PRESSGERÄT MIT KOFFER
- SERTISSEUSE ELECTROHYDRAULIQUE AVEC COFFRET
- MÁQUINA ELECTROHIDRÁULICA CON CAJA

CODE	Voltage	Plug			€
196000000	220-240 V / 50-60 Hz	Europe (CEE 7/17)	11,8	1	2721,81

B 50 51





Klauke UAP332 BT (Ø 12÷54 mm) i-press

PRESSATRICE CON BATTERIA, CARICA BATTERIA E VALIGIA

- PRESSING MACHINE WITH BATTERY, CHARGER AND CASE
- AKKU- PRESSGERÄT MIT SCHNELLLADEGERAT UND KOFFER
- SERTISSEUSE A BATTERIE AVEC CHARGEUR ET COFFRET
- AKKU-MÁQUINA CON CARGADOR RÁPIDO Y CAJA

NOTE: New model (Bluetooth technology)

CODE	Voltage	Plug			€
196001019	(*) 220-240 V 50-60 Hz	(*) Europe (CEE 7/16 charge battery)	8,1	1	4342,35

B 50 51


Klauke UAP432 BT (\varnothing 12÷54 mm PN16 \varnothing 76÷108 mm PN10) i-press

PRESSATRICE CON BATTERIA, CARICA BATTERIA E VALIGIA

- PRESSING MACHINE WITH BATTERY, CHARGER AND CASE
- AKKU- PRESSGERÄT MIT SCHNELLLADEGERÄT UND KOFFER
- SERTISSEUSE A BATTERIE AVEC CHARGEUR ET COFFRET
- AKKU-MÁQUINA CON CARGADOR RÁPIDO Y CAJA

NOTE: New model (Bluetooth technology)

CODE	Voltage	Plug	kg		€
196001020	[*] 220-240 V 50-60 Hz	[*] Europe (CEE 7/16 charge battery) (CEE 7/17 main adapter)	15	1	6116,09

B 50 51


Klauke UAP100120 BT (\varnothing 76÷108 mm King size) i-press

PRESSATRICE CON BATTERIA, CARICA BATTERIA E VALIGIA

- PRESSING MACHINE WITH BATTERY, CHARGER AND CASE
- AKKU- PRESSGERÄT MIT SCHNELLLADEGERÄT UND KOFFER
- SERTISSEUSE A BATTERIE AVEC CHARGEUR ET COFFRET
- AKKU-MÁQUINA CON CARGADOR RÁPIDO Y CAJA

NOTE: New model (Bluetooth technology)

CODE	Voltage	Plug	kg		€
196001021	[*] 220-240 V 50-60 Hz	[*] Europe (CEE 7/16 charge battery) (CEE 7/17 main adapter)	23,6	1	10891,46
196001009V*	-	-	10	1	484,09

[*] Valigia vuota - Empty case - Leer Koffer - Coffret vide - Caja vacía

B 50 51


Klauke EHP2/SANB (\varnothing 76÷108 mm King size)

GRUPPO POMPA IDRAULICA ELETTRICO

- ELECTRIC HYDRAULIC PUMP
- ELEKTRISCHEBETRIEBENES ANTRIEBSAGGREGAT
- GROUPE HYDRAULIQUE MOBILE POUR SERTIR
- UNIDAD DE ACCIONAMIENTO ELÉCTRICO

NOTE: Tensione/voltage 220-240 V / 50-60 Hz

CODE	Voltage	Plug	kg		€
1960000001	220-240 V / 50-60 Hz	CEE industrial 2P+G	69	1	18622,49





Klaue AHP700LS

B 50 51

GRUPPO POMPA IDRAULICA A BATTERIA

- BATTERY HYDRAULIC PUMP
- AKKUBETRIEBENES ANTRIEBSAGGREGAT
- GROUPE HYDRAULIQUE MOBILE POUR SERTIR
- UNIDAD DE ACCIONAMIENTO A PILAS

CODE	Voltage	Plug			€
196001012	220-240 V 50-60 Hz	Europe (CEE 7/16 charge battery)	9,8	1	7964,20



Klaue PKUAP3 (ø 12÷54 mm) per/for AHP700LS

B 50 51

TESTA DI PRESSATRICE

- PRESSING HEAD
- PRESSKÖPFE
- TÊTE DE SERTISSEUSE
- CABEZA DE AKKU-MÁQUINA

CODE			€
196001013	2,5	1	1574,63





Klaue PKUAP4 (ø 12÷54 mm PN16) (ø 76,1÷108 mm PN10) per/for AHP700LS

B 50 51

TESTA DI PRESSATRICE

- PRESSING HEAD
- PRESSKÖPFE
- TÊTE DE SERTISSEUSE
- CABEZA DE AKKU-MÁQUINA

CODE			€
196001017	2,6	1	2822,68





Klaue PK100AHP (ø 76÷108 mm King size) per/for AHP700LS

B 50 51

TESTA DI PRESSATRICE

- PRESSING HEAD
- PRESSKÖPFE
- TÊTE DE SERTISSEUSE
- CABEZA DE AKKU-MÁQUINA

CODE			€
196001014	10,4	1	6763,13





Klauke AHP700LS

B 50 51

TUBO FLESSIBILE ALTA PRESSIONE L=4 M

- HIGH PRESSURE HOSE L=4 M
- HOCHDRUCKSCHLAUCH L=4 M
- TUYAU À HAUTE PRESSION L=4 M
- MANGUERA DE ALTA PRESIÓN L=4 M

CODE			€
196001015	2,3	1	991,73



Klauke HPU2EX (ϕ 12÷54 mm)

B 50 51

PRESSATRICE MANUALE

- MANUAL HYDRAULIC PRESSING
- MANUELLES HYDRAULISCHES PRESSWERKZEUG
- SERTISSEUSE MANUELLE
- MÁQUINA MANUAL

CODE			€
196001016	3,1	1	2382,40





Klauke MAP1 - MAP2L MINI

B 50 51

GANASCIA PER PRESSATRICE

- JAW
- PRESSBACKE
- MACHOIRE
- MORDAZA PINZA

CODE	De mm			€
196012001	12	1,28	1	255,81
196015001	15	1,28	1	255,81
196018001	18	1,28	1	255,81
196022001	22	1,34	1	270,58





Klauke MAP219

B 50 51

GANASCIA PER PRESSATRICE

- JAW
- PRESSBACKE
- MACHOIRE
- MORDAZA PINZA

CODE	De mm			€
196012002	12	1,3	1	323,51
196015002	15	1,3	1	323,51
196018002	18	1,3	1	323,51
196022002	22	1,4	1	344,25
196028002	28	1,4	1	344,25
196035002	35	1,6	1	344,25





Klauke UNP2 - UAP2 - UAP3L/432 UAP4L/432 - PKUAP3L

B 50 51

GANASCIA PER PRESSATRICE

- JAW
- PRESSBACKE
- MACHOIRE
- MORDAZA PINZA

CODE	De mm			€
196012000	12	1,9	1	279,45
196015000	15	1,9	1	279,45
196018000	18	1,9	1	279,45
196022000	22	2	1	279,45
196028000	28	2,1	1	300,17
196035000	35	2,1	1	346,01





Klauke UNP2 - UAP2 UAP3L/332 - UAP4L/432

B 50 51

VALIGIA PER GANASCE Ø 15÷35

- CASE FOR JAWS Ø 15÷35
- LEER KOFFER FÜR PRESSBACKEN Ø 15÷35
- COFFRET POUR MACHOIRES Ø 15÷35
- CAJA PARA MORZADAS Ø 15÷35

CODE	De mm			€
196015035K	15 - 35	13,2	1	1715,19
196015035KV*	15 - 35	6,29	1	286,24

[*] Valigia vuota - Empty case - Leer Koffer - Coffret vide - Caja vacía





Klauke UNP2 - UAP2 - UAP3L/332 UAP4L/432 - PKUAP3

B 50 51

CATENA PER PRESSATRICE

- PRESSING COLLAR
- PRESSSCHLINGE
- CHAÎNE
- MORDAZA CADENA

CODE	De mm			€
196042004	42	1,9	1	1722,68
196054004	54	1,75	1	1722,68



Klauke ø 42÷54 mm

B 50 51

ADATTATORE PER CATENE

- ADAPTER FOR COLLARS
- ZWISCHENBACKE FÜR PRESSSCHLINGEN
- ADAPTEUR POUR MACHOIRES
- ADAPTADOR PARA MORDAZAS

CODE	De mm			€
196042054	42 - 54	1,7	1	374,08



Klauke UAP4L/432 (PN10)

B 50 51

CATENA PER PRESSATRICE

- PRESSING COLLAR
- PRESSSCHLINGE
- CHAÎNE
- MORDAZA CADENA

CODE	De mm	kg		€
196076001	76,1	9,9	1	2861,50
196088001	88,9	9,7	1	2955,82
196108001	108	10,4	1	3527,82



Klauke UAP4L/432 \varnothing 76÷108 mm (PN10)

B 50 51

ADATTATORE PER CATENE

- ADAPTER FOR COLLARS
- ZWISCHENBACKE FÜR PRESSSCHLINGEN
- ADAPTEUR POUR MACHOIRES
- ADAPTADOR PARA MORDAZAS

CODE	De mm	kg		€
196076108	76,1 - 108	4,4	1	1317,41



Klauke UAP100 - UAP100L/100120 PK100AHP (\varnothing 76÷108 King size)

B 50 51

CATENA PER PRESSATRICE

- PRESSING COLLAR
- PRESSSCHLINGE
- CHAÎNE
- MORDAZA CADENA

CODE	De mm	kg		€
196076000	76,1	13	1	3687,65
196088000	88,9	13	1	3782,29
196108000	108	15	1	4537,86



Klauke UNP2 - UAP3L/332 UAP4L/432 (\varnothing 42÷54 mm)

B 50 51

VALIGIA PER CATENE \varnothing 42÷54 + ADATTATORE

- CASE FOR PRESSING COLLARS \varnothing 42÷54 + ADAPTER
- LEER KOFFER FÜR PRESS SCHLINGEN \varnothing 42÷54 + ZWISCHENBACKE
- COFFRET POUR CHAÎNES \varnothing 42÷54 + ADAPTEUR
- CAJA PARA CADENA \varnothing 42÷54 + ADAPTADOR

CODE	De mm	kg		€
196042054KF	42 - 54	10,9	1	3813,32
196042054K*	42 - 54	3,9	1	275,04

[*] Valigia vuota - Empty case - Leer Koffer - Coffret vide - Caja vacía


B 50 51



NG1 (12 V) Klaue UAP2 - UAP100

CAVO ELETTRICO CON ADATTATORE UNIVERSALE

- MAIN SUPPLY CIRCUIT
- SCHALTNETZTEIL
- BLOC D'ALIMENTATION
- ALIMENTADOR A LA RED

CODE	Voltage	Plug			€
196004000	220-240 V / 50-60 Hz	Europe (CEE 7/17)	0,8	1	1039,46





RA5 (12 V / 3,0 Ah) Klaue UAP2 - UAP100

BATTERIA

- BATTERY
- AKKU
- BATTERIE
- ACCUMULADOR

B 50 51

CODE			€
196002000	0,7	1	406,63





RAM3 (9,6 V / 3,0 Ah) Klaue MAP1 MINI

BATTERIA

- BATTERY
- AKKU
- BATTERIE
- ACCUMULADOR

B 50 51

CODE			€
196005000	0,6	1	360,78

B 50 51

NG2 (18 V)
Klaue UAP3L/332 - UAP4L/432 - UAP100L/100120
CAVO ELETTRICO CON ADATTATORE UNIVERSALE

- MAIN SUPPLY CIRCUIT
- SCHALTNETZTEIL
- BLOC D'ALIMENTATION
- ALIMENTADOR A LA RED

CODE	Voltage	Plug			€
196004001	220-240 V / 50-60 Hz	Europe (CEE 7/17)	0,9	1	819,17

B 50 51

RAL2 (18 V / 3,0 Ah)
**Klaue MAP2L/219 - UAP3L/332
UAP4L/432 - UAP100L/100120**
BATTERIA



- BATTERY
- AKKU
- BATTERIE
- ACCUMULADOR

CODE			€
196002001	0,7	1	668,35

B 50 51

LGL1
Klaue UAP3L/332 - UAP4L/432 - UAP100L/100120
CARICABATTERIA

- FAST CHARGER
- SCHNELLLADEGERÄT
- CHARGEUR
- CARGADOR RÁPIDO

CODE	Voltage	Plug			€
196003001	220-240 V / 50-60 Hz	Europe (CEE 7/16)	1,3	1	471,68



B 50 51



Novopress ECO 203 (ϕ 12÷54 mm)

PRESSATRICE ELETTROIDRAULICA CON VALIGIA

- ELECTROHYDRAULIC PRESSING MACHINE WITH CASE
- ELEKTROHYDRAULISCHES PRESSGERÄT MIT KOFFER
- SERTISSEUSE ELECTROHYDRAULIQUE AVEC COFFRET
- MÁQUINA ELECTROHIDRÁULICA CON CAJA

CODE	Voltage	Plug			€
196000013	220-240 V / 50-60 Hz	Europe (CEE 7/17)	7,9	1	2729,09
196000015	110-120 V / 50-60 Hz	Great Britain (BS 1363)	7,9	1	2729,09





Novopress ACO 203 BT (ϕ 12÷54 mm)

PRESSATRICE CON BATTERIA, CARICA BATTERIA E VALIGIA

- PRESSING MACHINE WITH BATTERY, CHARGER AND CASE
- AKKU- PRESSGERÄT MIT SCHNELLLADEGERÄT UND KOFFER
- SERTISSEUSE A BATTERIE AVEC CHARGEUR ET COFFRET
- AKKU-MÁQUINA CON CARGADOR RÁPIDO Y CAJA

NOTE: New model (Bluetooth technology)

B 50 51

CODE	Voltage	Plug			€
196000021	(* 220-240 V / 50-60 Hz	(* Europe (CEE 7/16)	8,0	1	3191,36
196000025	(* 110-120 V / 50-60 Hz	(* USA / Canada (NEMA 1-15)	8,1	1	3191,36





Novopress ACO 203 XL BT (ϕ 12÷54 mm PN16 / ϕ 76÷108 mm PN10)

PRESSATRICE CON 2 BATTERIE, CARICA BATTERIA E VALIGIA

- PRESSING MACHINE WITH 2 BATTERIES, CHARGER AND CASE
- AKKU- PRESSGERÄT MIT SCHNELLLADEGERÄT UND KOFFER
- SERTISSEUSE A BATTERIE (2) AVEC CHARGEUR ET COFFRET
- AKKU-MÁQUINA CON CARGADOR RÁPIDO Y CAJA

NOTE: New model (Bluetooth technology)

B 50 51

CODE	Voltage	Plug			€
196000024	(* 220-240 V / 50-60 Hz	(* Europe (CEE 7/16)	10	1	4575,16





Novopress ACO 403 BT (ϕ 76÷168 mm)

PRESSATRICE CON 2 BATTERIE, CARICA BATTERIA E VALIGIA

- PRESSING MACHINE WITH 2 BATTERIES, CHARGER AND CASE
- AKKU- PRESSGERÄT MIT SCHNELLLADEGERÄT UND KOFFER
- SERTISSEUSE A BATTERIE (2) AVEC CHARGEUR ET COFFRET
- AKKU-MÁQUINA CON CARGADOR RÁPIDO Y CAJA

NOTE: New model (Bluetooth technology)

B 50 51

CODE	Voltage	Plug			€
196000023	(* 220-240 V / 50-60 Hz	(* Europe (CEE 7/16)	20,4	1	8915,63



Novopress EFP 2 - EFP/AFP 201 - EFP/AFP 202 ECO/ACO 202 - ECO/ACO 203 - ACO 203XL

B 50 51

GANASCIA PER PRESSATRICE

- JAW
- PRESSBACKE
- MACHOIRE
- MORDAZA PINZA

CODE	De mm	kg		€
19601200N	12	1,9	1	394,80
19601500N	15	1,9	1	394,80
19601800N	18	1,9	1	394,80
19602200N	22	2	1	394,80
19602800N	28	2	1	394,80
19603500N	35	2	1	394,80



Novopress EFP 2 - EFP/AFP 201 - EFP/AFP 202 ECO/ACO 202 - ECO/ACO 203 - ACO 203XL

B 50 51

VALIGIA PER GANASCE Ø 15÷35

- CASE FOR JAWS Ø 15÷35
- LEER KOFFER FÜR PRESSBACKEN Ø 15÷35
- COFFRET POUR MACHOIRES Ø 15÷35
- CAJA PARA MORZADAS Ø 15÷35

CODE	De mm	kg		€
196015035N	15 - 35	12,6	1	2108,78
196015035NV*	15 - 35	2,8	1	250,85

(*) Valigia vuota - Empty case - Leer Koffer - Coffret vide - Caja vacía



Novopress EFP 2 - EFP/AFP 201-202 ECO/ACO 202-203 - ACO 203XL - ECO301

B 50 51

CATENA PER PRESSATRICE

- PRESSING COLLAR
- PRESSCHLINGE
- CHAÎNE
- MORDAZA CADENA

CODE	De mm	kg		€
19604200N	42	1,6	1	2127,76
19605400N	54	2,6	1	2207,08



Novopress EFP 2 - EFP/AFP 201 - EFP/AFP 202 ECO/ACO 202 - ECO/ACO 203 - ACO 203XL

B 50 51

ADATTATORE PER CATENE ZB203

- ADAPTER FOR COLLARS ZB203
- ZWISCHENBACKE FÜR PRESSCHLINGEN ZB203
- ADAPTEUR POUR MACHOIRES ZB203
- ADAPTADOR PARA MORZADAS ZB203

CODE	De mm	kg		€
196042054N	42 - 54	2,3	1	419,95



Novopress EFP 2 - EFP/AFP 201 - EFP/AFP 202 ECO/ACO 202 - ECO/ACO 203 - ACO 203XL

B 50 51

VALIGIA PER CATENE Ø 42÷54 + ADATTATORE ZB203

- CASE FOR PRESSING COLLARS Ø 42÷54 + ADAPTER ZB203
- LEER KOFFER FÜR PRESS SCHLINGEN Ø 42÷54 + ZWISCHENBACKE ZB203
- COFFRET POUR CHAÎNES Ø 42÷54 + ADAPTEUR ZB203
- CAJA PARA CADENA Ø 42÷54 + ADAPTADOR ZB203

CODE	De mm	kg		€
196042054VN	42 - 54	8	1	4769,08
196042054V*	42 - 54	2,8	1	279,45

[*] Valigia vuota - Empty case - Leer Koffer - Coffret vide - Caja vacía




Novopress ACO 203 XL - ECO 301 (Ø 76÷108 mm PN10)

B 50 51

CATENA PER PRESSATRICE

- PRESSING COLLAR
- PRESSSCHLINGE
- CHAÎNE
- MORDAZA CADENA

CODE	De mm	kg		€
196076003	76,1	4,4	1	2332,92
196088003	88,9	4,8	1	2332,92
196108003	108	6	1	2688,27




Adattatore ZB 221 per catene Ø 76,1-88,9-108/1 ACO 203 XL (PN10)

B 50 51

ADATTATORE PER CATENE

- ADAPTER FOR COLLARS
- ZWISCHENBACKE FÜR PRESSSCHLINGEN
- ADAPTEUR POUR MACHOIRES
- ADAPTADOR PARA MORDAZAS

CODE	De mm	kg		€
196076108N*	76,1 - 88,9 - 108 [1°]	4,7	1	1555,15

[*] Per pressatura preliminare diametro 108 mm; il giunto DN 108 mm deve essere pressato una seconda volta con adattatore codice 196000108N. Preliminary pressing for diameter 108 mm; DN 108 mm joint must be pressed a second time with adapter item 196000108N.



Adattatore ZB 222 per catena Ø 108/2 ACO 203 XL (PN10)

B 50 51

ADATTATORE PER CATENE

- ADAPTER FOR COLLARS
- ZWISCHENBACKE FÜR PRESSSCHLINGEN
- ADAPTEUR POUR MACHOIRES
- ADAPTADOR PARA MORDAZAS



CODE	De mm	kg		€
196000108N	108 [2°]	5,2	1	1555,15


B 50 51

Novopress ACO 203 XL (PN10) Novopress ZB 221 / ZB 222 per catene \varnothing 76-108

SET ADATTATORI ZB221/ZB222

- ADAPTERS SET ZB221/ZB222
- ADAPTER SET ZB221/ZB222
- SET DES ADAPTATEURS ZB221/ZB222
- SET DE ADAPTADORES ZB221/ZB222

CODE			€
196000019	13	1	3228,30
196000000VN*	3,8	1	250,85



[*] Valigia vuota - Empty case - Leer Koffer - Coffret vide - Caja vacía


B 50 51

Novopress ACO 401/403 (\varnothing 76÷108 King size)

CATENA PER PRESSATRICE

- PRESSING COLLAR
- PRESSSCHLINGE
- CHAÎNE
- MORDAZA CADENA


CODE	De mm			€
196076002	76,1	6	1	2712,19
196088002	88,9	8	1	2775,56
196108002	108	9	1	4415,02


B 50 51

Novopress ACO 401/403 (\varnothing 139÷168 Over size)

CATENA PER PRESSATRICE

- PRESSING COLLAR
- PRESSSCHLINGE
- CHAÎNE
- MORDAZA CADENA

CODE	De mm			€
196139002	139,7	14,4	1	8341,21
196168002	168,3	19,7	1	8929,59



Novopress - Koffer

B 50 51

VALIGIA PER CATENE / ADATTATORI

- CASE FOR COLLARS / ADAPTERS
- KOFFER FÜR PRESSSCHLINGEN / ZWICHHENBACKEN
- COFFRET POUR CHÂÎNES / ADAPTEURS
- CAJA PARA MORDAZAS / ADAPTADORES

CODE	Version			€
196076088V	De 76,1+88,9 + ZB - ECO 301 / ACO 203XL	3,8	1	263,34



Novopress ACO 202/203 - ACO 401

B 50 51

CARICABATTERIA

- FAST CHARGER
- SCHNELL-LADEGERÄT
- CHARGEUR
- CARGADOR RÁPIDO

CODE	Voltage	Plug			€
19600300N	220-240 V / 50-60 Hz	Europe (CEE 7/16)	0,7	1	422,45





Novopress - Akku

B 50 51

BATTERIA

- BATTERY
- AKKU
- BATTERIE
- ACCUMULADOR

CODE	Version			€
19600204N	18 V / 2,0 Ah Li • ACO 202/203/401/403	0,5	1	469,96
19600205N	18 V / 5,0 Ah Li • ACO 202/203/401/403	0,9	1	1004,30
19600200N	14,4 V / 2,4 Ah Ni-Cd • AFP 201	0,9	1	on demand
19600201N	14,4 V / 2,0 Ah Ni-Cd • AFP 202	0,9	1	on demand
19600202N	18 V / 3,0 Ah Li • AFP 202	0,8	1	on demand

B 50 51


116/1

TAGLIATUBI MANUALE

- PIPE CUTTER
- ROHRSCHEIDER
- COUPE-TUBES
- CORTATUBO

CODE	De mm			€
116000011	6 ÷ 60	0,350	1	348,96

B 50 51


116/2

ROTELLA TAGLIATUBI

- CUTTING WHEEL
- SCHNEIDRAD FÜR ROHRSCHEIDER
- MOLETTE POUR COUPE-TUBES
- CUCHILLA



CODE	Version	De mm			€
116000012	For pipe cutter code / Per tagliatubi codice 116000011	6 ÷ 60	38	1	78,36

B 50 51


116/0 (ø 12÷54 mm)

SBAVATORE UNIVERSALE TUBI

- PIPE DEBURRER
- ENTGRATER
- EBAVUREUR DE TUBE
- DESBARBADOR



CODE	De mm			€
116000000	10 ÷ 54	612	1	144,90

B 50 51


116/3 (ø 76÷108 mm)

SBAVATORE UNIVERSALE TUBI

- PIPE DEBURRER
- ENTGRATER
- EBAVUREUR DE TUBE
- DESBARBADOR



CODE	De mm			€
116000003	63 ÷ 110	1942	1	547,08

B 50 51

**116/18****TAGLIATUBI ELETTRICO - CENTO**

- ELECTRIC PIPE CUTTER - CENTO
- ELEKTRISCH ROHRSCHEIDER - CENTO
- ÉLECTRIQUE COUPE-TUBES - CENTO
- CORTATUBO ELÉCTRICO - CENTO

NOTE: Esclusa rotella - wheel excluded - Schneidrad separat
molette exclue - cuchilla excluida

CODE	De mm			€
11600018	12 ÷ 108	19,070	1	3040,61

B 50 51

**116/28****TAGLIATUBI ELETTRICO - DUECENTO**

- ELECTRIC PIPE CUTTER - DUECENTO
- ELEKTRISCH ROHRSCHEIDER - DUECENTO
- ÉLECTRIQUE COUPE-TUBES - DUECENTO
- CORTATUBO ELÉCTRICO - DUECENTO

NOTE: Esclusa rotella - wheel excluded - Schneidrad separat
molette exclue - cuchilla excluida

CODE	De mm			€
11600028	54 ÷ 225	43,800	1	6171,73

B 50 51

**116/38****ROTELLA PER TAGLIATUBO CENTO-DUECENTO**

- CUTTING WHEEL PIPE CUTTER CENTO-DUECENTO
- SCHNEIDRAD ROHRSCHEIDER CENTO-DUECENTO
- MOLETTE POUR COUPE-TUBES CENTO-DUECENTO
- CUCHILLA PARA CORTATUBO CENTO-DUECENTO

CODE			€
11600038	300	1	267,45

B 50 51

**116/48****PIEDISTALLO TAGLIATUBI CENTO**


- PEDESTAL FOR CENTO PIPE CUTTER
- SOCKEL FÜR CENTO ROHRSCHEIDER
- PIÉDESTAL POUR COUPE-TUBES CENTO
- PEDESTAL PARA CORTATUBO CENTO

CODE			€
11600048	9,550	1	489,62

B 50 51



**116/58****CAVALLETTO PER TUBI Ø 8÷108 MM**

- EASEL FOR PIPES Ø 8÷108 MM
- GESTELL FÜR ROHR Ø 8÷108 MM
- CHEVALET POUR PIPE Ø 8÷108 MM
- CABALLETE DE TUBO Ø 8÷108 MM

CODE			€
11600058	7,000	1	736,48




116/6 (ø 15÷54 mm)
B 50 51
SPELATUBI

- DISMANTLING TOOL
- ABMANTELGERÄT
- DÉNUDEUR
- PELADOR

CODE	De mm			€
116000006	15 - 22	236	1	138,88
116000016	18 - 28	320	1	138,88
116000026	35 - 42	703	1	155,36
116000036	54	477	1	217,61





116/7 (ø 76÷108 mm)
B 50 51
SPELATUBI

- DISMANTLING TOOL
- ABMANTELGERÄT
- DÉNUDEUR
- PELADOR

CODE	De mm			€
116076007	76,1	1,040	1	220,23
116088007	88,9	1,218	1	237,25
116108007	108	1,668	1	309,59


274/0 (ø 15÷54 mm)
B 50 51
MARCATORE

- MARKER
- MARKIERLEHRE
- MARQUEUR
- MARCATUBO




CODE	De mm				€
274000000	15 ÷ 54	26	1	50	1,44



274/1 (ø 76÷108 mm)

MARCATORE

- MARKER
- MARKIERLEHRE
- MARQUEUR
- MARCATUBO




CODE	De mm				€
274000001	76,1 ÷ 108	190		1	18,39



274/CAP

TAPPO DI PROTEZIONE TUBO

- PIPE PROTECTION CAP
- ROHRSCHUTZKAPPE
- BOUCHON DE PROTECTION TUYAU
- TAPA DE PROTECCIÓN TUBERÍA

CODE	De mm				€
274015001	15	1	10	150	0,19
274018001	18	2	10	150	0,21
274022001	22	2	10	100	0,25
274028001	28	3	10	200	0,27
274035001	35	3	10	150	0,38
274042001	42	6	5	50	0,46
274054001	54	13	5	50	0,93
274076001	76,1	16	5	50	1,14
274088001	88,9	20	5	40	1,23
274108001	108	27	5	20	2,58

B 50 52




O-Ring EPDM

NERO

- BLACK
- SCHWARZ
- NOIR
- NEGRO

NOTE: Impieghi / Application field / Einsatzgebiete / Champs d'application /
 Aplicaciones:
 Idrosanitaria / riscaldamento / raffrescamento
 Sanitary / Heating / Cooling
 Sanitär / Heizung / Kühlung
 Sanitaire / Chauffage / Circuits réfrigérants
 Agua sanitaria / Calefacción / Circuito de refrigeración

Material: EPDM
Profilo M - M profile - M Kontur - profil M - perfil M

CODE	De mm			€
11501525N	15	1	20	0,23
11501825N	18	1	20	0,27
11502230N	22	1	20	0,36
11502830N	28	2	20	0,40
11503530N	35	2	20	0,50
11504240N	42	5	20	0,64
11505440N	54	6	20	0,69
11507770NM	76,1	14	10	2,62
11509070NM	88,9	17	10	2,86
11510909NM	108	33	10	3,30
115139100N	139,7	43	1	6,18
115168100N	168,3	95	1	6,52





O-Ring NBR-HNBR

GIALLO

- YELLOW
- GELB
- JAUNE
- AMARILLO

NOTE: Impieghi / Application field / Einsatzgebiete / Champs d'application /
 Aplicaciones:
 Gas / Gas / Gas / Gaz / Gas

B 50 52
Material: NBR / HNBR
Profilo M - M profile - M Kontur - profil M - perfil M

CODE	De mm			€
11501526G	15	1	20	0,33
11501826G	18	1	20	0,39
11502231G	22	1	20	0,51
11502831G	28	2	20	0,53
11503532G	35	2	20	0,74
11504241G	42	5	20	1,27
11505441G	54	6	20	1,34
11507670GM*	76,1	14	10	5,84
11508870GM*	88,9	17	10	7,82
11510809GM*	108	33	10	10,95

(*) HNBR



O-Ring FKM

B 50 52

VERDE



- GREEN
- GRÜN
- VERT
- VERDE

NOTE:

Impieghi / Application field / Einsatzgebiete / Champs d'application /
 Aplicaciones:
 Solare / Solar / Solar / Solaire / Solares
 Olio / Pil / Öl / Huile / Aceite

Material: FKM

Profilo M - M profile - M Kontur - profil M - perfil M

CODE	De mm			€
11501525V	15	1	20	0,52
11501825V	18	1	20	0,52
11502230V	22	1	20	0,75
11502830V	28	2	20	0,83
11503530V	35	2	20	1,16
11504240V	42	5	20	1,67
11505440V	54	6	20	2,01
11507770VM	76,1	14	10	7,69
11509070VM	88,9	17	10	10,11
11510909VM	108	33	10	15,92
115139100V	139,7	43	1	19,07
115168100V	168,3	95	1	20,38



O-Ring MVQ

B 50 52

ROSSO



- RED
- ROT
- ROUGE
- ROJO

NOTE:

Impieghi / Application field / Einsatzgebiete / Champs d'application /
 Aplicaciones:
 Applicazioni industriali - chiedere ad RM
 Industrial applications - ask RM
 Industrieanwendungen - fragen RM
 Applications industrielles - demander RM
 Aplicaciones industriales - preguntar RM

Material: MVQ

Profilo M - M profile - M Kontur - profil M - perfil M

CODE	De mm			€
11501525R	15	1	20	0,30
11501825R	18	1	20	0,36
11502230R	22	1	20	0,45
11502830R	28	2	20	0,47
11503530R	35	2	20	0,53
11504240R	42	5	20	0,70
11505440R	54	6	20	1,00
11507770R	76,1	14	10	5,53
11509070R	88,9	17	10	7,27
11510990R	108	33	10	8,41



B 50 52


115/EPDM

GUARNIZIONE EPDM

- EPDM GASKET
- DICTUNG AUS EPDM
- JOINT EPDM
- JUNTA EN EPDM

NOTE: Impieghi / Application field / Einsatzgebiete / Champs d'application /
 Aplicaciones:
 Idrosanitaria / riscaldamento / raffrescamento
 Sanitary / Heating / Cooling
 Sanitär / Heizung / Kühlung
 Sanitaire / Chauffage / Circuits réfrigérants
 Agua sanitaria / Calefacción / Circuito refrigeracion

CODE	De mm	D1 mm	D2 mm	S mm			€
115683304E	15 - 18 - 22	24	14	2,5	1	20	1,68
115683100E	18 - 22 - 28	30	20	2,5	1	20	1,68
115683114E	28 - 35	39	27	2,5	2	20	1,85
115683112E	35 - 42	44,5	34	2,5	3	20	1,98
115183134E	42	50,5	40	2,5	3	20	2,55
115683134E	42	50,5	38	2,5	4	20	2,55
115183200E	42	56	42	2,5	4	20	2,55
115183540E	54	65,5	53,5	3	4	20	3,25
115183154E	54	65,5	45	3	4	20	3,25
115183054E	54	71,5	53	3	5	20	3,25



B 50 52


115/HNBR

GUARNIZIONE HNBR

- HNBR GASKET
- DICTUNG AUS HNBR
- JOINT HNBR
- JUNTA EN HNBR

NOTE: Impieghi / Application field / Einsatzgebiete / Champs d'application /
 Aplicaciones:
 Gas / Gas / Gas / Gaz / Gas



CODE	De mm	D1 mm	D2 mm	S mm			€
115683102H	15 - 18	18	10	2,5	1	20	2,09
115683304H	15 - 18	24	14	2,5	1	20	2,13
115683100H	22 - 28	30	20	2,5	1	20	2,50
115683114H	28 - 35	39	27	2,5	2	20	3,86
115183112H	35 - 42	44,5	34	2,5	3	20	4,41
115183200H	42 - 54	56	42	2,5	4	20	7,76

B 50 52

**115/FKM****GUARNIZIONE FKM**

- FKM GASKET
- DICTUNG AUS FKM
- JOINT FKM
- JUNTA EN FKM


NOTE: Impieghi / Application field / Einsatzgebiete / Champs d'application / Aplicaciones:
Solare / Solar / Solar / Solaire / Solares.

CODE	De mm	D1 mm	D2 mm	S mm			€
115683102F	15 - 18	18	10	3	1	20	2,13
115683304F	15 - 18 - 22	24	14	3	1	20	2,13
115683100F	18 - 22 - 28	30	20	3	1	20	2,50
115683114F	28 - 35	39	27	3	2	20	3,86
115183112F	35 - 42	44,5	34	3	3	20	4,41
115183051F	28	47,5	37	3	3	20	4,80
115183134F	42	50,5	40	3	4	20	4,80
115183200F	42 - 54	56	42	3	4	20	7,76
115183540F	54	65,5	53,5	3	4	20	7,76
115183242F	42	66	56	3	4	20	12,07
115183054F	54	71,5	53	3	5	20	12,07
115183254F	54	79,5	69	3	5	20	14,37

B 60 60

**850NS****BENDA DI PROTEZIONE BUTILICA RACCORDI STEELPRES**

- BANDAGE PROTECTION FOR STEELPRES FITTINGS
- SCHUTZBAND FÜR STEELPRES FITTINGE
- BANDE DE PROTECTION POUR RACCORDS STEELPRES
- FUNDA DE PROTECCION PIEZAS STEELPRES

CODE	Lg x L cm x m			€
850NS000000	5 cm x 9,15 m	734	24	26,63

Raccomandato per impianti di raffrescamento
Recommended for cooling installation
Empfeht fuer Kuehlungsanlagen
Recommandé pour installations de refroidissement
Recomendado para instalaciones de refrigeracion

FOCUS ON

Umidità e condensa: quando si forma, perché?

La condensa è un fenomeno naturale che si manifesta quando l'aria carica di vapore acqueo entra in contatto con superfici fredde.

La differenza di temperatura tra aria calda e superficie fredda provoca la trasformazione del vapore in gocce d'acqua.

Effetto della condensa sui tubi in acciaio al carbonio zincati.

Negli impianti di raffrescamento realizzati con tubi zincati non adeguatamente protetti, l'eventuale formazione di condensa sulla superficie esterna del tubo in presenza di ossigeno, provoca la formazione di ossido di zinco. Una volta consumato tutto lo zinco superficiale, sulla sottostante superficie in acciaio al carbonio si innesca una corrosione generalizzata con formazione di ossido di ferro.

Come risolvere il problema?

Per preservare il tubo in acciaio al carbonio è necessario rivestire la sua superficie con un materiale protettivo che non si ossidi e che svolga azione di barriera fisica tra tubazione ed atmosfera.

Quale soluzione offre RM?

Per facilitare la fase di installazione e protezione delle tubazioni e dei raccordi Steelpres, mettiamo a disposizione tubo in acciaio al carbonio zincato rivestito con PP e bende butiliche da nastrare sopra i raccordi.

Protezione di tubi e raccordi dalla corrosione esterna.

Il nastro adesivo isobutilico presenta grande allungabilità in entrambi i sensi ed un forte potere adesivo ed auto amalgamante. Lo stesso non necessita di primer aggrappante, impermeabilizza perfettamente le superfici, isolando da agenti atmosferici e chimici blandi. La grande allungabilità conferisce ai nastri un'adattabilità pressochè universale su tutte le superfici, anche le più irregolari quali curve,



Tee, giunti a bicchiere etc. Per applicarlo è sufficiente che la superficie sia pulita e non umida. Il nastro va spellicolato esercitando la tensione necessaria a seconda delle situazioni. Esso si allunga infatti fino al 700% della sua lunghezza iniziale mentre lo spessore finale è in funzione della trazione esercitata. È consigliabile una sovrapposizione di almeno un 10% della larghezza del nastro.

La protezione attraverso il rivestimento con fasce e/o verniciatura, deve comunque avvenire sempre dopo la prova impianto.

RM's solution.

To ease the phases of installation and protection zinc-plated carbon steel pipe coated with PP and butyl tapes to be applied onto fittings.

Protection of pipelines and connections from external corrosion.

The butanol-adhesive tape has high tensile and high adhesive strength and is selffluxing. It requires no adherent primer, lets surfaces perfectly repel water and insulates against atmospheric influences and free chemicals.

The high tensibility provides the tapes with comprehensive applicability for all types of surfaces, even for irregular surfaces such as bends, T-piece, sleeves, etc.

For the application, it is sufficient that the surface is clean but not wet.

The tape must be under pressure and cleaned depending on the situation. It extends over 700% compared to its original length, while the width at the end depends on the extension.

It is recommended to overlap the tape with at least 10% of the tape width. A coating protection with the help of tapes and/or varnish must always occur after a trial run of the system.

Humidity and condensate: when and why it creates.

Condensate is a natural event appearing when the air rich in water vapour comes into contact with cold surfaces.

The difference in temperature between hot air and cold surfaces brings about the transformation of vapour in water drops.

Effects of condensate on zincplated carbon steel pipes.

In cooling systems obtained from not suitably protected zinc-plated pipes, possible condensate creation on pipes' outer surface in presence of oxygen causes the formation of zinc oxide. After superficial zinc consumption, on carbon steel surface under zinc coating a general corrosion starts with the formation of iron oxide.

How to solve the problem.

In order to protect carbon steel pipes, it is necessary to coat its surface by a protective material that does not oxidise and acts as physical barrier between pipe and atmosphere.